

**67601** – 186 grams  
**67610** – 67 grams  
 Soil and rake residue



Figure 1: Photo of area where 67600 and 67610 were collected. AS16-116-18642

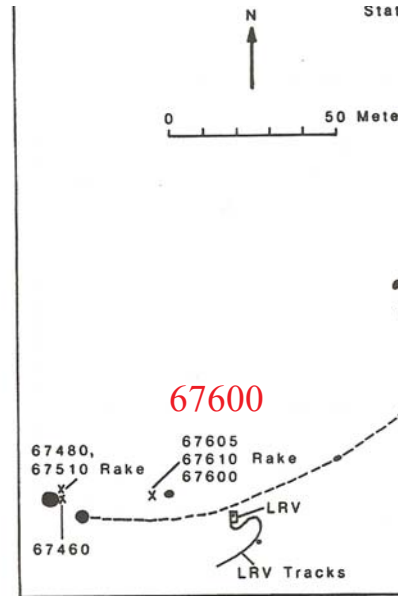


Figure 2: Map showing location of samples 67600 and 67610 inside of rim of North Ray Crater.

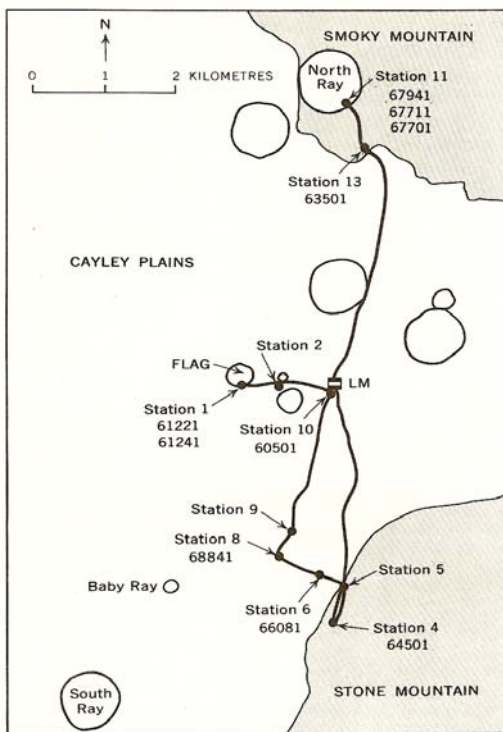


Figure 3: Map of Apollo 16 site.

### Introduction

Soil sample 67600 and rake sample 67610 were collected on the “bench” just inside the rim of North Ray Crater (figures 1 - 3).

The soil samples from North Ray Crater have noticeably coarser grain size and are apparently less mature compared with other lunar soils probably due to the fact that NRC is only 50 m.y. old (Arvidson et al. 1975). It is thought that NRC was deep enough to penetrate through the Cayley Formation to sample the Descartes Formation, and indeed the change in chemical composition indicates this may be the case. According to cratering theory, the rock samples on the crater rim are mostly likely to be from the greatest depth (Ulrich et al. 1981).

### Petrography

The maturity index for 67601 is  $I_s/FeO = 45$  and the agglutinate content is 36 %. The average grain size is 113 microns (figure 6). The mode for 67601 is given in Heiken et al. (1973) and Houck (1982).

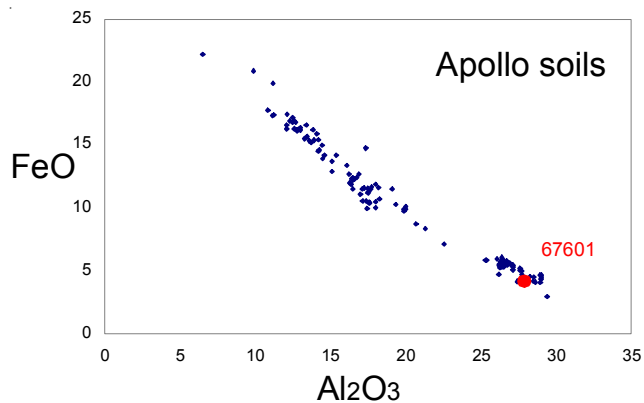


Figure 4: Composition of 67601 compared with that of other Apollo soil samples.

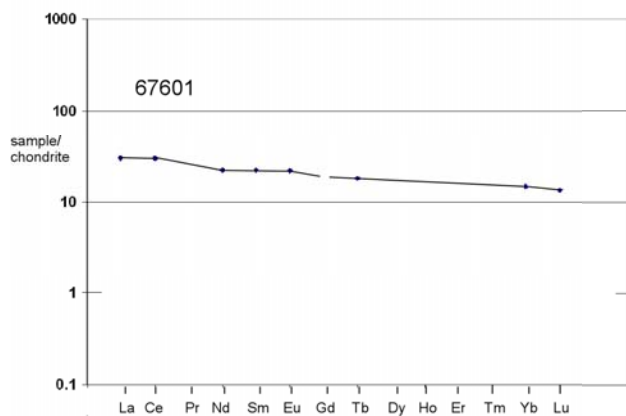


Figure 5: Normalized rare-earth-element diagram.

Marvin (1972) cataloged the coarse-fine particles, while Delano et al. (1973) and Taylor et al. (1973) studied their mineralogy. Smith and Steele (1972) cataloged the rake samples from 67610.

**Chemistry**

The chemical composition of station 11 soils (NRC) is noticeably different from that of other Apollo 16 soils. The Al content is higher, and the Fe and REE content is lower.

Muller (1973) determined 209 ppm nitrogen in the less than 24 micron size fraction of 67601, while Kerridge et al. (1975) and Becker and Clayton (1977) reported only 39 ppm and 44 ppm nitrogen, respectively, for bulk 67601.

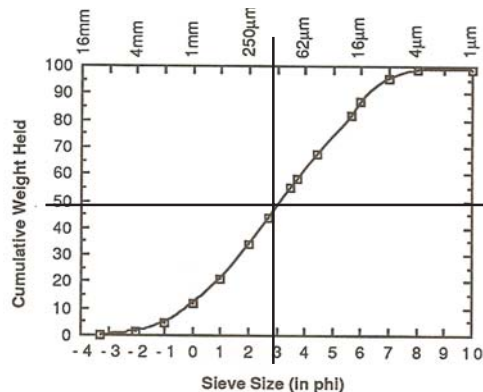
Cirlin and Housley (1981) determined 25 ppb Cd and 7.1 ppm Zn.

**Mineralogical Mode for 67601**

	Heiken et al. 1973	Houck 1982
Agglutinate	36 %	27.2
Breccia	40.2	48.2
Anorthosite	3.6	0.7
Olivine		0.7
Pyroxene	2.9	3
Plagioclase	14	18.7
Opaques		
Glass	1.6	1.7
Basalt	0.6	

**Cosmogenic isotopes and exposure ages**

Clark and Keith (1973) determined the cosmic-ray-induced activity of <sup>26</sup>Al = 96 dpm/kg, <sup>22</sup>Na = 33 dpm/kg, <sup>54</sup>Mn = 6 dpm/kg, and <sup>46</sup>Sc = <4 dpm/kg. Kirsten et al. (1973) reported a <sup>21</sup>Ne exposure age of 55 m.y.



average grain size = 113 microns

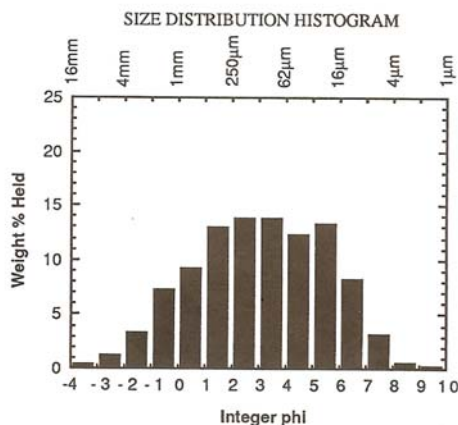


Figure 6: Grain size distribution for 67601 (Graf 1993, from data by Heiken et al.)

**Table 1. Chemical composition of 67601.**

reference weight	LSPET72	Clark73	Korotev91	Krahenbuhl73	Haskin73	Boynton75	ave. st. 11 Korotev81
SiO2 %	45.3 (a)				45.3 (c)		45.1
TiO2	0.42 (a)				0.5 (c)		0.41
Al2O3	28.9 (a)				27.4 (c)		28.9
FeO	4.09 (a)		4.23 (c)		4.02 (c)	4.24 (c)	4.2
MnO	0.06 (a)				0.054 (c)	0.062 (c)	0.056
MgO	4.75 (a)				4.53 (c)		4.3
CaO	16.4 (a)		16.1 (c)		16 (c)	18 (c)	16.5
Na2O	0.44 (a)		0.509 (c)		0.53 (c)	0.593 (c)	0.48
K2O	0.07 (a)	0.072 (b)			0.071 (c)		0.065
P2O5	0.06 (a)						
S %	0.04 (a)						
sum							
Sc ppm			7.01 (c)		6.6 (c)	7.2 (c)	7.3
V							18
Cr	540 (a)		568 (c)		543 (c)	500 (c)	515
Co			27.9 (c)		14.4 (c)	18 (c)	14.5
Ni	111 (a)		363 (c)	175 (d)	180 (c)		140
Cu							
Zn				6.9 (d)	10 (c)		
Ga					4.4 (c)		
Ge ppb				245 (d)			
As							
Se							
Rb	1.3 (a)			1.3 (d)			1.65
Sr	194 (a)		193 (c)				180
Y	22 (a)						20
Zr	89 (a)		79 (c)				83
Nb	5.4 (a)						
Mo							
Ru							
Rh							
Pd ppb							
Ag ppb				4.5			
Cd ppb				21 (d)			
In ppb							
Sn ppb							
Sb ppb				0.73 (d)			
Te ppb				8.5 (d)			
Cs ppm			0.07 (c)	0.054 (d)	0.064 (c)		
Ba			84 (c)			70 (c)	71
La			6.99 (c)		6.7 (c)	5.6 (c)	5.9
Ce			17.9 (c)		16.5 (c)	16 (c)	
Pr							
Nd			10 (c)		11.1 (c)		
Sm			3.28 (c)		3.1 (c)		2.8
Eu			1.23 (c)		1.29 (c)	1.26 (c)	1.13
Gd					4.1 (c)		
Tb			0.66 (c)		0.62 (c)	0.65 (c)	0.56
Dy					4.3 (c)	5.3 (c)	
Ho					0.86 (c)		
Er							
Tm							
Yb			2.39 (c)		2.28 (c)	2.3 (c)	2.05
Lu			0.329 (c)		0.33 (c)	0.39 (c)	0.29
Hf			2.29 (c)		1.99 (c)	2.2 (c)	1.85
Ta			0.3 (c)			0.3 (c)	0.3
W ppb							
Re ppb				0.527 (d)			
Os ppb							
Ir ppb			7.4 (c)	5.01 (d)			
Pt ppb							
Au ppb			5 (c)	2.47 (d)			
Th ppm	1.6 (a)	1.04 (b)	1.15 (c)			1 (c)	1
U ppm		0.28 (b)	0.31 (c)	0.295 (d)			0.27

technique: (a) XRF, (b) radiation count. (c) INAA, (d) RNAA

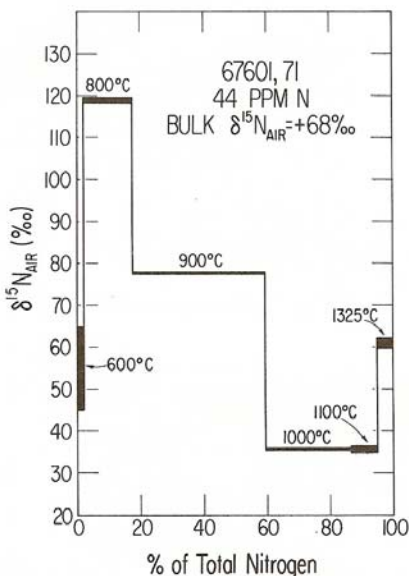
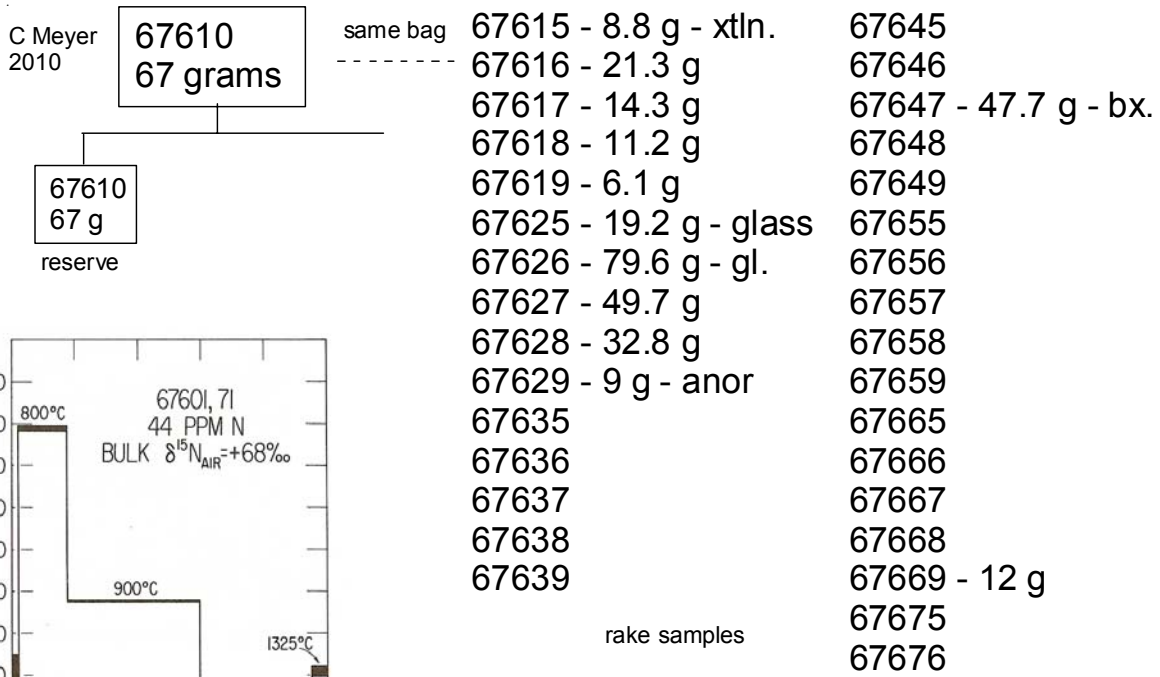
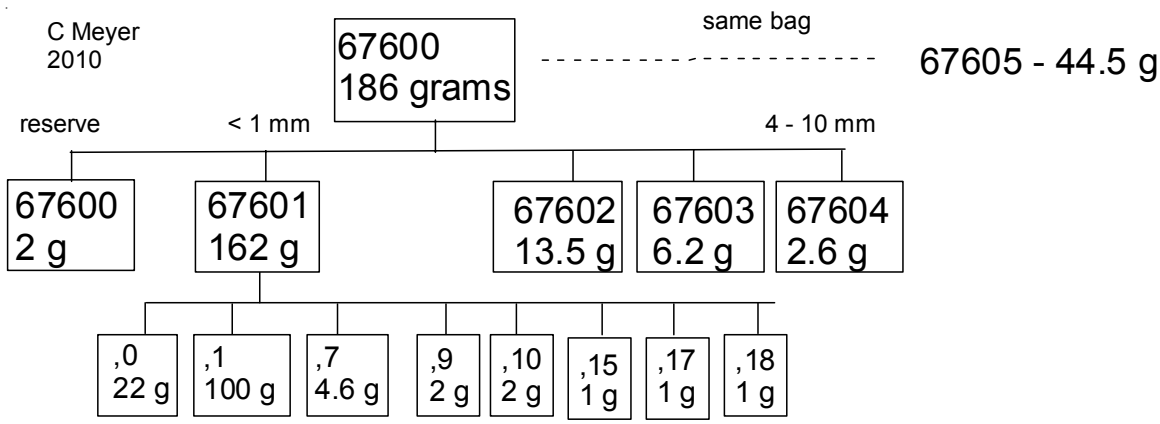


Figure 7: Nitrogen isotopes as function of release temperature (Becker and Clayton 1977).

**Other Studies**

Becker and Clayton (1977) determined the isotopic composition of nitrogen (figure 7).

Kirsten et al. (1973) determined the rare gas content and isotopic ratios for 67601.

Nunes (19750 reported studies of the Pb isotopes.

**References for 67601.**

Arvidson R., Crozaz G., Drozd R.J., Hohenberg C.M. and Morgan C.J. (1975) Cosmic ray exposure ages of features and events at the Apollo landing sites. *The Moon* **13**, 259-276.

Becker R.H. and Clayton R.N. (1977) Nitrogen isotopes in lunar soils as a measure of cosmic-ray exposure and regolith history. *Proc. 8<sup>th</sup> Lunar Sci. Conf.* 3685-3704.

Boynton W.V., Baedeker P.A., Chou C.-L., Robinson K.L. and Wasson J.T. (1975a) Mixing and transport of lunar surface materials: Evidence obtained by the determination of lithophile, siderophile, and volatile elements. *Proc. 6<sup>th</sup> Lunar Sci. Conf.* 2241-2259.

- Butler P. (1972) Lunar Sample Information Catalog Apollo 16. Lunar Receiving Laboratory. MSC 03210 Curator's Catalog. pp. 370.
- Cirlin E.H. and Housley R.M. (1981) Distribution and evolution of Zn, Cd, and Pb in Apollo 16 regolith samples and the average U-Pb ages of the parent rocks. *Proc. 12<sup>th</sup> Lunar Planet. Sci. Conf.* 529-540.
- Clark R.S. and Keith J.E. (1973) Determination of natural and cosmic ray induced radionuclides in Apollo 16 lunar samples. *Proc. 4<sup>th</sup> Lunar Sci. Conf.* 2105-2113.
- Delano J.W., Bence A.E., Papike J.J. and Cameron K.L. (1973) Petrology of the 2 -4 mm soil fractions from the Descartes region of the moon and stratigraphic implications. *Proc. 4<sup>th</sup> Lunar Sci. Conf.* 537-551.
- Graf J.C. (1993) Lunar Soils Grain Size Catalog. NASA Pub. 1265
- Haskin L.A., Helmke P.A., Blanchard D.P., Jacobs J.W. and Telunder K. (1973) Major and trace element abundances in samples from the lunar highlands. *Proc. 4<sup>th</sup> Lunar Sci. Conf.* 1275-1296.
- Heiken G.H., McKay D.S. and Fruland R.M. (1973b) Apollo 16 soils – grain size analysis and petrography. *Proc. 4<sup>th</sup> Lunar Sci. Conf.* 251-266.
- Houck K.J. (1982a) Petrologic variations in Apollo 16 surface soils. *Proc. 13<sup>th</sup> Lunar Planet. Sci. Conf.* J. Geophys. Res. **87**, A197-A209.
- Kirsten T., Horn P. and Kiko J. (1973a) <sup>39</sup>Ar/<sup>40</sup>Ar dating and rare gas analysis of Apollo 16 rocks and soils. *Proc. 4<sup>th</sup> Lunar Sci. Conf.* 1757-1784.
- Korotev R.L. (1991) Geochemical stratigraphy of two regolith cores from the Central Highlands of the Moon. *Proc. 21<sup>st</sup> Lunar Planet. Sci. Conf.* 229-289. Lunar Planetary Institute, Houston
- Korotev R.L. and Morris R.V. (1993) Composition of Apollo 16 regolith core 60013/14. *Geochim. Cosmochim. Acta* **57**, 4813-4826.
- Krahenbuhl U., Ganapathy R., Morgan J.W. and Anders E. (1973b) Volatile elements in Apollo 16 samples: Implications for highland volcanism and accretion history of the moon. *Proc. 4<sup>th</sup> Lunar Sci. Conf.* 1325-1348.
- LSPET (1973) The Apollo 16 lunar samples: Petrographic and chemical description. *Science* 179, 23-34.
- LSPET (1972) Preliminary examination of lunar samples. Apollo 16 Preliminary Science Report. NASA SP-315, 7-1—7-58.
- Marvin U.B. (1972) Apollo 16 coarse fines (4-10 mm): Sample classification, description and inventory. JSC Catalog.
- Moore C.B., Lewis C.F. and Gibson E.K. (1973) Total carbon contents of Apollo 15 and 16 lunar samples. *Proc. 4<sup>th</sup> Lunar Sci. Conf.* 1613-1923.
- Moore C.B. and Lewis C.F. (1975) Total nitrogen contents of Apollo 15, 16 and 17 lunar fines samples. *Lunar Sci.* **VI**, 569-571.
- Morris R.V., Score R., Dardano C. and Heiken G. (1983) Handbook of Lunar Soils. Two Parts. JSC 19069. Curator's Office, Houston
- Morris R.V. (1978) The surface exposure (maturity) of lunar soils: Some concepts and Is/FeO compilation. *Proc. 9<sup>th</sup> Lunar Sci. Conf.* 2287-2297.
- Müller O. (1973) Chemically bound nitrogen contents of Apollo 16 and Apollo 15 lunar fines. *Proc. 4<sup>th</sup> Lunar Sci. Conf.* 1625-1634.
- Nunes P.D. (1975) Pb loss from Apollo 17 glassy samples and Apollo 16 revisited. *Proc. 6<sup>th</sup> Lunar Sci. Conf.* 1491-1499.
- Papike J.J., Simon S.B. and Laul J.C. (1982) The lunar regolith. *Rev. Geophys. Space Phys.* 20, 761-826.
- Smith J.V. and Steele I.M. (1972) Apollo 16 rake samples 67515 to 68537: Sample classification, description and inventory. Curator's Catalog. JSC
- Sutton R.L. (1981) Documentation of Apollo 16 samples. In *Geology of the Apollo 16 area, central lunar highlands.* (Ulrich et al. ) U.S.G.S. Prof. Paper 1048.
- Taylor G.J., Drake M.J., Hallam M.E., Marvin U.B. and Wood J.A. (1973b) Apollo 16 stratigraphy: The ANT hills, the Cayley Plains and a pre-Imbrian regolith. *Proc. 4<sup>th</sup> Lunar Sci. Conf.* 553-568.