

# 15471

## Soil

250.5 grams




Figure 1: Location of 15470. AS15-87-11759

### Modal content of soil 15471.

From Basu et al. 1981.

Agglutinates	37%
Mare Basalt	8
KREEP basalt	1.2
Breccia	7.7
Anorthosite	1.2
Norite	
Gabbro	0.5
Plagioclase	8.5
Pyroxene	23.1
Olivine	2.6
Ilmenite	0.6
Glass other	5.5

From Carr and Meyer. 1974.

Agglutinates	32.4%
Basalt	5.8
Breccia	3.6
Plagioclase	10.6
Pyroxene	30.8
Olivine	6.2
Ilmenite	1.4
Glass other	9.2

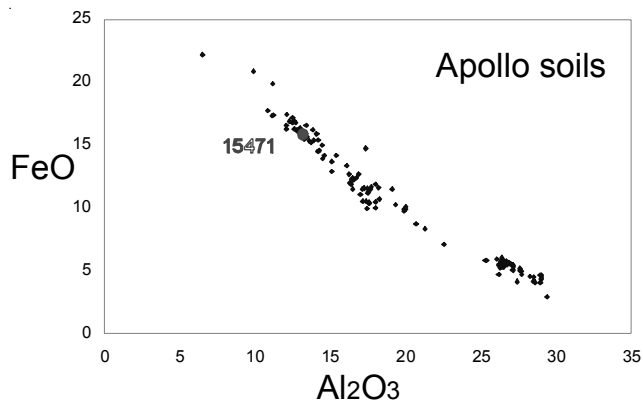


Figure 2: Chemical composition of 15471 compared with other Apollo soils.

### Introduction

15470 – 15474 was collected about 30 meters from the rim of Dune Crater (480 meters diameter) and should contain mare material from the bedrock below the regolith.

### Petrography

The maturity index ( $I_s/FeO$ ) of 15471 is 34 (submature)(Morris et al. 1978) and the agglutinate content is 32 – 37 %. The grain size distribution is normal with average grain size 80 microns (figure 5).

Carr and Meyer (1974) and Basu et al. (1981) determined the mineral mode, finding 6 – 8 % mare basalt and relatively high olivine content (3 – 6 %).

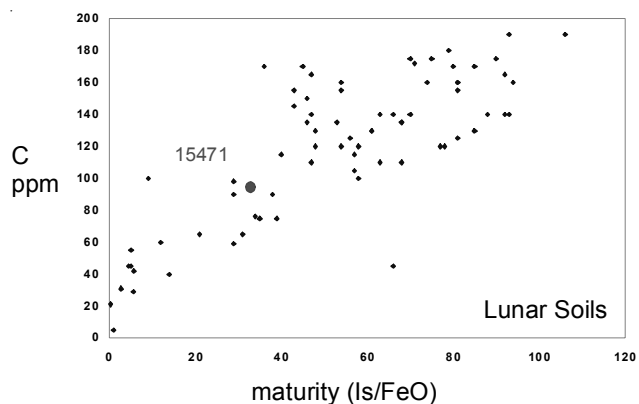


Figure 3: Carbon content and maturity of 15471.

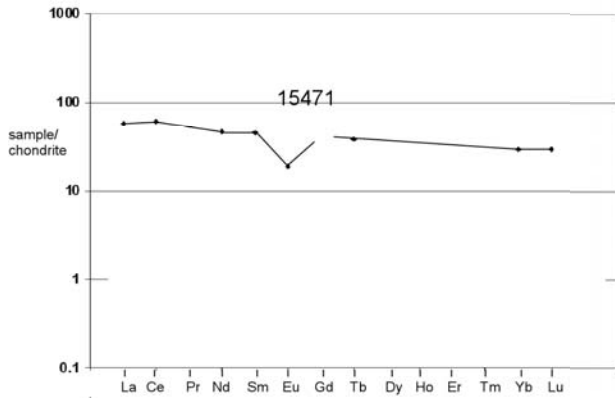


Figure 4: Normalized rare-earth-element diagram for 15471 (Korotev 1987).

Powell (1972) and Ryder and Sherman (1989) cataloged the coarse fine particles (including small fragments of basalt).

### Chemistry

Figure 2 shows that 15471 is one of the more mafic lunar soils because of its relatively high content of mare material (16.5 % FeO). However, it has the characteristic REE pattern for soils with a significant component of KREEP basalt (figure 4).

Moore et al. (1973) reported 89 and 74 ppm carbon for two splits of 15471 (figure 3).

### Radiogenic age dating

Husain (1974) obtained the age of three basalt fragments from the coarse fines.

### Cosmogenic isotopes and exposure ages

Husain (1974) determined the <sup>38</sup>Ar exposure age of 4 fragments from 15473, ranging from 200 to 560 m.y.

### Other Studies

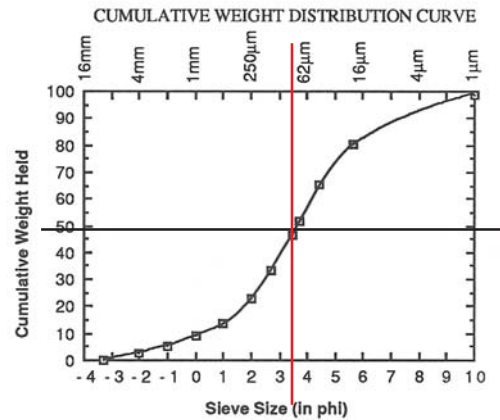
Hintenberger and Weber (1973) found that solar wind implanted rare gasses were surface correlated. Bogard and Nyquist (1973) reported the isotopic ratio of Ar.

### Processing

15470 was returned in a sample collection bag (#5) placed in ALSRC#2 (which did not seal).

#### Summary of Age Data for 15473

	Ar/Ar
Husain 1974	3.2 ± 0.07 b.y.
	3.26 ± 0.05
	3.16 ± 0.08



Average grain size = 80 microns

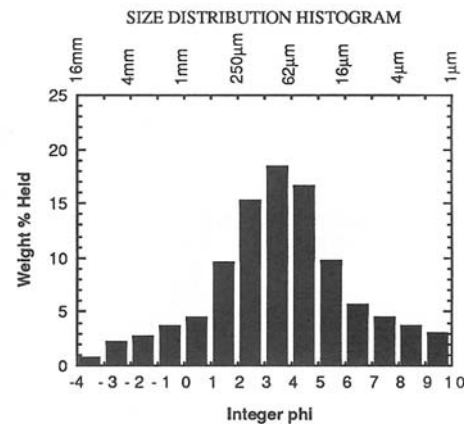


Figure 5: Grain size distribution 15470 (Graf 1993).

### References for 15471

- Basu A. and McKay D.S. (1979) Petrography and provenance of Apollo 15 soils. *Proc. 10<sup>th</sup> Lunar Sci. Conf.* 1413-1424.
- Basu A., McKay D.S., Griffiths S.A. and Nace G. (1981) Regolith maturation on the Earth and the Moon with an example from Apollo 15. *Proc. 12<sup>th</sup> Lunar Planet. Sci. Conf.* 433-449.
- Bogard D.D. and Nyquist L.E. (1973) <sup>40</sup>Ar/<sup>36</sup>Ar variations in Apollo 15 and 16 regolith. *Proc. 4<sup>th</sup> Lunar Sci. Conf.* 1975-1986.
- Butler P. (1971) Lunar Sample Catalog, Apollo 15. Curators' Office, MSC 03209
- Carr M.H. and Meyer C.E. (1974) The regolith at the Apollo 15 site and its stratigraphic implications. *Geochem. Cosmochem. Acta* **38**, 1183-1197.
- Compston W., de Laeter J.R. and Vernon M.J. (1972) Strontium isotope geochemistry of Apollo 15 basalts. *In*

**Table 1a. Chemical composition of 15471.**

<i>reference weight</i>	LSPET72	Korotov87	Helmke72	Duncan75	Ganapathy73 Morgan72	Fruchter73	Janghorbani73	Taylor73
SiO <sub>2</sub> %	46.1 (a)			46.26 (a)			47.7	
TiO <sub>2</sub>	1.58 (a)	1.2 (b)		1.55 (a)		1.55	1.6	
Al <sub>2</sub> O <sub>3</sub>	12.91 (a)	13.4 (b)		13.22 (a)		13.2	13.2	
FeO	16.24 (a)	16.6 (b)		15.96 (a)		16.6	16.25	
MnO	0.21 (a)	0.2 (b)		0.204 (a)			0.2	
MgO	11.11 (a)	11.6 (b)		11.19 (a)			10.1	
CaO	10.42 (a)	8.9 (b)		10.46 (a)				
Na <sub>2</sub> O	0.32 (a)	0.41 (b)		0.35 (a)		0.35	0.39	
K <sub>2</sub> O	0.12 (a)			0.11 (a)		0.14		
P <sub>2</sub> O <sub>5</sub>	0.12 (a)			0.136 (a)				
S %	0.07 (a)							
<i>sum</i>								
Sc ppm		32.6 (b)	30.2 (b)			32 (b)		35 (d)
V				128 (a)				140 (d)
Cr	3216 (a)	3310 (b)	5200 (b)	3229 (a)		3100		3100 (d)
Co		50.5 (b)	45.5 (b)	46 (a)	45 (c)	47 (b)		48 (d)
Ni		172 (b)		179 (a)	150 (c)			208 (d)
Cu				5 (a)				5.4 (d)
Zn			19 (b)	12 (a)	11 (c)			
Ga			4.8 (b)					4.6 (d)
Ge ppb					310 (c)			
As								
Se					184 (c)			
Rb	3 (a)			3.2 (a)	4.2 (c)			3.1 (d)
Sr	124 (a)	115		115 (a)				
Y	54 (a)			51.4 (a)				54 (d)
Zr	229 (a)	220 (b)		228 (a)				240 (d)
Nb	15 (a)			14 (a)				15.9 (d)
Mo								
Ru								
Rh								
Pd ppb								
Ag ppb					62 (c)			
Cd ppb					36 (c)			
In ppb					330 (c)			
Sn ppb								0.24 (d)
Sb ppb					1.24 (c)			
Te ppb					8.7 (c)			
Cs ppm		0.1 (b)			0.175 (c)			0.18 (d)
Ba		153 (b)		165 (a)				200 (d)
La		13.4 (b)	13.9 (b)			16.5 (b)		15.3 (d)
Ce		36 (b)	34.4 (b)			54 (b)		39.5 (d)
Pr								5.64 (d)
Nd		21 (b)	26 (b)					23.9 (d)
Sm		6.63 (b)	7.12 (b)			7.3 (b)		6.7 (d)
Eu		1.055 (b)	1.05 (b)			1.19 (b)		1.2 (d)
Gd			8.7 (b)					8.42 (d)
Tb		1.37 (b)	1.53 (b)			1.2 (b)		1.33 (d)
Dy			10 (b)					9.1 (d)
Ho			2.1 (b)					2.13 (d)
Er			5.4 (b)					6 (d)
Tm								1 (d)
Yb		4.74 (b)	5.07 (b)			5.5 (b)		6.1 (d)
Lu		0.71 (b)	0.71 (b)			0.75 (b)		0.94 (d)
Hf		5.4 (b)	12 (b)			5.7 (b)		4.7 (d)
Ta		0.69 (b)						
W ppb								0.34 (d)
Re ppb					0.47 (c)			
Os ppb								
Ir ppb		3.3 (b)			5.9 (c)			
Pt ppb								
Au ppb		1.8 (b)			1.79 (c)			
Th ppm	3 (a)	2 (b)				6.3		2.42 (d)
U ppm		0.61 (b)						0.63 (d)

*technique: (a) XRF, (b) INAA, (c) RNAA, (d) SSMS*

**Table 1b. Chemical composition of 15471.**

reference weight	Wanke73	Mason72	< 325 um		Laul72
SiO2 %	48.4 (b)	46.43	46.22	(a)	
TiO2	1.17 (b)	1.61	1.65	(a)	1.6 (d)
Al2O3	13.4 (b)	13.43	15.35	(a)	13.3 (d)
FeO	16.6 (b)	16.2	14.51	(a)	15.9 (d)
MnO	0.2 (b)	0.26	0.23	(a)	0.204 (d)
MgO	11.6 (b)	11.15	10.11	(a)	
CaO	9.94 (b)	10.58	10.77	(a)	10.9 (d)
Na2O	0.36 (b)	0.37	0.36	(a)	0.364 (d)
K2O	0.12 (b)	0.17	0.18	(a)	0.12 (d)
P2O5		0.11	0.12	(a)	
S % sum					
Sc ppm	31 (b)				31 (d)
V		100	75	(c)	147 (d)
Cr	2980 (b)	2395	1916	(a)	2942 (d)
Co	45 (b)	40	37	(c)	44 (d)
Ni		160	225	(c)	
Cu		10	19	(c)	
Zn					
Ga		4	2	(c)	
Ge ppb					
As					
Se					
Rb		5	5	(c)	
Sr		115	125	(c)	
Y		55	65	(c)	
Zr		205	265	(c)	160 (d)
Nb					
Mo					
Ru					
Rh					
Pd ppb					
Ag ppb					
Cd ppb					
In ppb					
Sn ppb					
Sb ppb					
Te ppb					
Cs ppm					
Ba		120	150	(c)	200 (d)
La	15.6 (b)				15 (d)
Ce					42 (d)
Pr					
Nd					
Sm	6.9 (b)				7.4 (d)
Eu	1.12 (b)				0.64 (d)
Gd					
Tb	1.8 (b)				1.5 (d)
Dy	9.7 (b)				
Ho					
Er					
Tm					
Yb	5.1 (b)				5.7 (d)
Lu	0.72 (b)				0.81 (d)
Hf	5.5 (b)				6.3 (d)
Ta	0.68 (b)				0.75 (d)
W ppb					
Re ppb					
Os ppb					
Ir ppb					
Pt ppb					
Au ppb					
Th ppm					2.4 (d)
U ppm					0.7 (d)

technique: (a) Wet chem., (b) INAA, (c) emission spec., (d) INAA

**The Apollo 15 Lunar Samples** (Chamberlain and Watkins, eds.), 347-351. Lunar Science Institute, Houston.

Ganapathy R., Morgan J.W., Krahenbuhl U. and Anders E. (1973) Ancient meteoritic components in lunar highland rocks: Clues from trace elements in Apollo 15 and 16 samples. *Proc. 4<sup>th</sup> Lunar Sci. Conf.* 1239-1261.

Graf J.C. (1993) Lunar Soils Grain Size Catalog. NASA Reference Pub. 1265, March 1993

Duncan A.R., Sher M.K., Abraham Y.C., Erlank A.J., Willis J.P. and Ahrens L. (1975) Interpretation of compositional variability of Apollo 15 soils. *Proc. 6<sup>th</sup> Lunar Sci. Conf.* 2309-2320.

Engelhardt W.v., Arndt J. and Schneider H. (1972) Apollo 15 regolith and breccias. *In The Apollo 15 Lunar Samples* 174-177. LPI.

Engelhardt W.v., Arndt J. and Schneider H. (1973) Apollo 15 – evolution of the regolith and origin of glasses. *Proc. 4<sup>th</sup> Lunar Sci. Conf.* 239-250.

Engelhardt W.v., Hurrell H. and Luft E. (1976) Microimpact-induced changes of textural parameters and modal composition of the lunar regolith. *Proc. 7<sup>th</sup> Lunar Sci. Conf.* 373-392.

Fruchter J.S., Stoesser J.W., Lindstrom M.M. and Goles G.G. (1973) Apollo 15 clastic materials and their relationship to local geologic features. *Proc. 4<sup>th</sup> Lunar Sci. Conf.* 1227-1237.

Ganapathy R., Morgan J.W., Krahenbuhl U. and Anders E. (1973) Ancient meteoritic components in lunar highland rocks: Clues from trace elements in Apollo 15 and 16 samples. *Proc. 4<sup>th</sup> Lunar Sci. Conf.* 1239-1261.

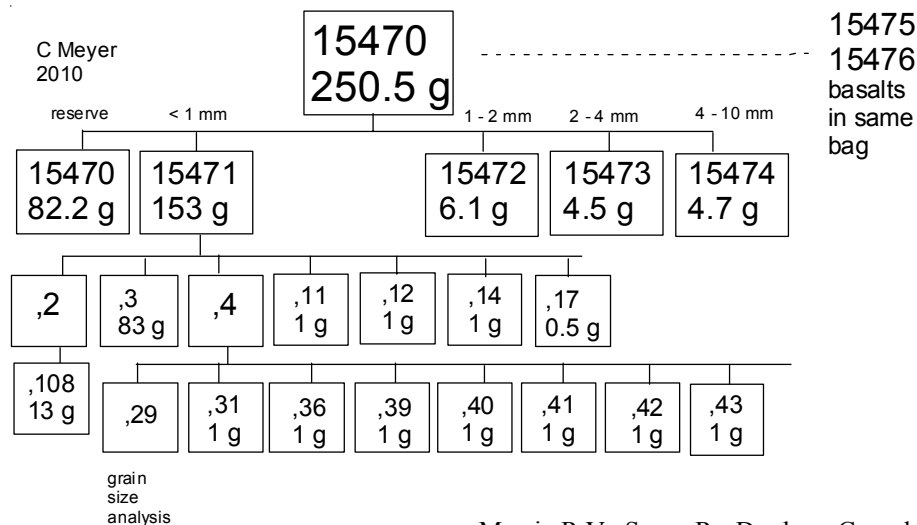
Helmke P.A. and Haskin L.A. (1972) Rare earths and other trace elements in Apollo 15 samples. *In The Apollo 15 Lunar Samples* (Chamberlain J.W. and Watkins C., eds.), 217-220. Lunar Science Institute, Houston.

Heiken G.H. (1974) A catalog of lunar soils. JSC Curator

Heiken G.H. (1975) Petrology of lunar soils. *Rev. Geophys. Space Phys.* **13**, 567-587.

Hintenberger H. and Weber H.W. (1973) Trapped rare gases in lunar fines and breccias. *Proc. 4<sup>th</sup> Lunar Sci. Conf.* 2003-2019.

Husain L. (1974) <sup>40</sup>Ar-<sup>39</sup>Ar chronology and cosmic ray exposure ages of the Apollo 15 samples. *J. Geophys. Res.* **79**, 2588-2606.



Janghorbani M., Miller M.D., Ma M.-S., Chyi L.L. and Ehmann W.D. (1973) Oxygen and other elemental abundance data for Apollo 14, 15, 16 and 17 samples. *Proc. 4<sup>th</sup> Lunar Sci. Conf.* 1115-1126.

Korotev R.L. (1987) Mixing levels, the Apennine Front soil component, and compositional trends in the Apollo 15 soils. *Proc. 17<sup>th</sup> Lunar Planet. Sci. Conf.* E411-431.

Laul J.C., Wakita H., Showalter D.L., Boynton W.V. and Schmitt R.A. (1972) Bulk, rare earth, and other trace elements in Apollo 14 and 15 and Luna 16 samples. *Proc. 3<sup>rd</sup> Lunar Sci. Conf.* 1181-1201.

LSPET (1972a) The Apollo 15 lunar samples: A preliminary description. *Science* **175**, 363-375.

LSPET (1972b) Preliminary examination of lunar samples. Apollo 15 Preliminary Science Report. NASA SP-289, 6-1—6-28.

Mason B., Jarosewich E., Melson W.G. and Thompson G. (1972) Mineralogy, petrology, and chemical composition of lunar samples 15085, 15256, 15271, 15471, 15475, 15476, 15535, 15555 and 15556. *Proc. 3<sup>rd</sup> Lunar Sci. Conf.* 785-796.

Morgan J.W., Krahenbuhl U., Ganapathy R. and Anders E. (1972a) Trace elements in Apollo 15 samples: Implications for meteorite influx and volatile depletion on the moon. *Proc. 3<sup>rd</sup> Lunar Sci. Conf.* 1361-1376.

Moore C.B., Lewis C.F. and Gibson E.K. (1973) Total carbon contents of Apollo 15 and 16 lunar samples. *Proc. 4<sup>th</sup> Lunar Sci. Conf.* 1613-1923.

Morris R.V. (1978) The surface exposure (maturity) of lunar soils: Some concepts and Is/FeO compilation. *Proc. 9<sup>th</sup> Lunar Planet. Sci. Conf.* 2287-2298.

Morris R.V., Score R., Dardano C. and Heiken G. (1983) *Handbook of Lunar Soils.* JSC 19069

Powell B.N. (1972) Apollo 15 Coarse Fines (4-10mm): Sample classification, description and inventory. MSC 03228 Curator's Office JSC

Ryder G. and Sherman S.B. (1989) The Apollo 15 Coarse Fines. Curators Office #81, JSC#24035

Ryder G. and Burling T.C. (1996) An Apollo 15 mare basalt fragment and lunar mare provinces. *Meteor. & Planet. Sci.* **31**, 50-59.

Swann G.A., Hait M.H., Schaber G.C., Freeman V.L., Ulrich G.E., Wolfe E.W., Reed V.S. and Sutton R.L. (1971b) Preliminary description of Apollo 15 sample environments. U.S.G.S. Interagency report: 36. pp219 with maps

Swann G.A., Bailey N.G., Batson R.M., Freeman V.L., Hait M.H., Head J.W., Holt H.E., Howard K.A., Irwin J.B., Larson K.B., Muehlberger W.R., Reed V.S., Rennilson J.J., Schaber G.G., Scott D.R., Silver L.T., Sutton R.L., Ulrich G.E., Wilshire H.G. and Wolfe E.W. (1972) 5. Preliminary Geologic Investigation of the Apollo 15 landing site. In Apollo 15 Preliminary Science Rpt. NASA SP-289. pages 5-1-112.

Taylor S.R., Gorton M.P., Muir P., Nance W., Rudowski R. and Ware N. (1973b) Lunar highlands composition: Apennine Front. *Proc. 4<sup>th</sup> Lunar Sci. Conf.* 1445-1459.

Walker R.J. and Papike J.J. (1981) The Apollo 15 regolith: Chemical modeling and mare/highland mixing. *Proc. 12<sup>th</sup> Lunar Planet. Sci. Conf.* 509-517.

Wanke H., Baddenhausen H., Balacescu A., Teschke F., Spettle B., Dreibus G., Palme H., Quijano-Rico M., Kruse H., Wlotzka F. and Begemann F. (1972) Multielement analyses of Lunar Samples and some implications of the results. *Proc. 3<sup>rd</sup> Lunar Sci. Conf.* 1251-1268.