National Aeronautics and
Space Administration

Lyndon B. Johnson Space Center
White Sands Test Facility
P.O. Box 20
Las Cruces, NM 88004-0020



February 23, 2026

Reply to Attn of: RE-26-027

Mr. JohnDavid Nance, Bureau Chief
New Mexico Environment Department
Hazardous Waste Bureau
2905 Rodeo Park Drive East, Building 1
Santa Fe, NM 87505

Subject: Well Completion Report for Monitoring Well 600C-004-GW and Well Abandonment Report for Monitoring Well PL-3-453

NASA submitted the *NASA WSTF Work Plan for Drilling and Installation of Monitoring Wells 600C-003-GW and 600C-004-GW* on April 27, 2023. On November 27, 2023, NMED approved the drilling work plan for well 600C-004-GW, which included the plugging and abandonment of well PL-3-453. NASA submitted a *Request for Extension of Time for Submittal of Well Completion Report for Monitoring Well 600C-004-GW* on April 29, 2025 that was subsequently approved by the NMED on July 2, 2025. In the extension request approval, NMED directed NASA to provide a well completion report for replacement well 600C-004-GW no later than February 27, 2026.

Enclosure 1 provides a bound paper copy of the report (up to Appendix D) that includes well completion details for replacement well 600C-004-GW and plugging and abandonment information for former well PL-3-453. Enclosure 2 provides a PDF version of the report on CD-ROM.

I certify under penalty of law that this document and all attachments were prepared under my direction or supervision in accordance with a system designed to assure that qualified personnel properly gather and evaluate the information submitted. Based on my inquiry of the person or persons who manage the system, or those persons directly responsible for gathering the information, the information submitted is, to the best of my knowledge and belief, true, accurate, and complete. I am aware that there are significant penalties for submitting false information, including the possibility of fine and imprisonment for knowing violations.

If you have any questions or comments concerning this submittal, please contact Antonette Doherty at 575-202-5406.

Amanda Skarsgard
Digitally signed by Amanda Skarsgard
Date: 2026.02.23 11:39:24 -07'00'

Amanda G. Skarsgard
Environmental Compliance Manager

cc:
Ms. Melissa Milner
Hazardous Waste Bureau
New Mexico Environment Department
2905 Rodeo Park Drive East, Building 1
Santa Fe, NM 87505

National Aeronautics and Space Administration



NASA Johnson Space Center White Sands Test Facility

600C-004-GW Well Completion and PL-3-453 Well Abandonment Report

February 2026

NASA Johnson Space Center White Sands Test Facility

600C-004-GW Well Completion and PL-3-453 Well Abandonment Report

February 2026

I certify under penalty of law that this document and all attachments were prepared under my direction or supervision in accordance with a system designed to assure that qualified personnel properly gather and evaluate the information submitted. Based on my inquiry of the person or persons who manage the system, or those persons directly responsible for gathering the information, the information submitted is, to the best of my knowledge and belief, true, accurate, and complete. I am aware that there are significant penalties for submitting false information, including the possibility of fine and imprisonment for knowing violations.

Amanda Skarsgard
Digitally signed by Amanda Skarsgard
Date: 2026.02.23 11:39:47 -07'00'

Amanda G. Skarsgard
Environmental Compliance Manager

See Electronic Signature
Date

National Aeronautics and Space Administration

Johnson Space Center
White Sands Test Facility
12600 NASA Road
Las Cruces, NM 88012
www.nasa.gov/centers/wstf

www.nasa.gov

Table of Contents

Table of Contents iii
List of Acronyms iv
1.0 Introduction and Purpose 1
2.0 Location and Description 1
3.0 Regulatory Timeline 2
4.0 Drilling 2
4.1 Drilling Method 2
4.2 Sampling During Drilling 3
4.3 Lithology 3
5.0 Well Construction 3
5.1 Proposed Well Design 3
5.2 Screen Placement Justification 4
5.3 Well Completion Casing 4
5.4 Annular Material Installation 4
6.0 Hydraulic Conditions 4
7.0 Well Development 5
8.0 Groundwater Sampling 5
9.0 Well Abandonment PL-3-453 6
9.1 Pre-Plugging Activities 6
9.2 Plugging and Abandonment 6
10.0 Well Survey 6
11.0 Work Plan Deviations 7
12.0 Waste Management 7
13.0 References 7
Figures 9
Figure 2.1 WSTF Location Map 10
Figure 2.2 Well 600C-004-GW Location 11
Figure 5.1 Proposed Well Design for Monitoring Well 600C-004-GW 12
Figure 5.2 Well Construction Diagram for Monitoring Well 600C-004-GW 13
Figure 9.1 Well Construction Diagram for Monitoring Well PL-3-453 14
Appendix A Well Drilling and Plugging Permits and Plugging Record A-1
Appendix B Lithologic Log B-1
Appendix C Photographic Log C-1
Appendix D Well Development Summary D-1
Appendix E Analytical Results Summary and Laboratory Report for 600C-004-GW E-1
Appendix F Survey Report F-1
Appendix G Analytical Report for Investigation-Derived Waste G-1

List of Acronyms

ARCA	Air Rotary Casing Advance
bgs	below ground surface
btoc	below top of casing
COC	Contaminant of concern
GMP	Groundwater Monitoring Plan
IDW	Investigation-derived waste
NASA	National Aeronautics and Space Administration
NDMA	N-nitrosodimethylamine
NMED	New Mexico Environment Department
NMOSE	New Mexico Office of the State Engineer
NTU	Nephelometric turbidity units
PVC	Polyvinyl chloride
RCRA	Resource Conservation and Recovery Act
SVOC	Semi-volatile organic compounds
USEPA	United States Environmental Protection Agency
VOC	Volatile Organic Compounds
WSTF	White Sands Test Facility

1.0 Introduction and Purpose

The National Aeronautics and Space Administration (NASA) Johnson Space Center White Sands Test Facility (WSTF) has conducted testing of space flight hardware and rocket propulsion systems since the 1960s. Historical testing activities resulted in the release of low concentrations of trichloroethene (TCE), N-nitrosodimethylamine (NDMA), and other constituents of concern to groundwater beneath portions of the Facility. As a result, NASA maintains an extensive groundwater monitoring network to characterize subsurface conditions, monitor contaminant distribution and trends, and support long-term corrective action decision-making in accordance with the WSTF Groundwater Monitoring Plan (GMP) and applicable New Mexico Environment Department (NMED) requirements.

This report is a well completion and well abandonment report documenting both the installation of monitoring well 600C-004-GW and the abandonment of legacy monitoring well PL-3-453. These activities were planned and implemented together as part of a single corrective action effort described in the *Drilling Work Plan for Proposed NASA WSTF Well 600C-004-GW* (herein referred to as the Work Plan), which was developed to address declining groundwater levels and the need to replace PL-3-453 with a new monitoring well capable of meeting current monitoring objectives.

Monitoring well PL-3-453 was installed in 1988 and functioned as a sentinel well located outside the mapped Plume Front contamination plume and upgradient of the Plume Front Remediation System injection wells. Over time, declining groundwater elevations reduced the available saturated thickness within the PL-3-453 screened interval, limiting the well's ability to reliably provide representative groundwater samples. Recent long-term groundwater level data indicated that the depth to groundwater in this area was approximately 465 feet below ground surface (bgs), which is below the legacy screened interval of PL-3-453 (approximately 453.44 to 463.82 feet bgs). As groundwater levels declined, PL-3-453 was no longer optimally positioned to monitor saturated conditions or fulfill its sentinel monitoring role.

Monitoring well 600C-004-GW was designed to serve as a replacement for PL-3-453 to maintain data continuity within the WSTF 600 Area monitoring network and to continue providing analytical data necessary to verify that groundwater downgradient of the Plume Front remains unaffected by WSTF contaminants of concern (COCs). A deeper screened interval was selected for 600C-004-GW to ensure the well remains fully submerged under current and anticipated groundwater conditions (accounting for declining groundwater levels) and capable of yielding representative groundwater samples.

600C-004-GW will be incorporated into routine WSTF groundwater monitoring activities and used to support groundwater plume characterization, trend analyses, and regulatory reporting. Abandonment of PL-3-453 was conducted concurrently to permanently remove the legacy well from service and eliminate the potential for vertical migration of groundwater.

This report summarizes field activities associated with the drilling, installation, completion, and development of monitoring well 600C-004-GW, and the plugging and abandonment of monitoring well PL-3-453. All activities were conducted in general accordance with the Work Plan.

2.0 Location and Description

WSTF is located in Doña Ana County, New Mexico, approximately 18 miles northeast of Las Cruces, New Mexico within the boundaries of White Sands Missile Range. The Facility occupies land administered by the U.S. Department of the Army and is accessed via U.S. Highway 70 and internal paved access roads. WSTF serves as a primary NASA installation for testing, qualification, and failure

analysis of propulsion systems, pressure vessels, and other spaceflight hardware under a wide range of controlled conditions. Environmental monitoring and compliance activities, including groundwater monitoring, are conducted at WSTF to support safe operations, protect human health and the environment, and ensure compliance with applicable federal and state regulatory requirements. The location of WSTF is depicted on Figure 2.1.

Monitoring well PL-3-453 is located within the WSTF 600 Area in Section 05, Township 21 South, Range 3 East. The well is a sentinel location outside of and to the west of the WSTF plume boundary. Replacement well 600C-004-GW was proposed to be located approximately 20 feet northwest of PL-3-453. However, due to drill rig access constraints, 600C-004-GW was moved to approximately 100 feet northwest of PL-3-453. Final horizontal coordinates and vertical elevations were obtained by a New Mexico-licensed Professional Land Surveyor and are further discussed in Section 10.0. A map of the 600C-004-GW and PL-3-453 well locations in relation to the NDMA and TCE plumes is included as Figure 2.2.

3.0 Regulatory Timeline

In 2022, NMED expressed concern about declining water levels at several monitoring wells including PL-3-453. In the NASA WSTF GMP Update for 2022, submitted on April 29, 2022, NASA indicated that PL-3-453 would be plugged due to an observed decline in the groundwater level and inability to sufficiently sample the well (NASA, 2022). On October 31, 2022, NMED approved the GMP. In the approval letter, NMED stated that well PL-3-453 must be replaced and directed NASA to submit a work plan for plugging PL-3-453 and for subsequently drilling its replacement well (NMED, 2022). The *Drilling Work Plan for Proposed NASA WSTF Well 600C-004-GW* (Work Plan) was developed in accordance with the WSTF Hazardous Waste Permit (NMED, 2023a), Section 6.2, and incorporates requirements specified in Section 5.3 of the Permit. The Work Plan was approved by NMED on November 27, 2023 (NMED, 2023b).

4.0 Drilling

This section details the drilling methodology and activities conducted for installation of monitoring well 600C-004-GW.

Drilling activities for monitoring well 600C-004-GW started on December 9, 2025, and were completed on December 16, 2025. In preparation for drilling activities, a drilling permit application was submitted to the New Mexico Office of the State Engineer (NMOSE) on October 31, 2025, by NASA's New Mexico-licensed subcontracted drilling company, Cascade Environmental. The drilling permit was approved by NMOSE on November 20, 2025 (provided in Appendix A). Site preparation was performed in accordance with NASA's approved dig permit prior to the start of intrusive work.

4.1 Drilling Method

Drilling was conducted using Air Rotary Casing Advance (ARCA) drilling method with a GEFCO Speedstar 50K air and mud rotary combination rig equipped with a Weldco Beales Model 1321 casing driver. This method involved advancing steel drive casing concurrently with drilling to maintain borehole stability through unconsolidated alluvial deposits. Compressed air acts as the primary circulating medium to remove drill cuttings from the borehole and water is added as needed to cool and stabilize the borehole. The drill rig was equipped with a dual air compressor system that included an Ingersoll Rand® auxiliary air compressor and a Sullair® in-line air compressor, each with a particulate filter and oil separator filter to prevent particulates or oil from entering the borehole. The air compressors each had a flow rate of 1,170 cubic feet per minute and 350 pounds per square inch of pressure. National Sanitation Foundation

and American National Standards Institute Standard 60 certified polymeric drilling foam was used intermittently to aid in advancing the drill bit between approximately 320 and 400 feet bgs. Outside of this interval, only water and compressed air were used during drilling. Water used for drilling was used in the unsaturated portion of the borehole above the water table and was sourced from the unfinished (non-chlorinated) WSTF potable supply well. Approximately 700 gallons of water were used during drilling.

4.2 Sampling During Drilling

Groundwater and soil screening samples were collected during drilling in accordance with the Work Plan for verification and waste characterization purposes. Soil and groundwater samples were collected from the drilling cyclone (grab samples) at the first occurrence of groundwater and at approximately 100-foot depth intervals thereafter, for a total of two groundwater and two soil samples for laboratory analysis. The first soil and water samples were collected on December 15, 2025, from approximately 515 feet bgs when water was observed exiting the cyclone. The second sample was collected on December 16, 2025, from approximately 560 feet bgs, which was the bottom of the borehole prior to backfilling the borehole to the final depth of 511 feet bgs. Samples were shipped and relinquished to Eurofins Laboratory in Lancaster, Pennsylvania and analyzed for volatile organic compounds (VOCs) (United States Environmental Protection Agency [USEPA] Method 8260), semi-volatile organic compounds (SVOCs) (USEPA Method 8270 Total Compound List, which includes NDMA), and Resource Conservation and Recovery Act (RCRA) metals (USEPA Methods 6010/6020). A discussion of analytical results is included in Section 8.0.

4.3 Lithology

During drilling, lithologic logging was conducted at approximately 10-foot intervals throughout the borehole. Samples for lithologic characterization were obtained from drill cuttings returned to the surface via the cyclone (grab). Lithologic data were used to characterize subsurface conditions and support well construction decisions. The entirety of the 600C-004-GW borehole is within Santa Fe Group alluvium, which consists of unconsolidated to semi-consolidated, poorly to moderately sorted polygenetic clasts of primarily sedimentary and volcanic rocks derived from the San Andres Mountains to the east of WSTF (Richter et. al, 1987). Grain sizes ranged from clays and silts to coarse, subangular gravels. Lithologies primarily consisted of limestones, siltstones, and volcanics comprised of andesite and rhyolite. The decision to place the well screen from 496 to 506 feet bgs was partly based on cutting samples recovered between 480 to 510 feet bgs, which consisted of porous, saturated, fine to coarse grained gravels with little silt. The lithologic log is provided in Appendix B. A photographic log depicting the chip samples collected during drilling and other field activities is included in Appendix C.

5.0 Well Construction

This section details the well construction design and final completion of 600C-004-GW.

5.1 Proposed Well Design

Monitoring well 600C-004-GW was designed as a conventional, single zone monitoring well targeting groundwater conditions within the depth interval identified in the Work Plan between 495 and 595 feet bgs. The well depth and screened interval were selected to continue providing analytical data to verify that groundwater is not contaminated by WSTF COCs in groundwater upgradient of the PL-3-453 location, and to ensure a well life (where the screen interval will remain saturated to be able to collect groundwater samples) of at least 10 years. The proposed well design was included in the Work Plan and is included as Figure 5.1 in this report for reference.

5.2 Screen Placement Justification

The screened interval for monitoring well 600C-004-GW was selected based on lithologic conditions observed during drilling, static water level measurements, and expected long term groundwater level trends in the WSTF 600 Area. In 1988, when PL-3-453 was installed, the depth to water was 425.3 feet bgs, which provided a 28-foot water column above the top of the well screen (453.44 to 463.82 feet bgs) (NASA, 2023). Current groundwater level gauging data indicates a water level of approximately 466 feet bgs, indicating that the water level declined approximately 40 feet since 1988.

The 600C-004-GW borehole was advanced to a total depth of 560 feet bgs to characterize the lithology and inform the screen placement. After review of lithologic samples collected during drilling and static water level measurements, a determination was made to backfill the borehole from 560 to 511 feet bgs using bentonite chips hydrated with unfinished (non-chlorinated) WSTF potable groundwater, install a 5-foot sump below the screen from 511 to 506 ft bgs, and place the screen from 506 to 496 feet bgs. This screen interval provides a 30-foot water column above the screen to ensure the well will remain saturated under current and anticipated groundwater conditions for at least 10 years, thereby maintaining data continuity and supporting ongoing groundwater monitoring objectives.

5.3 Well Completion Casing

Monitoring well 600C-004-GW was completed with nominal 5-inch Schedule 80 polyvinyl chloride (PVC) flush joint casing and a 10-foot length 0.020-inch slotted Schedule 80 PVC well screen. The PVC riser casing (“stick-up”) was cut off at 2.38 feet above ground surface. Stainless steel centralizers were installed immediately above and below the well screen and at 400, 300, 200, and 80 feet bgs to provide support for long-term integrity of the well. The screened interval was installed from 506 to 496 feet bgs (508.38 to 498.38 feet below top of casing [btoc]). The screen midpoint is located at 501 feet bgs (503.38 feet btoc). A 5-foot sump was installed below the screen from 511 to 506 ft bgs, extending the bottom of the borehole to 511 feet bgs. The total length of PVC casing including the sump and 2.38-foot casing stickup is 513.38 feet. The well casing was installed on December 17, 2025. A well construction diagram depicting the final configuration of the well is included on Figure 5.2.

5.4 Annular Material Installation

Annular completion materials were installed from December 17, 2025, to December 20, 2025. A filter pack consisting of 10/20 washed silica sand was emplaced from 508 to 494 feet bgs, to encompass the screen interval (506 to 496 feet bgs) and extend two feet below and above the screen. A transition layer of 12/20 washed silica sand was emplaced three feet below and above the filter pack, from 511 to 508 feet bgs and 494 to 491 feet bgs, as a fine sand seal to prevent migration of bentonite into the screen. Above the fine sand seal, a 15-foot bentonite seal was installed using 3/8-inch bentonite chips hydrated with unfinished (non-chlorinated) WSTF potable groundwater from 491 to 475 feet bgs. Above the bentonite seal, the annulus was sealed with bentonite grout hydrated with unfinished (non-chlorinated) WSTF potable water from 475 to 10 feet bgs, followed by a Type 1 Portland cement surface seal from 10 feet bgs to ground surface. Annular materials were emplaced using a tremie pipe. The annular materials are depicted on the well construction diagram (Figure 5.2). A 4-foot by 4-foot concrete well pad (4-inches thick) was installed at the surface around the well. Four bollards and a locking stovepipe were installed to protect the PVC well stickup.

6.0 Hydraulic Conditions

The 600C-004-GW borehole was drilled using an ARCA drill rig, which precluded the use of a water level meter during drilling due to spacing constraints inside the borehole. This drilling method also introduces air into the borehole as part of the drilling process, which can temporarily displace groundwater from its original depth. Given these conditions, drawdown in the borehole could not be

measured using a water level meter during drilling. The first occurrence of groundwater was observed exiting the cyclone at approximately 515 feet bgs. However, once the borehole was left to recharge overnight and the drill rods were removed from the borehole the following day (allowing enough room for the water level meter to be used), the depth to water was measured at approximately 466 feet bgs. After well completion, the static groundwater level was measured at 468.9 feet btoc, equivalent to 466.52 feet bgs. This water level is consistent with groundwater elevations observed in nearby monitoring wells completed within the same hydrostratigraphic unit.

7.0 Well Development

Development of 600C-004-GW was conducted on January 6, 2026 (17 days after well installation) to remove residual fines and ensure good hydraulic communication between the formation and the well screen. Development took place over the course of two days. On January 6, 2026, the initial static water level in 600C-004-GW was measured at 468.88 feet btoc (466.5 feet bgs). Well development was conducted using surging and bailing techniques. Approximately 110 gallons of water were removed during bailing. Favorable recharge of groundwater was observed during and after bailing, indicating that pumping would be an appropriate development method for 600C-004-GW. On January 7, 2026, the development team utilized a Grundfos S30-34 4-inch diameter stainless steel multi-stage submersible pump to continue development of 600C-004-GW. The pump's intake was lowered to the center of the well screen (approximately 501 feet bgs) and the well was purged at a flow rate of approximately 8 gallons per minute. Other than the initial drawdown generated by turning on the pump, minimal groundwater drawdown was observed during purging, indicating good groundwater recharge. Field parameters (including pH, specific conductance, temperature, and dissolved oxygen) were recorded until readings stabilized within +/- 10% and turbidity stabilized below 5 nephelometric turbidity units (NTU). The final turbidity reading at 600C-004-GW before sample collection was 0.95 NTU. The total volume of water purged during pumping was approximately 520 gallons, equivalent to approximately 12 well volumes. The final water level reading recorded after completion of 600C-004-GW development was 468.60 feet btoc (466.22 ft bgs), indicating full recharge. Development details are documented on the well development log provided in Appendix D.

8.0 Groundwater Sampling

On January 13, 2026, a permanent low-flow groundwater sampling system (QED Well Wizard dedicated bladder pump [Model P1101H(M)Z]) was installed in the 5-inch PVC well casing of 600C-004-GW. The pump intake was positioned at the mid-point of the 10-foot well screen at 501 feet bgs (503.38 feet btoc).

On January 20, 2026, 600C-004-GW was sampled using low flow sampling techniques once stabilization criteria specified in the 2025 WSTF GMP Update were met (NASA, 2025). Quality control samples, including an equipment blank, a field blank, and a field duplicate were also collected, and a trip blank was provided by the laboratory. Groundwater samples were analyzed for VOCs, SVOCs (including NDMA), and RCRA Metals. The sample results indicated low-level concentrations of one VOC analyte (toluene) and several metals (arsenic, barium, lead, and selenium). Concentrations in the field duplicate sample were comparable to the parent sample; however, one SVOC analyte (captolactam) was detected in the field duplicate that was not detected in the parent sample. Both the field blank and equipment blank had low-level detections of acetone. The validated results will be further evaluated and incorporated into a future periodic monitoring report. A summary of the detections and the full laboratory report are included in Appendix E.

9.0 Well Abandonment PL-3-453

This section documents abandonment activities associated with legacy monitoring well, PL-3-453, which has been replaced by newly-installed monitoring well, 600C-004-GW. PL-3-453 was originally installed in 1988 to serve as a sentinel well for the WSTF groundwater contaminant plume. Due to declining groundwater levels in the area over the years (averaging approximately 2 feet per year), PL-3-453 was found to no longer retain a sufficient water column for sampling. Abandonment activities were conducted to permanently remove this legacy well from service and eliminate the potential for vertical migration of surface water to groundwater. All abandonment activities were performed in general accordance with the NMED-approved Work Plan (NASA, 2023) and NMED Permit (NMED, 2023a).

9.1 Pre-Plugging Activities

Pre-plugging activities were conducted on January 13, 2026, to prepare PL-3-453 for abandonment and to verify existing well construction and downhole conditions prior to placement of plugging materials. Cascade Drilling submitted a well plugging plan to NMOSE prior to arriving on site, which was approved on November 21, 2025 (Appendix A). The total depth of PL-3-453 prior to plugging was measured at 470.54 feet btoc. Depth to groundwater was measured at 468.6 feet btoc, indicating that the groundwater level in PL-3-453 was below the bottom of the well screen interval (from 453.44 to 463.82 feet bgs). No dedicated sampling system components or other downhole equipment or debris were observed in PL-3-453. Four protective bollards and the concrete well pad were removed from PL-3-453 and the area surrounding the steel surface casing was excavated to approximately 1-foot bgs. A tremie pipe was installed to the bottom of the well casing in preparation for plugging. For reference, the well construction diagram for PL-3-453 is provided as Figure 9.1.

9.2 Plugging and Abandonment

Plugging and abandonment activities were conducted on January 14, 2026, to permanently seal legacy monitoring well PL-3-453. Portland cement grout was emplaced in the well casing using a tremie pipe, placed upward from the bottom of the borehole to ground surface. The cement grout was mixed to a consistency of approximately 30 percent using unfinished (non-chlorinated) water obtained from the WSTF potable supply well. A total of 315 gallons of cement grout were placed. The steel surface casing was cut off at 6 inches bgs and removed. Following placement and curing of the grout, a concrete cap was emplaced over the plugged borehole and a brass cap was embedded in the surface completion with pertinent well information stamped on the brass cap. The Well Plugging Record documenting abandonment of PL-3-453 is included in Appendix A.

10.0 Well Survey

The well casing stick-up, brass cap installed in the concrete well pad, and adjacent natural ground were surveyed for coordinates and elevation by Construction Survey Services, a New Mexico-licensed Professional Land Surveyor, on January 14, 2026. The survey employed a combination of static global navigation satellite system observations for control establishment and real-time kinematic global positioning system measurements for point-specific data collection. Survey equipment consisted of a Stonex S10A (Base Station) and Stonex S800 (Rover). Horizontal datum is presented in New Mexico State Plane Central Zone, North American Datum 1983, in meters. Vertical datum is presented in North American Vertical Datum of 1988 in feet. The 600C-004-GW surveyed coordinates are:

- Well casing: Northing 167605.45 meters / Easting 461801.01 meters
- Well casing elevation (north side top of PVC): 4,499.65 feet

- Brass cap elevation: 4,497.48 feet
- Adjacent ground surface (north side of well pad): 4,497.00 feet

The full survey report is provided in Appendix F.

11.0 Work Plan Deviations

There were no major deviations from the NMED-approved Work Plan. The proposed well location deviated slightly from the planned location due to site conditions. Monitoring well 600C-004-GW was proposed to be placed approximately 20 feet northwest of monitoring well PL-3-453. However, based on site conditions, the well was installed approximately 100 feet northwest of PL-3-453 to locate the well away from the shoulder of the well access road. This minor deviation allowed the well to be positioned appropriately to function as a sentinel well downgradient of the Mid Plume Interception and Treatment System while maintaining compliance with the objectives of the Work Plan.

12.0 Waste Management

Investigation-derived waste (IDW) generated during drilling and well installation was managed in accordance with the Work Plan and applicable federal and state regulations. Drill cuttings and groundwater generated during drilling were managed as non-hazardous waste and placed in lined earthen pits at the drilling site because 600C-004-GW and PL-3-453 are located outside the WSTF plume boundary. Two earthen pits were constructed using an excavator and lined with 10-millimeter plastic sheeting prior to the start of drilling activities. The excavated material was used as a berm around each pit. One pit measured approximately 20 feet by 20 feet by 2 feet to accommodate approximately 30 cubic yards of drill cuttings generated from above the water table. The second lined earthen pit measured approximately 10 feet by 20 feet by 2 feet and was designed to accommodate approximately 15 cubic yards of drill cuttings and development water (groundwater) generated from below the water table. The lined pits were excavated by NASA subcontractor personnel, and temporary barbed wire fencing was installed around the pits to prevent wildlife from entering the excavated areas. Upon completion of the project, the pits will be covered using the bermed material, any exposed plastic sheeting will be cut below grade, the areas will be re-graded, and the temporary fencing will be removed.

Screening samples collected during drilling, as described in Section 4.2, were used for waste characterization purposes to support management of IDW. The screening samples had detections of several VOCs, SVOCs, and metals. A representative water and soil IDW sample were analyzed using the Toxicity Characteristic Leaching Procedure to determine if the waste exhibited the characteristic of toxicity. Based on the analytical results, the soil and groundwater wastes were determined to be non-hazardous. Contact waste generated during drilling and sampling activities, including personal protective equipment, downhole polyethylene tubing, and contact materials such as plastic liners used to capture water during equipment decontamination, were managed as non-hazardous solid waste and disposed of as general refuse. Laboratory reports for the IDW samples are included in Appendix G.

13.0 References

NASA Johnson Space Center White Sands Test Facility. (2022, April 29). WSTF Groundwater Monitoring Plan (GMP; update for 2022). Las Cruces, NM.

NASA Johnson Space Center White Sands Test Facility (2023, April 27). Drilling Work Plan for Proposed NASA WSTF Well 600C-004-GW. Santa Fe, NM.

NASA Johnson Space Center White Sands Test Facility. (2025, April 25). WSTF Groundwater Monitoring Plan (GMP update for 2025). Las Cruces, NM.

NMED Hazardous Waste Bureau. (2022, October 31). Approval with Modifications Periodic Monitoring Plan. Santa Fe, NM.

NMED Hazardous Waste Bureau. (2023a, March 23). Hazardous Waste Permit No. NM8800019434. Santa Fe, NM.

NMED Hazardous Waste Bureau. (2023b, November 27). Approval of the Drilling Work Plan for Proposed NASA WSTF Well 600C-004-GW. Santa Fe, NM.

Richter, D.H., Saltus, R.W., and Ryan, G.S. (1987). Mineral Resources of the Jornada del Muerto Wilderness Study Area, Socorro and Sierra Counties, New Mexico. U.S. Geological Survey Bulletin 1724.

Figures

Figure 2.1 **WSTF Location Map**

(SEE NEXT PAGE)

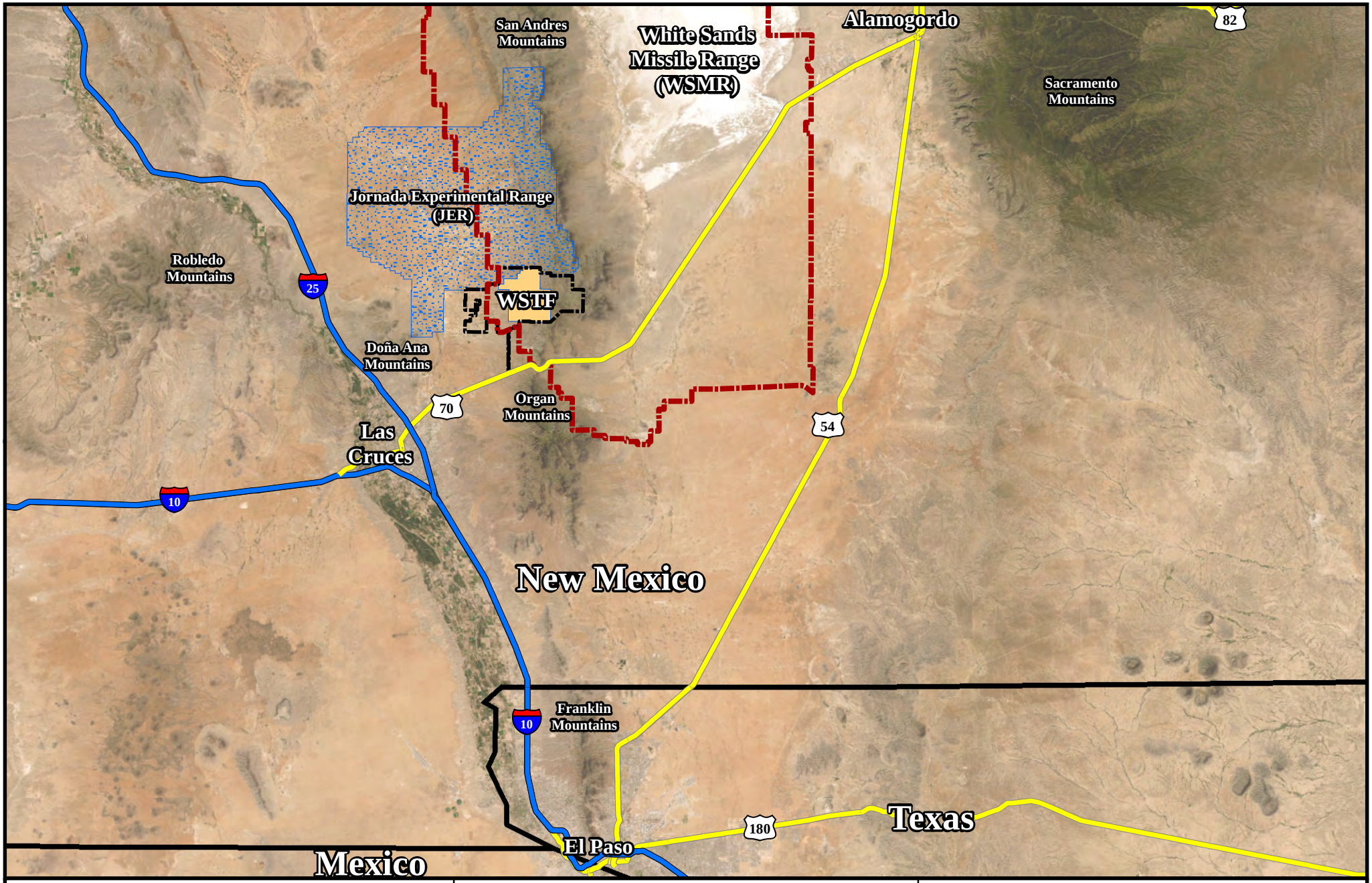

WSTF Location Map

NASA Johnson Space Center
White Sands Test Facility
Las Cruces, New Mexico

Coordinate System:
NAD 1983 StatePlane New Mexico Central FIPS 3002 Feet

G:\Projects\environmental\PMR\2023\1stQuarter

- WSMR Boundary
- WSTF Boundary
- WSTF Industrial Area
- Jornada Experimental Range (JER)

1 in = 12 miles

Miles
0 6 12 24

N
W E
S

February 2026

Figure 2.2 PL-3-453 Well Replacement Proposed Location in Relation to NDMA and TCE Plumes

(SEE NEXT PAGE)

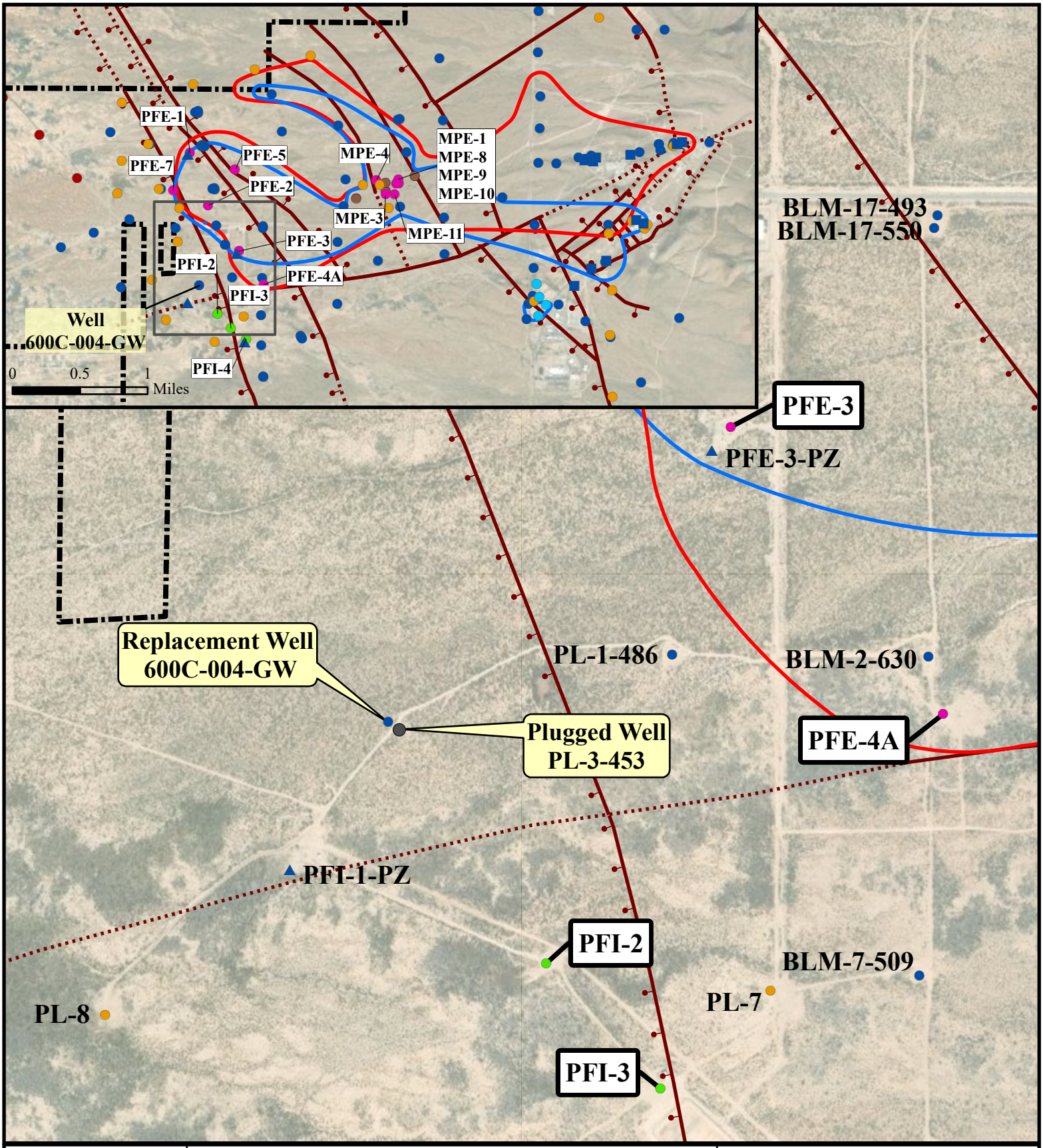

N
W E
S

February 2026

0 125 250 500 Feet

- Conventional Well
- Extraction Well
- Injection Well
- Multiport
- Piezometer
- Plugged Well PL-3-453
- NDMA Plume Extent (4.9 ng/L)
- TCE Plume Extent (5.0 ug/L)
- Fault, Uncertain
- Fault
- WSTF Boundary

Well 600C-004-GW location

NASA Johnson Space Center
White Sands Test Facility
Las Cruces, New Mexico

Coordinate System:
NAD 1983 HARN StatePlane New Mexico Central FIPS 3002 Feet

G:\Projects\environmental\PMR\2025\4Q2025

Figure 5.1 Proposed Well Design for Monitoring Well 600C-004-GW

(SEE NEXT PAGE)

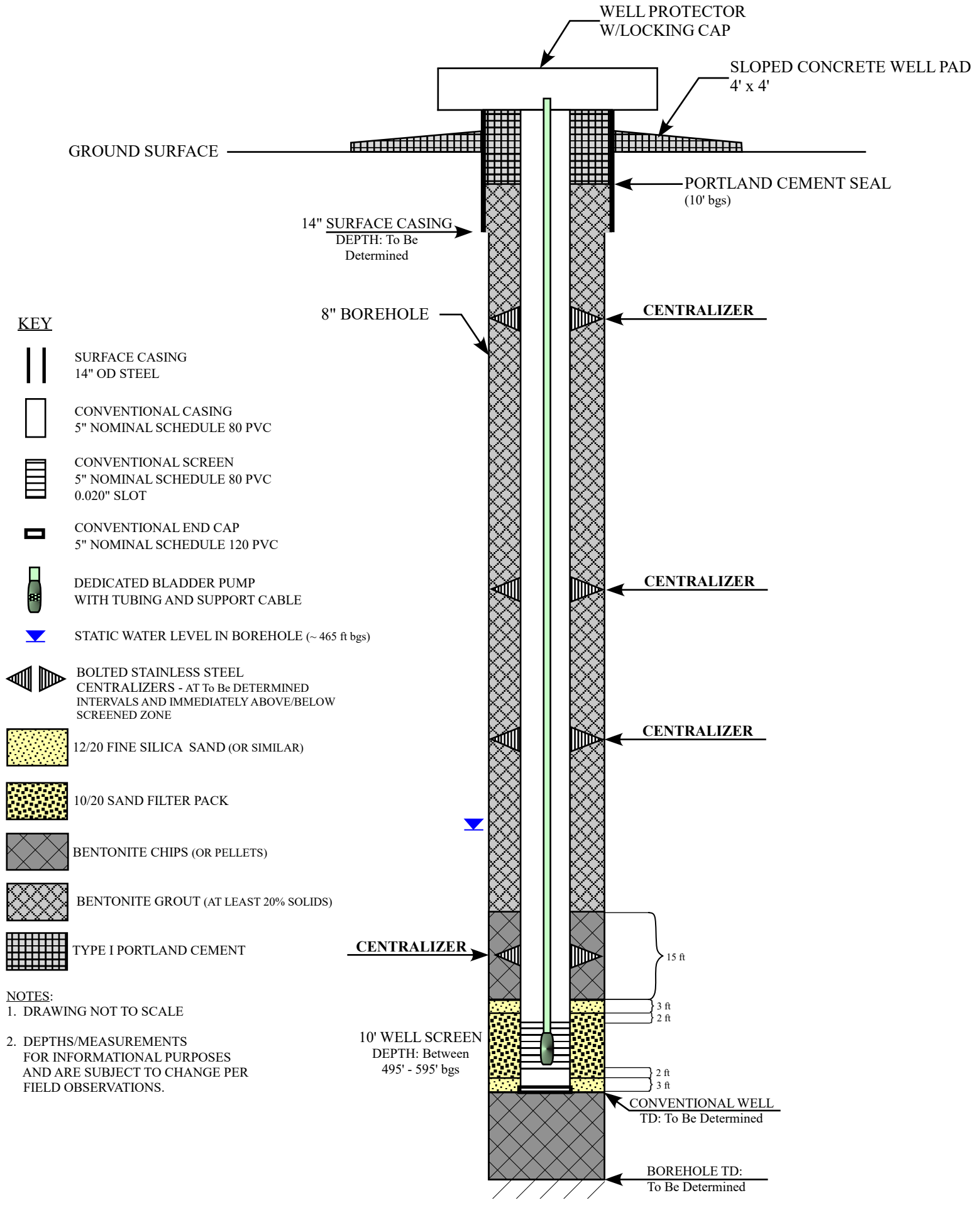

600C-004-GW WELL DESIGN: CONVENTIONAL

Figure 5.2 Well Construction Diagram for Monitoring Well 600C-004-GW

(SEE NEXT PAGE)

600C-004-GW
WELL CONSTRUCTION DIAGRAM

DRILLING INFORMATION

DRILLING BEGAN:
DATE 12/10/2026 TIME 10:25
WELL INSTALLATION BEGAN:
DATE 12/17/2026 TIME 08:00
WELL COMPLETION FINISHED:
DATE 12/20/2026 TIME 09:10
DRILLING CO. Cascade Environmental
DRILLER Gerry Woods
LICENSE WD-1664
DRILL RIG 23-62847
DRILLING METHOD:
☐ HOLLOW STEM AUGER
☒ AIR ROTARY
☐ Rotary Sonic
DIAMETER OF AUGERS:
INNER DIAMETER: 13.5 inch OUTER DIAMETER: 14 inch

BENTONITE SEAL

AMOUNT USED 400 lbs
☒ CHIPS, SIZE 3/8 in
PRODUCT Holeplug (Sodium Bentonite)
MFG. BY Halliburton

FILTER PACK

AMOUNT USED 1,000 pounds 10/20; 200 pounds 12/20
☒ SAND, SIZE 10/20 and 12/20
PRODUCT Clean sand
MFG. BY P.W. Gillibrand Co., Inc.

SURVEY INFORMATION

TOC ELEVATION 4499.65 ft amsl
GROUND ELEVATION 4497.00 ft amsl
NORTHING COORD. 167605.45 meters
EASTING COORD. 461801.01 meters
DATE SURVEYED 1/14/2026
SURVEY CO. Construction Surveying Services
COORD SYS. NAD83 State Plane New Mexico Central, Meters
VERTICAL COORD SYS. NAVD88, US Feet

CENTRALIZERS USED?

☐ NO ☒ YES
CENTRALIZER DEPTHS: See well diagram

BOREHOLE BACKFILL

AMOUNT CALCULATED
AMOUNT USED 1,900 pound
☒ BENTONITE CHIPS, SIZE 3/8 inch
PRODUCT Holeplug (Sodium Bentonite)
MFG. BY Halliburton

SURFACE COMPLETION

☐ FLUSH MOUNT
☒ ABOVE GROUND W/BUMPER POST
☐ CONCRETE ☐ ASPHALT

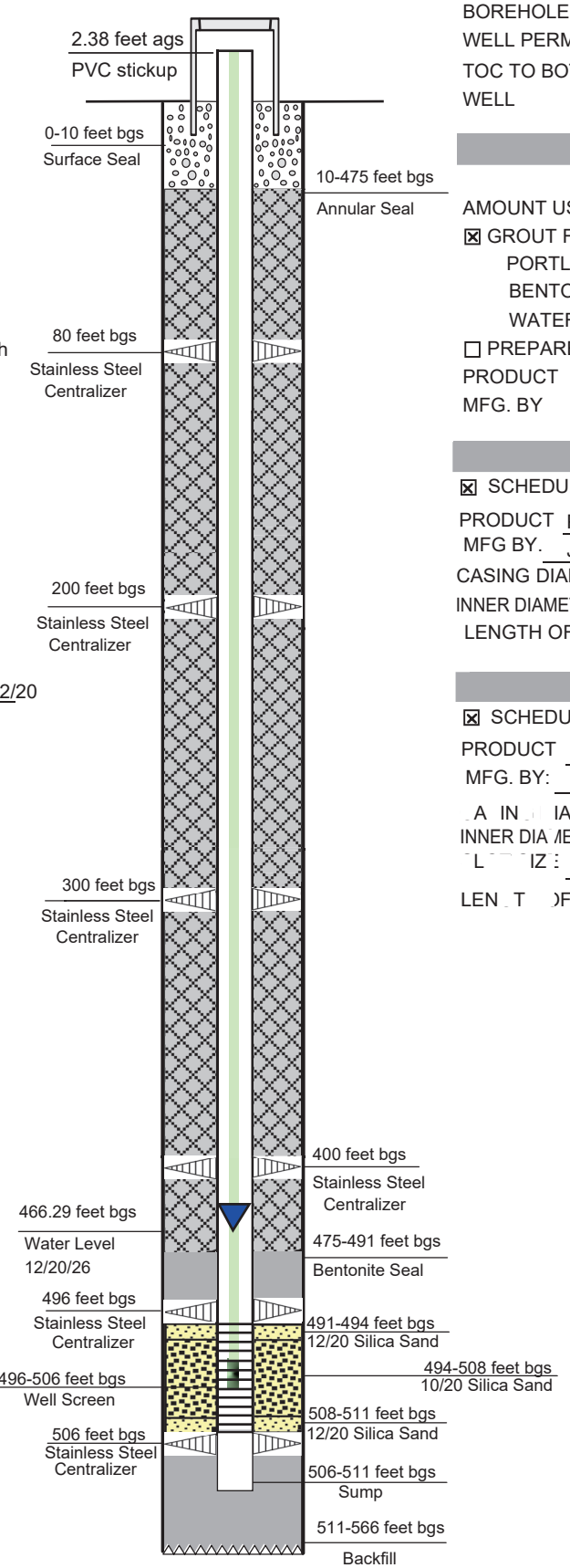

MONITORING WELL

MONITORING WELL NO. 600C-004-GW
PROJECT NASA WSTF Well Installation
SITE NASA WSTF
BOREHOLE NO. 600C-004-GW
WELL PERMIT NO. LRG-19004-POD1
TOC TO BOTTOM OF WELL 568.95 feet

ANNULAR SEAL

AMOUNT USED 6,050 pounds
☒ GROUT FORMULA
PORTLAND CEMENT N/A
BENTONITE 100%
WATER 2,904 gallons
☐ PREPARED MIX
PRODUCT Quik-Grout (Polymer-Free, 20% Solids)
MFG. BY Halliburton

CASING

☒ SCHEDULE 80 PVC
PRODUCT PVC casing, flush joint
MFG. BY. Johnson Screens
CASING DIAMETER (in):
INNER DIAMETER: 4.77 OUTER DIAMETER: 5.56
LENGTH OF CASING 503 feet

WELL SCREEN

☒ SCHEDULE 80 PVC
PRODUCT PVC screen
MFG. BY: Johnson Screens
SLOT SIZE: 0.020 inch
LENGTH OF SCREEN 10 feet (496-506 feet below ground surface)

Key

- Steel Surface Casing
- Schedule 80 PVC Well Casing
- Schedule 80 PVC 0.020 Inch Slotted Screen
- QED Well Wizard P1101H(M)Z with inlet depth screen midpoint 501 feet bgs
- Static Water Level
- Stainless Steel Centralizer
- 12/20 Silica Sand
- 10/20 Silica Sand
- Bentonite Chips
- Bentonite Grout
- Type I Portland Cement

Notes:
1. Drawing is not to scale

ags - above ground surface
amsl - above mean sea level
bgs - below ground surface

Figure 9.1 **Well Construction Diagram for PL-3-453**

(SEE NEXT PAGE)

WELL COMPLETION DIAGRAM
CONVENTIONAL MONITORING

JSC - White Sands Test Facility
Las Cruces, New Mexico, USA

Location ID: **PL-3-453**

Site ID: **NASA-WSTF, Doña Ana County, NM**

Township and Range: **NW 1/4 NW 1/4 SE 1/4 Sec 5, T21S, R3E**
NM State Plane Coordinates (NAD 83): **167594.58N 461816.61E**
Elevation (Brass Cap): **1371.24 m AMSL**
Elevation (Top of Casing): **1371.89 m AMSL**
Drilling Contractor: **Larjon Drilling Company**
Driller: **T. Crawford**
Total Depth of Borehole (bgs): **497' (151.5 m)**
Borehole Diameter: **12 1/4" 0-89'; reamed 16" to 85'; 9 7/8" 89-497'**
Depth to Bedrock (bgs): **Not Reached**
Depth to Groundwater: **425.3' (129.63 m) bgs (11/1/88)**
Total Depth Surface Casing (bgs): **87' (26.5 m)**
Diameter and Type Surface Casing: **Nominal 10" Carbon Steel**

Date(s) Well Installed: **11/1/88 - 11/4/88**
Date(s) Well Developed: **11/7/88 (bail and pump)**
Field Representative(s):**J. Kaszuba**
Total Depth Well Casing (bgs): **469.10' (142.98 m)**
Type of Casing: **Stainless Steel**
Diameter Well Casing: **Nominal 4" (~4.5" OD; ~3.75" ID)**
Casing Schedule: **Stainless Steel SCD 5 to 383.44'; SCD 10 to 469.10'**
Screened Zone (bgs): **453.44' - 463.82' (138.21 - 141.37 m)**
Comments: **bgs = below ground surface TOC = Top of Casing**
Surface Casing Stick-Up = ~1.74' (0.53 m)
AMSL = Above Mean Sea Level SCD = Schedule

Casing Explanation:

- Surface Casing — **Nominal 10" Carbon Steel**
- Conventional Casing — **Nominal 4" PVC**
- Conventional Casing — **Nominal 4" Stainless Steel**
- Conventional Screen — **Nominal 4" Stainless Steel 0.020"-Slot (Extra Strength)**
- Conventional End Cap — **Nominal 4" Stainless Steel**
- **Welded Stainless Steel Centralizers**
- Water Table

Annular Materials Explanation:

- Cement
- Bentonite (Grout Well DF)
- Bentonite Seal
- 10/20 Sand/ Bentonite Mix
- Slough
- 8/20-16/40 Sand Mix
- 4/8 Sand
- 6/9 Sand
- 8/12 Sand
- 8/20 Sand
- 10/20 Sand
- 16/40 Sand
- 20/40 Sand
- 30/70 Sand

Feet/Meters

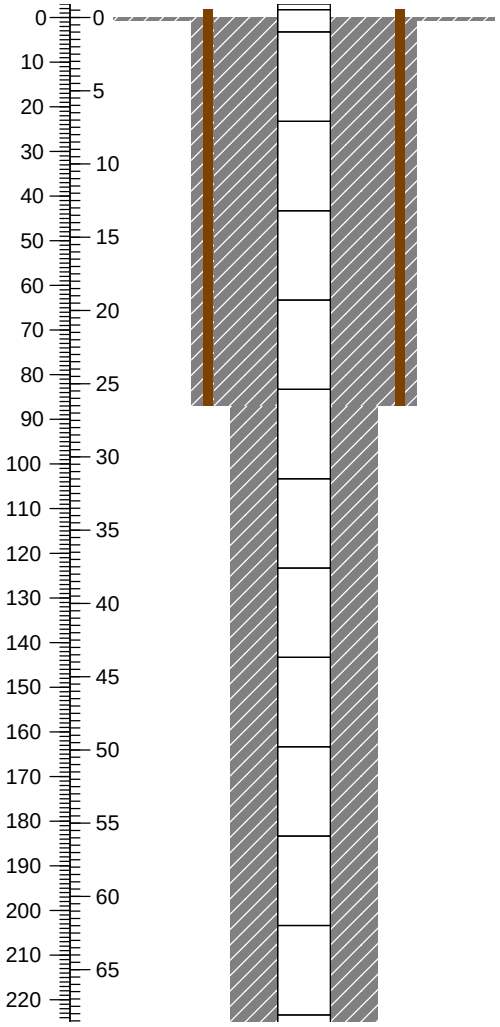

Well Descriptions
All depths listed are bgs (unless noted)

Conventional Well Stick-Up = 3.49' (1.06 m) at installation. 2.12' (0.65 m) final. Stick-up consists of 1.75' well casing stick-up plus a 1.74' riser.

Surface Casing Stick-Up = ~1.74' (0.53 m)

Well completed with ~3' x ~3' cement pad, barrier posts, and locking steel well cap surrounding the casing at ground surface

Nominal 10" Steel Surface Casing Depth = 87' (26.5 m)

NOTE: Exact order of casing joints are inferred. Casing was tallied but order not specified. Adaptors between schedule 5/10 were not listed.

Annular/Borehole Descriptions
All depths listed are bgs

Top of Neat Cement (with 5% bentonite) = 0'

Santa Fe Group Alluvium from surface to 497' (151.5 m total depth)

16" Borehole TD = 85' (25.9 m). Pilot hole: 12 1/4" 0-89'

NOTE: Sounded annular depths are corrected for discovered sounder error.

Casing Explanation:

- Surface Casing **Nominal 10" Carbon Steel**
- Conventional Casing **Nominal 4" PVC**
- Conventional Casing **Nominal 4" Stainless Steel**
- Conventional Screen **Nominal 4" Stainless Steel 0.020"-Slot (Extra Strength)**
- Conventional End Cap **Nominal 4" Stainless Steel**
- **Welded Stainless Steel Centralizers**
- Water Table

Annular Materials Explanation:

- Cement
- Bentonite (Grout Well DF)
- Bentonite Seal
- Slough
- 1/8 Gravel
- 8/20-16/40 Sand Mix
- 4/8 Sand
- 6/9 Sand
- 8/12 Sand
- 8/20 Sand
- 10/20 Sand
- 16/40 Sand
- 20/40 Sand
- 30/70 Sand

Feet/Meters

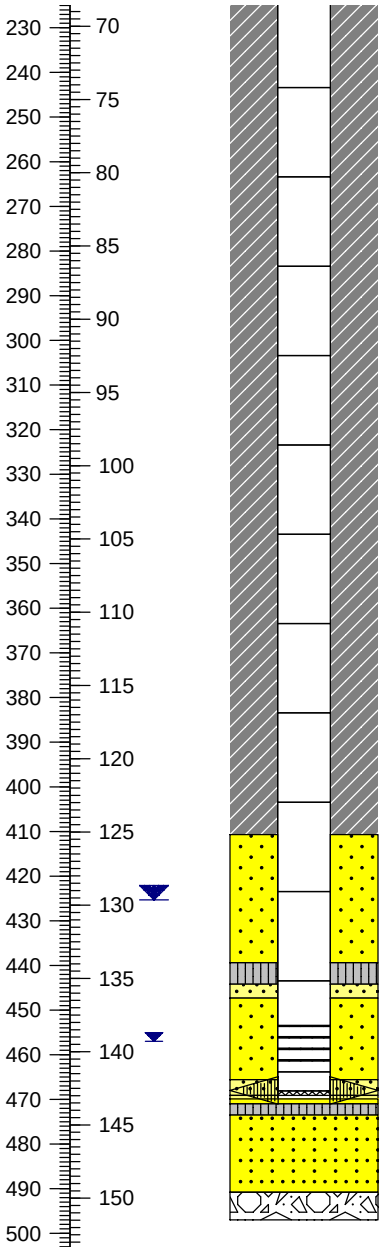

Well Descriptions
All depths listed are bgs (unless noted)

All Casing Above 383.44' (116.87 m) = Schedule 5 Stainless Steel

All Casing and Screen Below 383.44' (116.87 m) = Schedule 10 Stainless Steel

Water Table = 425.3' bgs (129.63 m); measured 11/1/88 before casing installation

Top of Screen (Extra Strength) = 453.44' (138.21 m)

First Occurrence of Groundwater During Drilling = Observed 457' (139.3 m), but could be earlier

Bottom Screen (Extra Strength) = 463.82' (141.37 m)

Three or four steel plates (centralizers) welded to casing at ~468' (142.65 m)

Sump consists of 5' blank riser and end cap

Nominal 4" Schedule 5&10 Stainless Steel Casing TD = 469.10' (142.98 m)

Annular/Borehole Descriptions
All depths listed are bgs

Top of Upper 8/20 Silica Sand = 410.7' (125.18 m)

Volcanic Alluvium Depth Not Noted

Top of Upper Bentonite Seal = ~439.4' (133.93 m). Estimated depth, not measured

Top of Upper 16/40 Silica Sand = 444.2' (135.39 m)

Top of 8/20 Silica Sand = 447.3' (136.34 m)

Top of Lower 16/40 Silica Sand = 465.6' (141.91 m)

Top of 8/20 Silica Sand = 469.9' (143.23 m)

Top of Lower Bentonite Seal = 471.0' (143.56 m)

Top of 8/20 & 16/40 Silica Sand Mix (~1:1 ratio) = 473.5' (144.32 m)

Top of Slough = 490.8' (149.60 m; measured 11/1/88, corrected for sounder error)

9 7/8" Borehole TD = 497' (151.5 m)

Appendix A
Well Drilling and Plugging Permits and Plugging Record

ELIZABETH K. ANDERSON, P.E.
STATE ENGINEER

District 4 Office
1680 Hickory Loop Suite J
Las Cruces, NM 88005-6598
Phone: (575) 524-6161
Fax: (575) 524-6160

STATE OF NEW MEXICO
OFFICE OF THE STATE ENGINEER

Trn Nbr: 793553
File Nbr: LRG 19004

Nov. 20, 2025

NASA, WHITE SANDS TEST FACILITY
AMANDA SKARSGARD
P.O. BOX 20
LAS CRUCES, NM 88004

Greetings:

Your approved copy of the above numbered permit to drill a well for non-consumptive purposes is enclosed. You must obtain an additional permit if you intend to use the water. It is your responsibility to provide the contracted well driller with a copy of the permit that must be made available during well drilling activities.

Carefully review the attached conditions of approval for all specific permit requirements.

* If use of this well is temporary in nature and the well will be plugged at the end of the well usage, the OSE must initially approve of the plugging. If plugging approval is not conditioned in this permit, the applicant must submit a Plugging Plan of Operations for approval prior to the well being plugged. The Plugging Record must be properly completed and submitted to the OSE within 30 days of the well plugging.
* If the final intended purpose and condition requires a well ID tag and meter installation, the applicant must immediately send a completed meter report form to this office.
* The well record and log must be submitted within 30 days of the completion of the well or if the attempt was a dry hole.
* You, the permittee, are required to email nm.driller@ose.nm.gov with the following information when the driller is enroute to the drilling site: OSE File number, POD number, physical address, driller company and license number, and date/time driller is to be on site.
* This permit expires and will be cancelled if no well is drilled and/or a well log is not received by the date set forth in the conditions of approval.

Appropriate forms can be downloaded from the OSE website www.ose.nm.gov.

Sincerely,

Jennifer Yebra

Jennifer Yebra
Associate Water Resources Professional
(575)524-6161

Enclosure
explore

NEW MEXICO STATE ENGINEER OFFICE
PERMIT TO EXPLORE

SPECIFIC CONDITIONS OF APPROVAL

17-7 The Permittee shall utilize the highest and best technology available to ensure conservation of water to the maximum extent practical.

17-B The well shall be drilled by a driller licensed in the State of New Mexico in accordance with 72-12-12 NMSA 1978. A licensed driller shall not be required for the construction of a well driven without the use of a drill rig, provided that the casing shall not exceed two and three-eighths (2 3/8) inches outside diameter.

17-C The well driller must file the well record with the State Engineer and the applicant within 30 days after the well is drilled or driven. It is the well owner's responsibility to ensure that the well driller files the well record.
The well driller may obtain the well record form from any District Office or the Office of the State Engineer website.

17-Q The State Engineer retains jurisdiction over this permit.

17-R Pursuant to section 72-8-1 NMSA 1978, the permittee shall allow the State Engineer and OSE representatives entry upon private property for the performance of their respective duties, including access to the ditch or acequia to measure flow and also to the well for meter reading and water level measurement.

LOG The Point of Diversion LRG 19004 POD1 must be completed and the Well Log filed on or before 11/20/2026.

LOG The Point of Diversion LRG 19004 POD2 must be completed and the Well Log filed on or before 11/20/2026.

Trn Desc: LRG 19004 POD1-2

File Number: LRG 19004
Trn Number: 793553

NEW MEXICO STATE ENGINEER OFFICE
PERMIT TO EXPLORE

ACTION OF STATE ENGINEER

Notice of Intention Rcvd: Date Rcvd. Corrected:
Formal Application Rcvd: 10/31/2025 Pub. of Notice Ordered:
Date Returned - Correction: Affidavit of Pub. Filed:

This application is approved provided it is not exercised to the detriment of any others having existing rights, and is not contrary to the conservation of water in New Mexico nor detrimental to the public welfare of the state; and further subject to the specific conditions listed previously.

Witness my hand and seal this 20 day of Nov A.D., 2025

Elizabeth K. Anderson, P.E., State Engineer

By: Jennifer Yebra
Jennifer Yebra

Trn Desc: LRG 19004 POD1-2

File Number: LRG 19004
Trn Number: 793553

File No. LRG-19004

NEW MEXICO OFFICE OF THE STATE ENGINEER

WR-07 APPLICATION FOR PERMIT TO DRILL

A WELL WITH NO WATER RIGHT

(check applicable boxes):

For fees, see State Engineer website: http://www.ose.state.nm.us/

Purpose:	☐	Pollution Control And/Or Recovery	☐	Ground Source Heat Pump
☐ Exploratory Well*(Pump test)	☐	Construction Site/Public Works Dewatering	☐	Other(Describe):
☒ Monitoring Well	☐	Mine Dewatering		

A separate permit will be required to apply water to beneficial use regardless if use is consumptive or nonconsumptive.

*New Mexico Environment Department-Drinking Water Bureau (NMED-DWB) will be notified if a proposed exploratory well is used for public water supply.

☐ Check here if the borehole is anything other than vertifical (directional boring or angle boring) and include a schematic of your design.

☐ Temporary Request - Requested Start Date: 10-31-2025 Requested End Date: 11-20-2026

Plugging Plan of Operations Submitted? ☐ Yes ☒ No

Note: if there is known artesian conditions, contamination or high mineral content at the drilling location, include the borehole log or a well log from an existing well at that location. If this information is not submitted, check box and attach form WD-09 to this form. ☐

1. APPLICANT(S)

Name: Cascade Drilling L.P.	Name: NASA, Johnson Space Center, White Sands Test Facility
Contact or Agent: Mark Green — check here if Agent ☐	Contact or Agent: Amanda Skarsgard — check here if Agent ☐
Mailing Address: 3621 HWY 47	Mailing Address: P.O. Box 20
City: Peralta	City: Las Cruces
State: NM Zip Code: 87042	State: NM Zip Code: 88004
Phone: 505-991-3511 ☐ Home ☒ Cell Phone (Work):	Phone: ☐ Home ☐ Cell Phone (Work): 575-524-5460
E-mail (optional): mgreen@cascade-env.com	E-mail (optional): amanda.g.skarsgard@nasa.gov

RECEIVED
2025 OCT 31 AM 10:39
STATE ENGINEER OFFICE
LAS CRUCES, NEW MEXICO

FOR OSE INTERNAL USE — Application for Permit, Form WR-07, Rev 02/29/2024

File No.: LRG-19004	Trn. No.: 793553	Receipt No.: 4-27318 $67
Trans Description (optional): LRG-19004-POD1-2		
Sub-Basin: LRO	PCW/LOG Due Date: 11-20-2026	

2. WELL(S) Describe the well(s) applicable to this application.

Location Required: Coordinate location must be reported in NM State Plane (NAD 83), UTM (NAD 83), or Latitude/Longitude (Lat/Long - WGS84).
District II (Roswell), District V (Aztec) and District VII (Cimarron) customers, provide a PLSS location in addition to above.

☐ NM State Plane (NAD83) (Feet)
☐ NM West Zone
☐ NM East Zone
☐ NM Central Zone

☐ UTM (NAD83) (Meters)
☐ Zone 12N
☐ Zone 13N

■ Lat/Long (WGS84) (to the nearest 1/10th of second)

Well Number (if known):	X or Easting or Longitude:	Y or Northing or Latitude:	Provide if known: -Public Land Survey System (PLSS) (*Quarters or Halves , Section, Township, Range)* OR - Hydrographic Survey Map & Tract; OR - Lot, Block & Subdivision; OR - Land Grant Name
LRG-19004-POD1 600C-004-GW	32°30'39.59"N	106°39'23.19"W	Sec. 5, T 21S, R 03E
LRG-19004-POD2 600C-003-GW	32°31'20.73"N	106°38'46.35"	" "

RECEIVED
2025 OCT 31 AM 10:39
STATE ENGINEER OFFICE
LAS CRUCES, NEW MEXICO

NOTE: If more well locations need to be described, complete form WR-08 (Attachment 1 – POD Descriptions)
Additional well descriptions are attached: ☐ Yes ■ No **If yes, how many**_____

Other description relating well to common landmarks, streets, or other:
R0310062

Well is on land owned by:

Well Information: NOTE: If more than one (1) well needs to be described, provide attachment. Attached? ☐ Yes ☐ No
If yes, how many 2

Approximate depth of well (feet): 600	Outside diameter of well casing (inches): 5 1/2"
Driller Name: Shawn Cain	Driller License Number: WD-1664

3. ADDITIONAL STATEMENTS OR EXPLANATIONS

4. SPECIFIC REQUIREMENTS: The applicant must include the following, as applicable to each well type. Please check the appropriate boxes, to indicate the information has been included and/or attached to this application:

Exploratory*:	**Pollution Control and/or Recovery:**	**Construction De-Watering:**	**Mine De-Watering:**
Is proposed well a future public water supply well? ☐ Yes ☐ NO If Yes, an application must be filed with NMED-DWB, concurrently. ☐ Include a description of any proposed pump test, if applicable.	☐ Include a plan for pollution control/recovery, that includes the following: ☐ A description of the need for the pollution control or recovery operation. ☐ The estimated maximum period of time for completion of the operation. ☐ The annual diversion amount. ☐ The annual consumptive use amount. ☐ The maximum amount of water to be diverted and injected for the duration of the operation. ☐ The method and place of discharge. ☐ The method of measurement of water produced and discharged. ☐ The source of water to be injected. ☐ The method of measurement of water injected. ☐ The characteristics of the aquifer. ☐ The method of determining the resulting annual consumptive use of water and depletion from any related stream system. ☐ Proof of any permit required from the New Mexico Environment Department. ☐ An access agreement if the applicant is not the owner of the land on which the pollution plume control or recovery well is to be located.	☐ Include a description of the proposed dewatering operation, ☐ The estimated duration of the operation, ☐ The maximum amount of water to be diverted, ☐ A description of the need for the dewatering operation, and, ☐ A description of how the diverted water will be disposed of.	☐ Include a plan for pollution control/recovery, that includes the following: ☐ A description of the need for mine dewatering. ☐ The estimated maximum period of time for completion of the operation. ☐ The source(s) of the water to be diverted. ☐ The geohydrologic characteristics of the aquifer(s). ☐ The maximum amount of water to be diverted per annum. ☐ The maximum amount of water to be diverted for the duration of the operation. ☐ The quality of the water. ☐ The method of measurement of water diverted. ☐ The recharge of water to the aquifer. ☐ Description of the estimated area of hydrologic effect of the project. ☐ The method and place of discharge. ☐ An estimation of the effects on surface water rights and underground water rights from the mine dewatering project. ☐ A description of the methods employed to estimate effects on surface water rights and underground water rights. ☐ Information on existing wells, rivers, springs, and wetlands within the area of hydrologic effect.
Monitoring*: ☒ Include the reason for the monitoring well, and, ☐ The duration of the planned monitoring.		**Ground Source Heat Pump:** ☐ Include a description of the geothermal heat exchange project, ☐ The number of boreholes for the completed project and required depths. ☐ The time frame for constructing the geothermal heat exchange project, and, ☐ The duration of the project. ☐ Preliminary surveys, design data, and additional information shall be included to provide all essential facts relating to the request.	

(* if exploration or monitoring drilling activity is required by NMED, then you must also submit the NMED Work Plan)

ACKNOWLEDGEMENT

I, We (name of applicant(s)), Shawn Cain

Print Name(s)

affirm that the foregoing statements are true to the best of (my,our) knowledge and belief.

Applicant Signature

Applicant Signature

RECEIVED
2025 OCT 31 AM 10:39
STATE ENGINEER OFFICE
LAS CRUCES, NEW MEXICO

ACTION OF THE STATE ENGINEER

This application is:

☑ approved ☐ partially approved ☐ denied

provided it is not exercised to the detriment of any others having existing rights, and is not contrary to the conservation of water in New Mexico nor detrimental to the public welfare and further subject to the attached conditions of approval.

Witness my hand and seal this 20th day of November 20 25, for the State Engineer.

_____, State Engineer

Elizabeth K. Anderson, P.E.,
STATE ENGINEER

BY Jennifer Yebra
Jennifer Yebra
Associate Water Resources Professional

_____
Print

STATE ENGINEER
STATE OF NEW MEXICO
GREAT SEAL OF THE STATE OF NEW MEXICO 1912

FOR OSE INTERNAL USE

Application for Permit, Form WR-07 Version 02/29/2024

File No.: LRG-19004	Trn No.: 793553

Mike A. Hamman, P.E.
State Engineer

Las Cruces Office- Dist 4
1680 HICKORY LOOP, SUITE J
LAS CRUCES, NM 88005

STATE OF NEW MEXICO
OFFICE OF THE STATE ENGINEER

November 21, 2025

Nasa White Sands Test Facility
Amanda Skarsgard
P.O.Box 20
Las Cruces NM, 88004

File No. LRG-19005
RE: Plugging Plan Approval for LRG-19005-POD1 and LRG-19005-POD2

Greetings:

Enclosed is your copy of the Well Plugging Plan of Operations for LRG-19005-POD1 and LRG-19005-POD2, approved subject to the attached conditions. You are responsible for submitting a properly completed Plugging Record to the office within thirty (30) days after plugging is completed. The Plugging record is available at: https://www.ose.nm.gov/

Please let us know if you have any questions.

Sincerely,

Jennifer Yebra
Associate Water Resources Professional
District IV WRAP

Encl (2): Well Plugging Plan of Operations and Conditions of Approval

NEW MEXICO STATE ENGINEER OFFICE
ADMINISTRATIVE PERMIT (NOT PUBLISHED)

SPECIFIC CONDITIONS OF APPROVAL

17-6D Well pod_basin pod_nbr pod_suffix shall be plugged completely using the following method per Rules and Regulations Governing Well Driller Licensing, Construction, Repair and Plugging of Wells; Subsection C of 19.27.4.30 NMAC unless an alternative plugging method is proposed by the well owner and approved by the State Engineer. All pumping appurtenance shall be removed from the well prior to plugging. To plug a well, the entire well shall be filled from the bottom upwards to ground surface using a tremie pipe. The bottom of the tremie shall remain submerged in the sealant throughout the entire sealing process; other placement methods may be acceptable and approved by the state engineer. The well shall be plugged with an office of the state engineer approved sealant for use in the plugging of non-artesian wells. The well driller shall cut the casing off at least four (4) feet below ground surface and fill the open hole with at least two vertical feet of approved sealant. The driller must fill or cover any open annulus with sealant. Once the sealant has cured, the well driller or well owner may cover the seal with soil. A Plugging Report for said well shall be filed with the Office of the State Engineer in a District Office within 30 days of completion of the plugging, but no later than .

ACTION OF STATE ENGINEER

Notice of Intention Rcvd: Date Rcvd. Corrected:
Formal Application Rcvd: 10/31/2025 Pub. of Notice Ordered:
Date Returned - Correction: Affidavit of Pub. Filed:

This application is approved provided it is not exercised to the detriment of any others having existing rights, and is not contrary to the conservation of water in New Mexico nor detrimental to the public welfare of the state; and further subject to the specific conditions listed previously.

Witness my hand and seal this 21 day of Nov A.D., 2025

Elizabeth K. Anderson, P.E.,
STATE ENGINEER
, State Engineer

BY Jennifer Yebra
Jennifer Yebra
Associate Water Resources Professional

STATE ENGINEER * STATE OF NEW MEXICO * GREAT SEAL OF THE STATE OF NEW MEXICO * 1912 *

Trn Desc: PLUGGING PLAN

File Number: LRG 19005
Trn Number: 793617

WELL PLUGGING PLAN OF OPERATIONS

NOTE: A Well Plugging Plan of Operations shall be filed with and accepted by the Office of the State Engineer prior to plugging. This form may be used to plug a single well, or if you are plugging multiple monitoring wells on the same site using the same plugging methodology.

Alert! Your well may be eligible to participate in the Aquifer Mapping Program (AMP)-NM Bureau of Geology geoinfo.nmt.edu/resources/water/cgmn/ if within an area of interest and meets the minimum construction requirements, such as there is still water in your well, and the well construction reflected in a well record and log is not compromised, contact AMP at 575-835-5038 or -6951, or by email nmbg-waterlevels@nmt.edu, prior to completing this prior form. Showing proof to the OSE that your well was accepted in this program, may delay the plugging of your well until a later date.

I. FILING FEE: There is no filing fee for this form.

II. GENERAL / WELL OWNERSHIP: ☐ Check here if proposing one plan for multiple monitoring wells on the same site and attaching WD-08m

Existing Office of the State Engineer POD Number (Well Number) for well to be plugged: PL-3-453 LRG-19005-POD1

Name of well owner: NASA, Johnson Space Center, White Sands Test Facility

Mailing address: P.O. Box 20 County:

City: Las Cruces State: NM Zip code: 88004

Phone number: 575-524-5460 E-mail: amanda.g.skarsgard@nasa.gov

III. WELL DRILLER INFORMATION:

Well Driller contracted to provide plugging services: Shawn Cain

New Mexico Well Driller License No.: WD-1664 Expiration Date: 1-31-2027

IV. WELL INFORMATION: ☐ **Check here if this plan describes method for plugging multiple monitoring wells on the same site and attach supplemental form WD-08m and skip to #2 in this section.**

Note: A copy of the existing Well Record for the well(s) to be plugged should be attached to this plan.

STATE ENGINEER OFFICE LAS CRUCES, NEW MEXICO 2025 OCT 31 AM 10:39 RECEIVED

1) GPS Well Location: Latitude: 32 deg, 30 min, 39.44 sec
Longitude: 106 deg, 39 min, 46.41 sec, NAD 83

2) Reason(s) for plugging well(s):

Water table is dropping and the well will be drilled.

3) Was well used for any type of monitoring program? yes If yes, please use section VII of this form to detail what hydrogeologic parameters were monitored. If the well was used to monitor contaminated or poor quality water, authorization from the New Mexico Environment Department may be required prior to plugging.

4) Does the well tap brackish, saline, or otherwise poor quality water? yes If yes, provide additional detail, including analytical results and/or laboratory report(s): VOC/SVOC

5) Static water level: 465 feet below land surface / feet above land surface (circle one)

6) Depth of the well: 469.1 feet

LRG-19005 TRN:793617

7) Inside diameter of innermost casing: 4" inches.

8) Casing material: SS

9) The well was constructed with:

☒ an open-hole production interval, state the open interval: 87'

☐ a well screen or perforated pipe, state the screened interval(s): 453.44 to 463.82

10) What annular interval surrounding the artesian casing of this well is cement-grouted? NA

11) Was the well built with surface casing? Y If yes, is the annulus surrounding the surface casing grouted or otherwise sealed? Y If yes, please describe:

cement grout 5% bentonite

12) Has all pumping equipment and associated piping been removed from the well? Y If not, describe remaining equipment and intentions to remove prior to plugging in Section VII of this form.

V. DESCRIPTION OF PLANNED WELL PLUGGING:

☑ **If plugging method differs between multiple wells on same site, a separate form must be completed for each method.**

Note: If this plan proposes to plug an artesian well in a way other than with cement grout, placed bottom to top with a tremie pipe, a detailed diagram of the well showing proposed final plugged configuration shall be attached, as well as any additional technical information, such as geophysical logs, that are necessary to adequately describe the proposal. Attach a copy of any signed OSE variance to this plugging plan.

Also, if this planned plugging plan requires a variance to 19.27.4 NMAC, attach a detailed variance request signed by the applicant.

1) Describe the method by which cement grout shall be placed in the well, or describe requested plugging methodology proposed for the well:

we will lower 2" ID trimmie pipe into the boring. then we will presser grout from the bottom of the bore hole to the top keeping the trimmie pipe submerged at all times.

2) Will well head be cut-off below land surface after plugging? Y

VI. PLUGGING AND SEALING MATERIALS:

Note: The plugging of a well that taps poor quality water may require the use of a specialty cement or specialty sealant. Attach a copy of the batch mix recipe from the cement company and/or product description for specialty cement mixes or any sealant that deviates from the list of OSE approved sealants.

1) For plugging intervals that employ cement grout, complete and attach Table A.

2) For plugging intervals that will employ approved non-cement based sealant(s), complete and attach Table B.

3) Theoretical volume of grout required to plug the well to land surface: 307

4) Type of Cement proposed: Bentonite cement 5%

5) Proposed cement grout mix: 8.5 gallons of water per 94 pound sack of Portland cement.

6) Will the grout be: Y batch-mixed and delivered to the site

_____ mixed on site

STATE ENGINEER OFFICE
LAS CRUCES, NEW MEXICO
2015 OCT 31 AM 10:39
RECEIVED

7) Grout additives requested, and percent by dry weight relative to cement:

5% bentonite powder

8) Additional notes and calculations:

VII. ADDITIONAL INFORMATION: List additional information below, or on separate sheet(s):

RECEIVED
2025 OCT 31 AM 10: 39
STATE ENGINEER OFFICE
LAS CRUCES, NEW MEXICO

VIII. SIGNATURE:

I, Shawn Cain, say that I have carefully read the foregoing Well Plugging Plan of Operations and any attachments, which are a part hereof; that I am familiar with the rules and regulations of the State Engineer pertaining to the plugging of wells and will comply with them, and that each and all of the statements in the Well Plugging Plan of Operations and attachments are true to the best of my knowledge and belief.

Signature of Applicant — Date: 10-8-2025

IX. ACTION OF THE STATE ENGINEER:

This Well Plugging Plan of Operations is:

✓ Approved subject to the attached conditions.
_____ Not approved for the reasons provided on the attached letter.

Witness my hand and official seal this 21st day of November, 2025

STATE ENGINEER OF NEW MEXICO — SEAL OF THE STATE OF NEW MEXICO — GREAT SEAL 1912

Elizabeth K. Anderson, P.E.,
STATE ENGINEER

New Mexico State Engineer

BY Jennifer Yebra
Jennifer Yebra
Associate Water Resources Professional

TABLE A - For plugging intervals that employ cement grout. Start with deepest interval.

	Interval 1 – deepest	Interval 2	Interval 3 – most shallow
			Note: if the well is non-artesian and breaches only one aquifer, use only this column.
Top of proposed interval of grout placement (ft bgl)			
Bottom of proposed interval of grout placement (ft bgl)			
Theoretical volume of grout required per interval (gallons)			
Proposed cement grout mix gallons of water per 94-lb. sack of Portland cement			
Mixed on-site or batch-mixed and delivered?			
Grout additive 1 requested			
Additive 1 percent by dry weight relative to cement			
Grout additive 2 requested			
Additive 2 percent by dry weight relative to cement			

RECEIVED
2025 OCT 31 AM 10:39
STATE ENGINEER OFFICE
LAS CRUCES, NEW MEXICO

TABLE B - For plugging intervals that will employ approved non-cement based sealant(s). Start with deepest interval.

	Interval 1 – deepest	Interval 2	Interval 3 – most shallow
			Note: if the well is non-artesian and breaches only one aquifer, use only this column.
Top of proposed interval of sealant placement (ft bgl)			
Bottom of proposed sealant of grout placement (ft bgl)			
Theoretical volume of sealant required per interval (gallons)			
Proposed abandonment sealant (manufacturer and trade name)			

RECEIVED
2025 OCT 31 AM 10:40
STATE ENGINEER OFFICE
LAS CRUCES, NEW MEXICO

NEW MEXICO OFFICE OF THE STATE ENGINEER

ATTACHMENT to WD-08 Plan of Plugging
MULTIPLE MONITORING WELL DESCRIPTIONS

This Attachment is to be completed if more than one (1) monitoring well is to be plugged using the same method.

Location (Required):

☐ NM State Plane (NAD83) (Feet) ☐ NM West Zone ☐ NM Central Zone ☐ NM East Zone	☐ UTM (NAD83) (Meters) ☐ Zone 13N ☐ Zone 12N	■ Lat/Long (WGS84) (1/10th of second)	OTHER (allowable only for move-from descriptions - see application form for format) ☐ PLSS (quarters, section, township, range) ☐ Hydrographic Survey, Map & Tract ☐ Lot, Block & Subdivision ☐ Grant

OSE POD Number:	Other Well ID:	X or Longitude (ddmmss):	Y or Latitude (ddmmss):	Other Location Info (PLSS):	Casing ID- (inches):	Depth to Water- (ft bgs):	Total well Depth- (ft bgs):	Grout Volume:	Surface Casing (Y or N):
LRG-19005-POD2	BLM-1-435	32°31'21.07"N	106°38'46.41"W		4	409	451	269.87	Y

STATE ENGINEER OFFICE
LAS CRUCES, NEW MEXICO
2025 OCT 31 AM 10:39
RECEIVED

FOR OSE INTERNAL USE — Multiple Montioring POD Descriptions, Form wr-08m (Rev 7/31/19)

File Number: LRG-19005	Trn Number: 793617
Trans Description (optional):	

PLUGGING RECORD

NOTE: A Well Plugging Plan of Operations shall be approved by the State Engineer prior to plugging - 19.27.4 NMAC

I. GENERAL / WELL OWNERSHIP:

State Engineer Well Number: LRG-19005-POD1

Well owner: NASA, Johnson Space Center, White Sands Test Facility Phone No.: 575-524-5460

Mailing address: PO Box 20

City: Las Cruces State: NM Zip code: 88004

II. WELL PLUGGING INFORMATION:

1) Name of well drilling company that plugged well: Cascade Drilling

2) New Mexico Well Driller License No.: WD-1664 Expiration Date: 1/31/27

3) Well plugging activities were supervised by the following well driller(s)/rig supervisor(s): Mark Green

4) Date well plugging began: 1/14/26 Date well plugging concluded: 1/14/26

5) GPS Well Location: Latitude: 32 deg, 30 min, 39.44 sec
Longitude: 116 deg, 39 min, 23.03 sec, WGS 84

6) Depth of well confirmed at initiation of plugging as: 468.60 ft below ground level (bgl), by the following manner: Tag Line

7) Static water level measured at initiation of plugging: 468.05 ft bgl

8) Date well plugging plan of operations was approved by the State Engineer: 11/21/26

9) Were all plugging activities consistent with an approved plugging plan? Yes If not, please describe differences between the approved plugging plan and the well as it was plugged (attach additional pages as needed):

10) Log of Plugging Activities - Label vertical scale with depths, and indicate separate plugging intervals with horizontal lines as necessary to illustrate material or methodology changes. Attach additional pages if necessary.

For each interval plugged, describe within the following columns:

Depth (ft bgl)	Plugging Material Used (include any additives used)	Volume of Material Placed (gallons)	Theoretical Volume of Borehole/ Casing (gallons)	Placement Method (tremie pipe, other)	Comments ("casing perforated first", "open annular space also plugged", etc.)
	Neat Cement Grout from 0 to 468.6-feet Cement mushroom cap sealed from 6-inch below grade to surface.	315-gallons	308-gallons	Tremie Pipe	

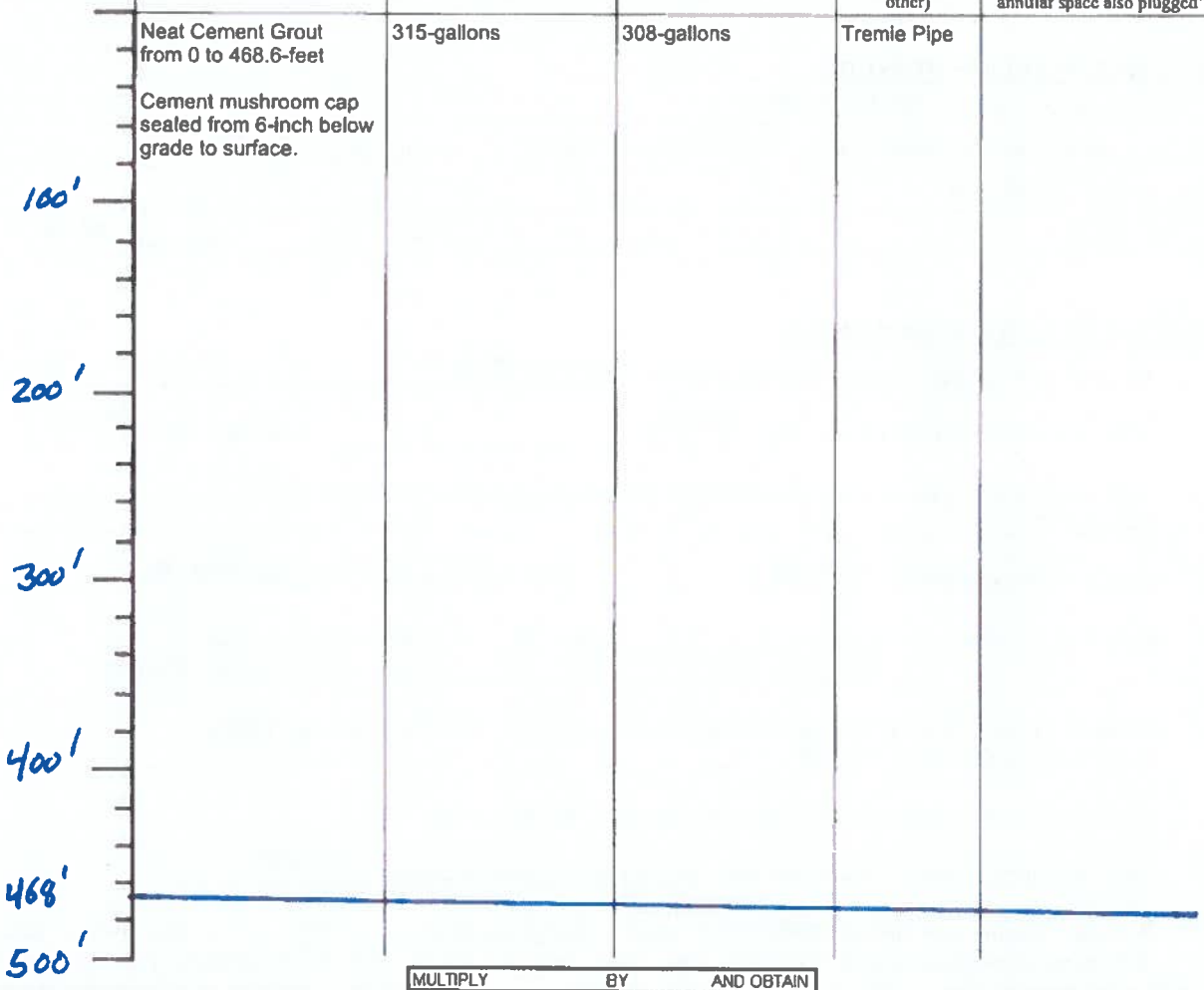

MULTIPLY		BY		AND OBTAIN
cubic feet	x	7.4805	=	gallons
cubic yards	x	201.97	=	gallons

III. SIGNATURE:

I, Shawn Cain, say that I am familiar with the rules of the Office of the State Engineer pertaining to the plugging of wells and that each and all of the statements in this Plugging Record and attachments are true to the best of my knowledge and belief.

Signature of Well Driller

2-7-26
Date

Appendix B
Lithologic Log

MONITORING WELL: 600C-004-GW

Project Number: 112G09033
Project Name: NASA WSTF Monitoring Well Installation
Client: NASA
Address: Adjacent to PL-3-453
Drilling Date: 12/10/2025

Drilling Company: Cascade Environmental
Driller: Gerry Woods
Drill Rig: GEFCO Speedstar 50k
Drilling Method: Air Rotary
Total Depth: 566 feet
Borehole Diameter: 12 inches

Coordinates: 167605.45N, 461801.01E
Coords Sys: NAD83, New Mexico State Plane, Central Zone, Meters
Surface Elevation: 4497.48 feet above mean sea level, NAVD88

Logged By: Benjamin Seiderman
Checked By: Jeff Eddo

elev / depth (ft)	Sample Interval	Graphic Log	Well	USCS	Soil and Rock Description	Notes
4487.48					SANDY SILT with some gravel; very pale brown (10YR 8/4); 80% silt, 15% very fine to medium sand; 5% angular to subangular gravel; dry, loose	
10					10	
4477.48				SM	SANDY SILT; light brown (7.5YR 6/4); 60% silt; 40% very fine to medium sand; dry, loose	
20					20	
4467.48					SANDY SILT with some gravel; light brown (7.5YR 6/4) 80% silt; 15% very fine to medium sand; 5% angular to subangular gravel; dry, loose	
30					30	
					SANDY SILT; light brown (7.5YR 6/4); 60% silt; 40% very fine to medium sand; dry, loose	

SM | Portland Cement | Bentonite Grout | PVC

MONITORING WELL: 600C-004-GW

Project Number: 112G09033
Project Name: NASA WSTF Monitoring Well Installation
Client: NASA
Address: Adjacent to PL-3-453
Drilling Date: 12/10/2025

Drilling Company: Cascade Environmental
Driller: Gerry Woods
Drill Rig: GEFCO Speedstar 50k
Drilling Method: Air Rotary
Total Depth: 566 feet
Borehole Diameter: 12 inches

Coordinates: 167605.45N, 461801.01E
Coords Sys: NAD83, New Mexico State Plane, Central Zone, Meters
Surface Elevation: 4497.48 feet above mean sea level, NAVD88

Logged By: Benjamin Seiderman
Checked By: Jeff Eddo

elev / depth (ft)	Sample Interval	Graphic Log	Well	USCS	Soil and Rock Description	Notes
4457.48 / 40				SM	SANDY SILT; light brown (7.5YR 6/4); 60% silt; 40% very fine to medium sand; dry, loose	
					SANDY SILT; light brown (7.5YR 6/4); 60% silt; 40% very fine to medium sand; dry, loose	
4447.48 / 50				GM	GRAVEL WITH SOME SILT; light brown (7.5YR 6/4); 80% subangular fine to coarse well-graded gravel; 20% silt; dry, loose	
4437.48 / 60				SM	SILTY SAND WITH SOME GRAVEL; light brown (7.5YR 6/4); 75% silt; 15% medium sand; 10% fine to coarse subangular gravel; dry, loose	
4427.48 / 70					SILTY SAND AND GRAVEL; light brown (7.5YR 6/4); 50% silt; 30% medium sand; 20% fine to coarse subangular gravel; dry, loose	

GM | SM | Bentonite Grout | PVC

MONITORING WELL: 600C-004-GW

Project Number: 112G09033
Project Name: NASA WSTF Monitoring Well Installation
Client: NASA
Address: Adjacent to PL-3-453
Drilling Date: 12/10/2025

Drilling Company: Cascade Environmental
Driller: Gerry Woods
Drill Rig: GEFCO Speedstar 50k
Drilling Method: Air Rotary
Total Depth: 566 feet
Borehole Diameter: 12 inches

Coordinates: 167605.45N, 461801.01E
Coords Sys: NAD83, New Mexico State Plane, Central Zone, Meters
Surface Elevation: 4497.48 feet above mean sea level, NAVD88

Logged By: Benjamin Seiderman
Checked By: Jeff Eddo

elev / depth (ft)	Sample Interval	Graphic Log	Well	USCS	Soil and Rock Description	Notes
4417.48 / 80					SILTY SAND AND GRAVEL; light brown (7.5YR 6/4); 50% silt; 30% medium sand; 20% fine to coarse subangular gravel; dry, loose	
					80	
80				SM	SILTY SAND AND GRAVEL; light brown (7.5YR 6/4); 20% silt; 40% medium sand; 40% fine to coarse subangular gravel; dry, loose	
4407.48					90	
90				GM	GRAVEL WITH SOME SILTY SAND; light brown (7.5YR 6/4); 60% fine to coarse subangular well-graded gravel; 25% medium sand; 15% silt; dry, loose	
4397.48					100	
100				GW	GRAVEL WITH SOME SAND; light brown (7.5YR 6/4); 80% fine to coarse subangular well-graded gravel; 20% medium sand; dry, loose	
4387.48					110	
110				SW	SAND AND GRAVEL; light brown (7.5YR 6/4); 60% medium sand; 40% fine to coarse subangular gravel; dry, loose	

SM	GW	Bentonite
GM	SW	PVC

MONITORING WELL: 600C-004-GW

Project Number: 112G09033
Project Name: NASA WSTF Monitoring Well Installation
Client: NASA
Address: Adjacent to PL-3-453
Drilling Date: 12/10/2025

Drilling Company: Cascade Environmental
Driller: Gerry Woods
Drill Rig: GEFCO Speedstar 50k
Drilling Method: Air Rotary
Total Depth: 566 feet
Borehole Diameter: 12 inches

Coordinates: 167605.45N, 461801.01E
Coords Sys: NAD83, New Mexico State Plane, Central Zone, Meters
Surface Elevation: 4497.48 feet above mean sea level, NAVD88

Logged By: Benjamin Seiderman
Checked By: Jeff Eddo

elev / depth (ft)	Sample Interval	Graphic Log	Well	USCS	Soil and Rock Description	Notes
4377.48				SW	SAND AND GRAVEL; light brown (7.5YR 6/4); 60% medium sand; 40% fine to coarse subangular gravel; dry, loose	
120						
4367.48				SM	SILTY SAND WITH GRAVEL; light brown (7.5YR 6/4); 25% silt; 35% medium sand; 40% fine to coarse subangular gravel; dry, loose	
130						
4357.48					SANDY SILT WITH SOME GRAVEL; light brown (7.5YR 6/4); 80% silt; 15% medium sand; 5% subangular gravel; dry, loose	
140						
					SANDY SILT WTH SOME GRAVEL; light brown (7.5YR 6/4); 80% silt, 15% medium sand; 5% subangular gravel; dry, loose	
					150	

SM | SW | Bentonite Grout | PVC

MONITORING WELL: 600C-004-GW

Project Number: 112G09033
Project Name: NASA WSTF Monitoring Well Installation
Client: NASA
Address: Adjacent to PL-3-453
Drilling Date: 12/10/2025

Drilling Company: Cascade Environmental
Driller: Gerry Woods
Drill Rig: GEFCO Speedstar 50k
Drilling Method: Air Rotary
Total Depth: 566 feet
Borehole Diameter: 12 inches

Coordinates: 167605.45N, 461801.01E
Coords Sys: NAD83, New Mexico State Plane, Central Zone, Meters
Surface Elevation: 4497.48 feet above mean sea level, NAVD88

Logged By: Benjamin Seiderman
Checked By: Jeff Eddo

elev / depth (ft)	Sample Interval	Graphic Log	Well	USCS	Soil and Rock Description	Notes
4337.48				GM	GRAVEL WITH SOME SILTY SAND; light brown (7.5YR 6/4); 60% fine to coarse subangular well-graded gravel; 25% medium sand; 15% silt; dry, loose	
160						
4327.48				SM	SANDY SILT AND GRAVEL; light brown (7.5YR 6/4); 40% silt; 30% medium sand; 30% fine to coarse subangular gravel; dry, loose	
170						Drillers begin using water to suppress dust from the cyclone.
4317.48					SILTY SAND WITH SOME GRAVEL; brown (7.5YR 5/4); 80% medium sand; 15% silt; 5% fine to medium subangular gravel; dry, loose	
180					SILTY SAND WITH SOME GRAVEL; brown (7.5YR 5/4); 80% medium sand; 15% silt; 5% fine to medium subangular gravel; dry, loose	

SM | GM | Bentonite Grout | PVC

MONITORING WELL: 600C-004-GW

Project Number: 112G09033
Project Name: NASA WSTF Monitoring Well Installation
Client: NASA
Address: Adjacent to PL-3-453
Drilling Date: 12/10/2025

Drilling Company: Cascade Environmental
Driller: Gerry Woods
Drill Rig: GEFCO Speedstar 50k
Drilling Method: Air Rotary
Total Depth: 566 feet
Borehole Diameter: 12 inches

Coordinates: 167605.45N, 461801.01E
Coords Sys: NAD83, New Mexico State Plane, Central Zone, Meters
Surface Elevation: 4497.48 feet above mean sea level, NAVD88

Logged By: Benjamin Seiderman
Checked By: Jeff Eddo

elev / depth (ft)	Sample Interval	Graphic Log	Well	USCS	Soil and Rock Description	Notes
4307.48 / 190				SM	SILTY SAND WITH SOME GRAVEL; brown (7.5YR 5/4); 80% medium sand; 15% silt; 5% fine to medium subangular gravel; dry, loose — 190	
					SILTY SAND WITH SOME GRAVEL; light brown (7.5YR 6/4); 80% medium sand; 15% silt; 5% fine to coarse subangular gravel; dry, loose — 200	
4297.48 / 200					SANDY SILT; brown (7.5YR 4/4); 80% silt; 20% medium sand; dry, loose — 210	Driller switches from advanced casing to open hole drilling.
4287.48 / 210					SANDY SILT; brown (7.5YR 5/4); 80% silt, 20% medium sand; dry, loose — 220	
4277.48 / 220					SANDY SILT WITH SOME GRAVEL; brown (7.5YR 5/4); 80% silt; 15% medium sand; 5% fine to coarse subangular gravel; dry, loose	

SM | Bentonite Grout | PVC

MONITORING WELL: 600C-004-GW

Project Number: 112G09033
Project Name: NASA WSTF Monitoring Well Installation
Client: NASA
Address: Adjacent to PL-3-453
Drilling Date: 12/10/2025

Drilling Company: Cascade Environmental
Driller: Gerry Woods
Drill Rig: GEFCO Speedstar 50k
Drilling Method: Air Rotary
Total Depth: 566 feet
Borehole Diameter: 12 inches

Coordinates: 167605.45N, 461801.01E
Coords Sys: NAD83, New Mexico State Plane, Central Zone, Meters
Surface Elevation: 4497.48 feet above mean sea level, NAVD88

Logged By: Benjamin Seiderman
Checked By: Jeff Eddo

elev / depth (ft)	Sample Interval	Graphic Log	Well	USCS	Soil and Rock Description	Notes
4267.48 / 230				SM	SANDY SILT WITH SOME GRAVEL; brown (7.5YR 5/4); 80% silt; 15% medium sand; 5% fine to coarse subangular gravel; dry, loose	
					230	
					SANDY SILT WITH SOME GRAVEL; light brown (7.5YR 6/4); 80% silt; 15% medium sand; 5% fine to coarse subangular gravel; dry, loose	
4257.48 / 240					240	
					SANDY SILT; brown (7.5YR 4/4); 80% silt; 20% medium sand; dry, loose	
4247.48 / 250					250	
					SANDY SILT WITH SOME GRAVEL; brown (7.5YR 5/4); 70% silt; 20% medium sand; 10% fine to coarse subangular gravel; dry, loose	
4237.48 / 260					260	
					SANDY SILT WITH SOME GRAVEL; brown (7.5YR 5/4); 70% silt; 20% medium sand; 10% fine to coarse subangular gravel; dry, loose	

SM | Bentonite Grout | PVC

MONITORING WELL: 600C-004-GW

Project Number: 112G09033
Project Name: NASA WSTF Monitoring Well Installation
Client: NASA
Address: Adjacent to PL-3-453
Drilling Date: 12/10/2025

Drilling Company: Cascade Environmental
Driller: Gerry Woods
Drill Rig: GEFCO Speedstar 50k
Drilling Method: Air Rotary
Total Depth: 566 feet
Borehole Diameter: 12 inches

Coordinates: 167605.45N, 461801.01E
Coords Sys: NAD83, New Mexico State Plane, Central Zone, Meters
Surface Elevation: 4497.48 feet above mean sea level, NAVD88

Logged By: Benjamin Seiderman
Checked By: Jeff Eddo

elev / depth (ft)	Sample Interval	Graphic Log	Well	USCS	Soil and Rock Description	Notes
4227.48 / 270				SM	SANDY SILT WITH SOME GRAVEL; brown (7.5YR 5/4); 70% silt; 20% medium sand; 10% fine to coarse subangular gravel; dry, loose 270	
4217.48 / 280				SM	SANDY SILT WITH GRAVEL; brown (7.5YR 5/4); 50% silt; 20% medium sand; 30% fine to coarse subangular gravel; dry, loose 280	Driller pumps water to clear gravel from the hole which is slowing the bit from advancing.
4207.48 / 290				SM	SANDY SILT WITH GRAVEL; brown (7.5YR 5/4); 50% silt; 20% medium sand; 30% fine to coarse subangular well-graded gravel; dry, loose 290	
290				GM	GRAVEL WITH SOME SILT; light brown (7.5YR 6/3); 85% medium to coarse subangular gravel; 15% silt; dry, loose 300	

GM | SM | Bentonite Grout | PVC

MONITORING WELL: 600C-004-GW

Project Number: 112G09033
Project Name: NASA WSTF Monitoring Well Installation
Client: NASA
Address: Adjacent to PL-3-453
Drilling Date: 12/10/2025

Drilling Company: Cascade Environmental
Driller: Gerry Woods
Drill Rig: GEFCO Speedstar 50k
Drilling Method: Air Rotary
Total Depth: 566 feet
Borehole Diameter: 12 inches

Coordinates: 167605.45N, 461801.01E
Coords Sys: NAD83, New Mexico State Plane, Central Zone, Meters
Surface Elevation: 4497.48 feet above mean sea level, NAVD88

Logged By: Benjamin Seiderman
Checked By: Jeff Eddo

elev / depth (ft)	Sample Interval	Graphic Log	Well	USCS	Soil and Rock Description	Notes
4187.48				SM	SANDY SILT AND GRAVEL; light brown (7.5YR 6/4); 40% silt; 30% fine to medium sand; 30% fine to coarse subangular gravel; dry, loose	
310				GM	GRAVEL WITH SILT; light brown (7.5YR 6/4); 70% fine to coarse subangular gravel; 25% silt; 5% fine to medium sand; dry; loose	
4177.48						
320				GW	GRAVEL WITH SOME SAND; brown (7.5YR 5/4); 90% fine to coarse subangular gravel; 10% medium sand; dry, loose	Driller begins using NSF/ANSI Standard 60 certified polymeric drilling foam to aid in advancing the drill bit
4167.48						
330					GRAVEL WITH SOME SILT; light brown (7.5YR 6/4); 90% fine to coarse subangular gravel; 10% silt; dry, loose	

GM | SM | PVC
GW | Bentonite Grout

MONITORING WELL: 600C-004-GW

Project Number: 112G09033
Project Name: NASA WSTF Monitoring Well Installation
Client: NASA
Address: Adjacent to PL-3-453
Drilling Date: 12/10/2025

Drilling Company: Cascade Environmental
Driller: Gerry Woods
Drill Rig: GEFCO Speedstar 50k
Drilling Method: Air Rotary
Total Depth: 566 feet
Borehole Diameter: 12 inches

Coordinates: 167605.45N, 461801.01E
Coords Sys: NAD83, New Mexico State Plane, Central Zone, Meters
Surface Elevation: 4497.48 feet above mean sea level, NAVD88

Logged By: Benjamin Seiderman
Checked By: Jeff Eddo

elev / depth (ft)	Sample Interval	Graphic Log	Well	USCS	Soil and Rock Description	Notes
4157.48				GW	GRAVEL WITH SOME SILT; light brown (7.5YR 6/4); 90% fine to coarse subangular gravel; 10% silt; dry, loose	
340					340	
				SM	SANDY SILT WITH SOME GRAVEL; light brown (7.5YR 6/4); 80% silt; 15% fine to medium sand; 5% fine subangular gravel; dry, loose	
4147.48					350	
350				GM	GRAVEL AND SILT; brown (7.5YR 5/4); 60% fine to coarse subangular gravel; 45% silt; 5% fine sand; dry, loose	
4137.48					360	
360					GRAVEL WITH SILT; brown (7.5YR 5/4); 85% fine to coarse subangular gravel; 15% silt; dry, loose	
4127.48					370	
370					GRAVEL WITH SILT; brown (7.5YR 5/4); 85% fine to coarse subangular gravel; 15% silt; dry loose	

GM | GW | PVC
SM | Bentonite Grout

MONITORING WELL: 600C-004-GW

Project Number: 112G09033
Project Name: NASA WSTF Monitoring Well Installation
Client: NASA
Address: Adjacent to PL-3-453
Drilling Date: 12/10/2025

Drilling Company: Cascade Environmental
Driller: Gerry Woods
Drill Rig: GEFCO Speedstar 50k
Drilling Method: Air Rotary
Total Depth: 566 feet
Borehole Diameter: 12 inches

Coordinates: 167605.45N, 461801.01E
Coords Sys: NAD83, New Mexico State Plane, Central Zone, Meters
Surface Elevation: 4497.48 feet above mean sea level, NAVD88

Logged By: Benjamin Seiderman
Checked By: Jeff Eddo

elev / depth (ft)	Sample Interval	Graphic Log	Well	USCS	Soil and Rock Description	Notes
4117.48 / 380				GM	GRAVEL WITH SILT; brown (7.5YR 5/4); 85% fine to coarse subangular gravel; 15% silt; dry loose	
4107.48 / 390				GM	GRAVEL WITH SILT; brown (7.5YR 5/4); 85% fine to coarse subangular gravel; 15% silt; dry, loose	
4097.48 / 400				GM	GRAVEL AND SILT; brown (7.5YR 5/4); 60% fine to coarse subangular gravel; 40% silt; dry, loose	
4087.48 / 410				GM	GRAVEL WITH SOME SILT; brown (7.5YR 5/4); 95% fine to coarse subangular gravel; 5% silt; dry, loose	Driller stops using NSF/ANSI Standard 60 certified polymeric air foam to advance the drill bit
				GM	GRAVEL WITH SOME SILT; brown (7.5YR 5/4); 95% fine to coarse subangular gravel; 5% silt; dry, loose	

GM | Bentonite Grout | PVC

MONITORING WELL: 600C-004-GW

Project Number: 112G09033
Project Name: NASA WSTF Monitoring Well Installation
Client: NASA
Address: Adjacent to PL-3-453
Drilling Date: 12/10/2025

Drilling Company: Cascade Environmental
Driller: Gerry Woods
Drill Rig: GEFCO Speedstar 50k
Drilling Method: Air Rotary
Total Depth: 566 feet
Borehole Diameter: 12 inches

Coordinates: 167605.45N, 461801.01E
Coords Sys: NAD83, New Mexico State Plane, Central Zone, Meters
Surface Elevation: 4497.48 feet above mean sea level, NAVD88

Logged By: Benjamin Seiderman
Checked By: Jeff Eddo

elev / depth (ft)	Sample Interval	Graphic Log	Well	USCS	Soil and Rock Description	Notes
4077.48 / 420				GM	GRAVEL WITH SOME SILT; brown (7.5YR 5/4); 95% fine to coarse subangular gravel; 5% silt; dry, loose	
4067.48 / 430					GRAVEL WITH SOME SILT; brown (7.5YR 5/4); 95% fine to coarse subangular gravel; 5% silt; dry, loose	
4057.48 / 440					GRAVEL WITH SOME SILT; brown (7.5YR 5/4); 95% fine to coarse subangular gravel; 5% silt; dry, loose	
					GRAVEL WITH SOME SILT; brown (7.5YR 5/4); 95% fine to coarse subangular gravel; 5% silt; dry, loose	



MONITORING WELL: 600C-004-GW

Project Number: 112G09033
Project Name: NASA WSTF Monitoring Well Installation
Client: NASA
Address: Adjacent to PL-3-453
Drilling Date: 12/10/2025

Drilling Company: Cascade Environmental
Driller: Gerry Woods
Drill Rig: GEFCO Speedstar 50k
Drilling Method: Air Rotary
Total Depth: 566 feet
Borehole Diameter: 12 inches

Coordinates: 167605.45N, 461801.01E
Coords Sys: NAD83, New Mexico State Plane, Central Zone, Meters
Surface Elevation: 4497.48 feet above mean sea level, NAVD88

Logged By: Benjamin Seiderman
Checked By: Jeff Eddo

elev / depth (ft)	Sample Interval	Graphic Log	Well	USCS	Soil and Rock Description	Notes
4037.48				GM	GRAVEL WITH SOME SILT; brown (7.5YR 5/4); 95% fine to coarse subangular gravel; 5% silt; dry, loose	
460						
4027.48				GM	GRAVEL WITH SOME SILT; light brown (7.5YR 6/4); 90% fine to coarse subangular gravel; 10% silt; wet, loose	Static groundwater level measured at 466 feet bgs on 12/17/2025
470						
4017.48				GW	GRAVEL WITH SOME SILT; brown (7.5YR 5/4); 95% fine to coarse subangular gravel; 5% silt; wet, loose	
480						
					GRAVEL WITH SOME SILT; brown (7.5YR 5/4); 95% fine to coarse subangular gravel; 5% silt; wet, loose	

Static Groundwater Level | GM | Bentonite
GW | Bentonite | PVC

TETRA TECH

MONITORING WELL: 600C-004-GW

Project Number: 112G09033
Project Name: NASA WSTF Monitoring Well Installation
Client: NASA
Address: Adjacent to PL-3-453
Drilling Date: 12/10/2025

Drilling Company: Cascade Environmental
Driller: Gerry Woods
Drill Rig: GEFCO Speedstar 50k
Drilling Method: Air Rotary
Total Depth: 566 feet
Borehole Diameter: 12 inches

Coordinates: 167605.45N, 461801.01E
Coords Sys: NAD83, New Mexico State Plane, Central Zone, Meters
Surface Elevation: 4497.48 feet above mean sea level, NAVD88

Logged By: Benjamin Seiderman
Checked By: Jeff Eddo

elev / depth (ft)	Sample Interval	Graphic Log	Well	USCS	Soil and Rock Description	Notes
4007.48 / 490				GW	GRAVEL WITH SOME SILT; brown (7.5YR 5/4); 95% fine to coarse subangular gravel; 5% silt; wet, loose	
					490	
					GRAVEL WITH SOME SILT; brown (7.5YR 5/4); 95% fine to coarse subangular gravel; 5% silt; wet, loose	
3997.48 / 500					500	
					GRAVEL WITH SOME SILT; brown (7.5YR 5/3); 95% fine to coarse subangular gravel; 5% silt; wet, loose	
3987.48 / 510					510	
					GRAVEL WITH SOME SILT; brown (7.5YR 5/3); 95% fine to coarse subangular gravel; 5% silt; wet, loose	First known encounter of groundwater on 12/15/2025 at 17:00 between 510 to 520 feet below ground surface
						After completion of the borehole the well was backfilled to 511 feet below ground surface
3977.48 / 520					520	Collected groundwater sample 2612151700 and soil sample 2612151705 between 510 to 520 feet below ground surface on 12/15/2025
					GRAVEL; brown (7.5YR 5/3); fine to coarse subangular gravel; wet, loose	

GW	12/20 Sand	Sampled Interval	Slotted Screen
Bentonite	10/20 Sand	PVC	

TETRA TECH

MONITORING WELL: 600C-004-GW

Project Number: 112G09033
Project Name: NASA WSTF Monitoring Well Installation
Client: NASA
Address: Adjacent to PL-3-453
Drilling Date: 12/10/2025

Drilling Company: Cascade Environmental
Driller: Gerry Woods
Drill Rig: GEFCO Speedstar 50k
Drilling Method: Air Rotary
Total Depth: 566 feet
Borehole Diameter: 12 inches

Coordinates: 167605.45N, 461801.01E
Coords Sys: NAD83, New Mexico State Plane, Central Zone, Meters
Surface Elevation: 4497.48 feet above mean sea level, NAVD88

Logged By: Benjamin Seiderman
Checked By: Jeff Eddo

elev / depth (ft)	Sample Interval	Graphic Log	Backfill	USCS	Soil and Rock Description	Notes
3967.48 / 530					GRAVEL; brown (7.5YR 5/3); fine to coarse subangular gravel; wet, loose	
					530	
					GRAVEL WITH SOME SILT; brown (7.5YR 5/3); 95% fine to coarse subangular gravel; 5% silt; wet, loose	
3957.48 / 540					540	
				GW	GRAVEL; brown (7.5YR 5/3); fine to coarse subangular gravel; wet, loose	
3947.48 / 550					550	
					GRAVEL; brown (7.5YR 5/3); fine to coarse subangular gravel; wet, loose	
3937.48 / 560	X				560	Collected soil sample 2512161215 and groundwater sample 2512161210 at 560 feet below ground surface on 12/16/2025

GW | Bentonite Chips | Sampled Interval

MONITORING WELL: 600C-004-GW

Project Number: 112G09033
Project Name: NASA WSTF Monitoring Well Installation
Client: NASA
Address: Adjacent to PL-3-453
Drilling Date: 12/10/2025

Drilling Company: Cascade Environmental
Driller: Gerry Woods
Drill Rig: GEFCO Speedstar 50k
Drilling Method: Air Rotary
Total Depth: 566 feet
Borehole Diameter: 12 inches

Coordinates: 167605.45N, 461801.01E
Coords Sys: NAD83, New Mexico State Plane, Central Zone, Meters
Surface Elevation: 4497.48 feet above mean sea level, NAVD88

Logged By: Benjamin Seiderman
Checked By: Jeff Eddo

elev / depth (ft)	Sample Interval	Graphic Log	Backfill	USCS	Soil and Rock Description	Notes
					566	

Total depth of 600C-004-GW borehole is 566 feet below ground surface

Bentonite Chips

Appendix C
Photographic Log

Photographic Log of Chip Samples

Appendix C

White Sands Test Facility, New Mexico

PHOTO 1 **DATE:** 12/10/2025-12/16/2025 **DIRECTION:** NA **TAKEN BY:** G.A. **DESCRIPTION:** Overview of logging workstation	
PHOTO 2 **DATE:** 12/10/2025-12/16/2025 **DIRECTION:** NA **TAKEN BY:** B.S. **DESCRIPTION:** 600C-004-GW; 0-10 feet bgs: SANDY SILT WITH SOME GRAVEL; very pale brown (10YR 8/4); 80% silt, 15% very fine to medium sand; 5% angular to subangular gravel; loose, dry	

Photographic Log

Appendix C

White Sands Test Facility, New Mexico

PHOTO 3 **DATE:** 12/10/2025-12/16/2025 **DIRECTION:** NA **TAKEN BY:** B.S. **DESCRIPTION:** 600C-004-GW; 10-20 feet bgs: SANDY SILT; light brown (7.5YR 6/4); 60% silt; 40% very fine to medium sand; dry, loose	
PHOTO 4 **DATE:** 12/10/2025-12/16/2025 **DIRECTION:** NA **TAKEN BY:** B.S. **DESCRIPTION:** 600C-004-GW; 20-30 feet bgs: SANDY SILT WITH SOME GRAVEL; light brown (7.5YR 6/4) 80% silt; 15% very fine to medium sand; 5% angular to subangular gravel; dry, loose	

Photographic Log

Appendix C

White Sands Test Facility, New Mexico

PHOTO 5 **DATE:** 12/10/2025-12/16/2025 **DIRECTION:** NA **TAKEN BY:** B.S. **DESCRIPTION:** 600C-004-GW; 30-40 feet bgs: SANDY SILT; light brown (7.5YR 6/4); 60% silt; 40% very fine to medium sand; dry, loose	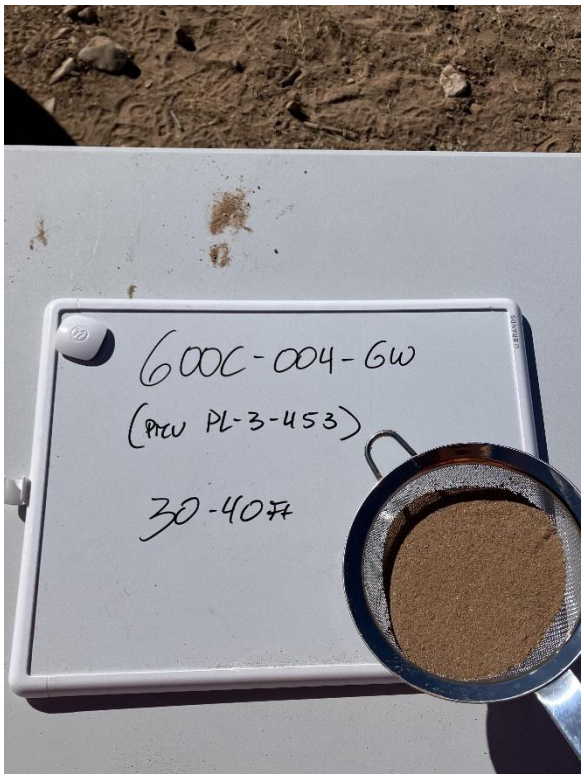
PHOTO 6 **DATE:** 12/10/2025-12/16/2025 **DIRECTION:** NA **TAKEN BY:** B.S. **DESCRIPTION:** 600C-004-GW; 40-50 feet bgs: SANDY SILT; light brown (7.5YR 6/4); 60% silt; 40% very fine to medium sand; dry, loose	

Photographic Log

Appendix C

White Sands Test Facility, New Mexico

PHOTO 7 **DATE:** 12/10/2025-12/16/2025 **DIRECTION:** NA **TAKEN BY:** B.S. **DESCRIPTION:** 600C-004-GW; 50-60 feet bgs: GRAVEL WITH SOME SILT; light brown (7.5YR 6/4); 80% subangular fine to coarse well-graded gravel; 20% silt; dry, loose	
PHOTO 8 **DATE:** 12/10/2025-12/16/2025 **DIRECTION:** NA **TAKEN BY:** B.S. **DESCRIPTION:** 600C-004-GW; 60-70 feet bgs: SILTY SAND WITH SOME GRAVEL; light brown (7.5YR 6/4); 75% silt; 15% medium sand; 10% fine to coarse subangular gravel; dry, loose	

Photographic Log

Appendix C

White Sands Test Facility, New Mexico

PHOTO 9 **DATE:** 12/10/2025-12/16/2025 **DIRECTION:** NA **TAKEN BY:** B.S. **DESCRIPTION:** 600C-004-GW; 70-80 feet bgs: SILTY SAND AND GRAVEL; light brown (7.5YR 6/4); 50% silt; 30% medium sand; 20% fine to coarse subangular gravel; dry, loose	
PHOTO 10 **DATE:** 12/10/2025-12/16/2025 **DIRECTION:** NA **TAKEN BY:** B.S. **DESCRIPTION:** 600C-004-GW; 80 - 90 feet bgs: SILTY SAND AND GRAVEL; light brown (7.5YR 6/4); 20% silt; 40% medium sand; 40% fine to coarse subangular gravel; dry, loose	

Photographic Log

Appendix C

White Sands Test Facility, New Mexico

PHOTO 11 **DATE:** 12/10/2025-12/16/2025 **DIRECTION:** NA **TAKEN BY:** B.S. **DESCRIPTION:** 600C-004-GW; 90 - 100 feet bgs: GRAVEL WITH SOME SILTY SAND; light brown (7.5YR 6/4); 60% fine to coarse subangular well-graded gravel; 25% medium sand; 15% silt; dry, loose	
PHOTO 12 **DATE:** 12/10/2025-12/16/2025 **DIRECTION:** NA **TAKEN BY:** B.S. **DESCRIPTION:** 600C-004-GW; 100-110 feet bgs: GRAVEL WITH SOME SAND; light brown (7.5YR 6/4); 80% fine to coarse subangular well-graded gravel; 20% medium sand; dry, loose	

Photographic Log

Appendix C

White Sands Test Facility, New Mexico

PHOTO 13 **DATE:** 12/10/2025-12/16/2025 **DIRECTION:** NA **TAKEN BY:** B.S. **DESCRIPTION:** 0600C-004-GW; 110-120 feet bgs: SAND AND GRAVEL; light brown (7.5YR 6/4); 60% medium sand; 40% fine to coarse subangular gravel; dry, loose	
PHOTO 14 **DATE:** 12/10/2025-12/16/2025 **DIRECTION:** NA **TAKEN BY:** B.S. **DESCRIPTION:** 600C-004-GW; 120-130 feet bgs: SILTY SAND WITH GRAVEL; light brown (7.5YR 6/4); 25% silt; 35% medium sand; 40% fine to coarse subangular gravel; dry, loose	

Photographic Log

Appendix C

White Sands Test Facility, New Mexico

PHOTO 15 **DATE:** 12/10/2025-12/16/2025 **DIRECTION:** NA **TAKEN BY:** B.S. **DESCRIPTION:** 600C-004-GW; 130-140 feet bgs: SANDY SILT WITH SOME GRAVEL; light brown (7.5YR 6/4); 80% silt; 15% medium sand; 5% subangular gravel; dry, loose	
PHOTO 16 **DATE:** 12/10/2025-12/16/2025 **DIRECTION:** NA **TAKEN BY:** B.S. **DESCRIPTION:** 600C-004-GW; 140-150 feet bgs: SANDY SILT WTH SOME GRAVEL; light brown (7.5YR 6/4); 80% silt, 15% medium sand; 5% subangular gravel; dry, loose	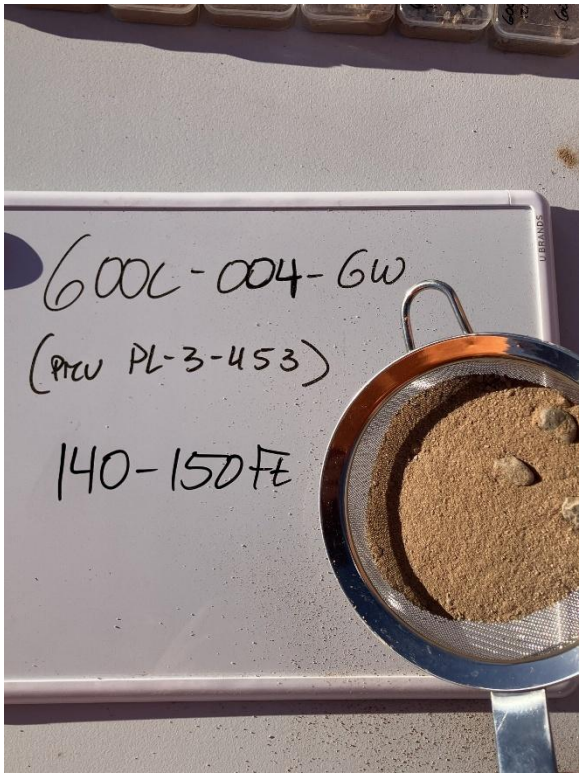

Photographic Log

Appendix C

White Sands Test Facility, New Mexico

PHOTO 17 **DATE:** 12/10/2025-12/16/2025 **DIRECTION:** NA **TAKEN BY:** B.S. **DESCRIPTION:** 600C-004-GW; 150-160 feet bgs: GRAVEL WITH SOME SILTY SAND; light brown (7.5YR 6/4); 60% fine to coarse subangular well-graded gravel; 25% medium sand; 15% silt; dry, loose	
PHOTO 18 **DATE:** 12/10/2025-12/16/2025 **DIRECTION:** NA **TAKEN BY:** B.S. **DESCRIPTION:** 600C-004-GW; 160-170 feet bgs: SANDY SILT WITH SOME GRAVEL; light brown (7.5YR 6/4); 40% silt; 30% medium sand; 30% fine to coarse subangular gravel; dry, loose	

Photographic Log

Appendix C

White Sands Test Facility, New Mexico

PHOTO 19 **DATE:** 12/10/2025-12/16/2025 **DIRECTION:** NA **TAKEN BY:** B.S. **DESCRIPTION:** 600C-004-GW; 170-180 feet bgs: SILTY SAND WITH SOME GRAVEL; brown (7.5YR 5/4); 80% medium sand; 15% silt; 5% fine to medium subangular gravel; dry, loose	
PHOTO 20 **DATE:** 12/10/2025-12/16/2025 **DIRECTION:** NA **TAKEN BY:** B.S. **DESCRIPTION:** 600C-004-GW; 180-190 feet bgs: SILTY SAND WITH SOME GRAVEL; brown (7.5YR 5/4); 80% medium sand; 15% silt; 5% fine to medium subangular gravel; dry, loose	

Photographic Log

Appendix C

White Sands Test Facility, New Mexico

PHOTO 21 **DATE:** 12/10/2025-12/16/2025 **DIRECTION:** NA **TAKEN BY:** B.S. **DESCRIPTION:** 600C-004-GW; 190-200 feet bgs: SILTY SAND WITH SOME GRAVEL; light brown (7.5YR 6/4); 80% medium sand; 15% silt; 5% fine to coarse subangular gravel; dry, loose	
PHOTO 22 **DATE:** 12/10/2025-12/16/2025 **DIRECTION:** NA **TAKEN BY:** B.S. **DESCRIPTION:** 600C-004-GW; 200-210 feet bgs: SANDY SILT; brown (7.5YR 4/4); 80% silt; 20% medium sand; dry, loose	

Photographic Log

Appendix C

White Sands Test Facility, New Mexico

PHOTO 23 **DATE:** 12/10/2025-12/16/2025 **DIRECTION:** NA **TAKEN BY:** B.S. **DESCRIPTION:** 600C-004-GW; 210-220 feet bgs: SANDY SILT; brown (7.5YR 5/4); 80% silt, 20% medium sand; dry, loose	
PHOTO 24 **DATE:** 12/10/2025-12/16/2025 **DIRECTION:** NA **TAKEN BY:** B.S. **DESCRIPTION:** 600C-004-GW; 220-230 feet bgs: SANDY SILT WITH SOME GRAVEL; brown (7.5YR 5/4); 80% silt; 15% medium sand; 5% fine to coarse subangular gravel; dry, loose	

Photographic Log

Appendix C

White Sands Test Facility, New Mexico

PHOTO 25 **DATE:** 12/10/2025-12/16/2025 **DIRECTION:** NA **TAKEN BY:** B.S. **DESCRIPTION:** 600C-004-GW; 230-240 feet bgs: SANDY SILT WITH SOME GRAVEL; light brown (7.5YR 6/4); 80% silt; 15% medium sand; 5% fine to coarse subangular gravel; dry, loose	
PHOTO 26 **DATE:** 12/10/2025-12/16/2025 **DIRECTION:** NA **TAKEN BY:** B.S. **DESCRIPTION:** 600C-004-GW; 240-250 feet bgs: SANDY SILT; brown (7.5YR 4/4); 80% silt; 20% medium sand; dry, loose	

Photographic Log

Appendix C

White Sands Test Facility, New Mexico

PHOTO 27 **DATE:** 12/10/2025-12/16/2025 **DIRECTION:** NA **TAKEN BY:** B.S. **DESCRIPTION:** 600C-004-GW; 250-260 feet bgs: SANDY SILT WITH SOME GRAVEL; brown (7.5YR 5/4); 70% silt; 20% medium sand; 10% fine to coarse subangular gravel; dry, loose	
PHOTO 28 **DATE:** 12/10/2025-12/16/2025 **DIRECTION:** NA **TAKEN BY:** B.S. **DESCRIPTION:** 600C-004-GW; 260-270 feet bgs: SANDY SILT WITH SOME GRAVEL; brown (7.5YR 5/4); 70% silt; 20% medium sand; 10% fine to coarse subangular gravel; dry, loose	

Photographic Log

Appendix C

White Sands Test Facility, New Mexico

PHOTO 29 **DATE:** 12/10/2025-12/16/2025 **DIRECTION:** NA **TAKEN BY:** B.S. **DESCRIPTION:** 600C-004-GW; 270-280 feet bgs: SANDY SILT WITH GRAVEL; brown (7.5YR 5/4); 50% silt; 20% medium sand; 30% fine to coarse subangular gravel; dry, loose	
PHOTO 30 **DATE:** 12/10/2025-12/16/2025 **DIRECTION:** NA **TAKEN BY:** B.S. **DESCRIPTION:** 600C-004-GW; 280-290 feet bgs: SANDY SILT WITH GRAVEL; brown (7.5YR 5/4); 50% silt; 20% medium sand; 30% fine to coarse subangular gravel; dry, loose	

Photographic Log

Appendix C

White Sands Test Facility, New Mexico

PHOTO 31 **DATE:** 12/10/2025-12/16/2025 **DIRECTION:** NA **TAKEN BY:** B.S. **DESCRIPTION:** 600C-004-GW; 290-300 feet bgs: GRAVEL WITH SOME SILT; light brown (7.5YR 6/3); 85% medium to coarse subangular gravel; 15% silt; dry, loose	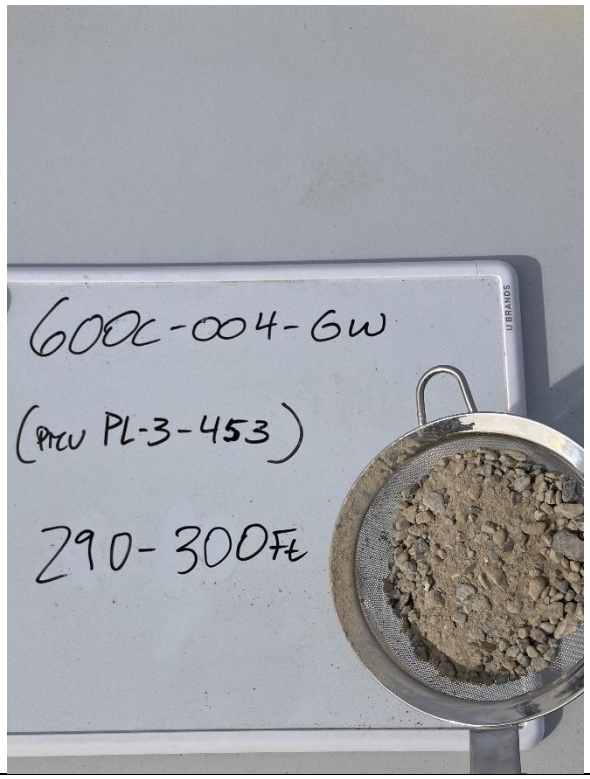
PHOTO 32 **DATE:** 12/10/2025-12/16/2025 **DIRECTION:** NA **TAKEN BY:** B.S. **DESCRIPTION:** 600C-004-GW; 300-310 feet bgs: SANDY SILT AND GRAVEL; light brown (7.5YR 6/4); 40% silt; 30% fine to medium sand; 30% fine to coarse subangular gravel; dry, loose	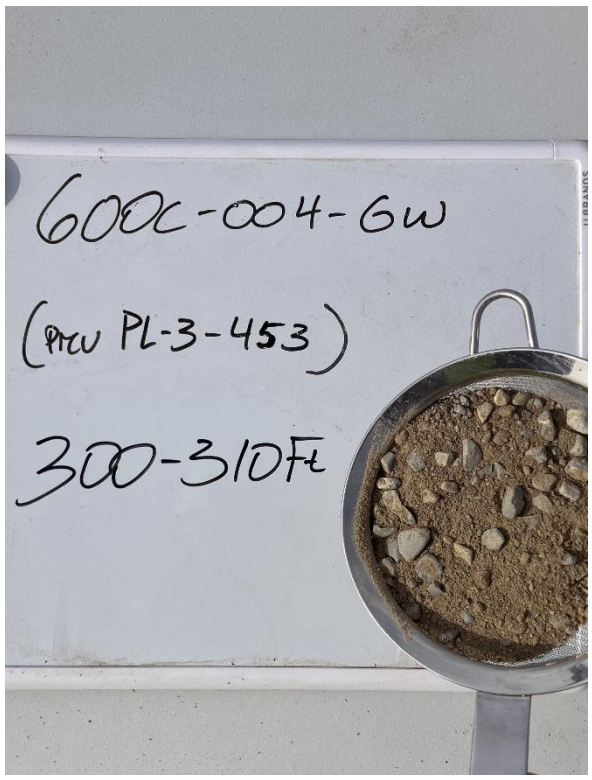

Photographic Log

Appendix C

White Sands Test Facility, New Mexico

PHOTO 33 **DATE:** 12/10/2025-12/16/2025 **DIRECTION:** NA **TAKEN BY:** B.S. **DESCRIPTION:** 600C-004-GW; 310-320 feet bgs: GRAVEL WITH SILT; light brown (7.5YR 6/4); 70% fine to coarse subangular gravel; 25% silt; 5% fine to medium sand; dry; loose	
PHOTO 34 **DATE:** 12/10/2025-12/16/2025 **DIRECTION:** NA **TAKEN BY:** B.S. **DESCRIPTION:** 600C-004-GW; 320-330 feet bgs: GRAVEL WITH SOME SAND; brown (7.5YR 5/4); 90% fine to coarse subangular gravel; 10% medium sand; dry, loose	

Photographic Log

Appendix C

White Sands Test Facility, New Mexico

PHOTO 35 **DATE:** 12/10/2025-12/16/2025 **DIRECTION:** NA **TAKEN BY:** B.S. **DESCRIPTION:** 600C-004-GW; 330-340 feet bgs: GRAVEL WITH SOME SILT; light brown (7.5YR 6/4); 90% fine to coarse subangular gravel; 10% silt; dry, loose	
PHOTO 36 **DATE:** 12/10/2025-12/16/2025 **DIRECTION:** NA **TAKEN BY:** B.S. **DESCRIPTION:** 600C-004-GW; 340-350 feet bgs: SANDY SILT WITH SOME GRAVEL; light brown (7.5YR 6/4); 80% silt; 15% fine to medium sand; 5% fine subangular gravel; dry, loose	

Photographic Log

Appendix C

White Sands Test Facility, New Mexico

PHOTO 37 **DATE:** 12/10/2025-12/16/2025 **DIRECTION:** NA **TAKEN BY:** B.S. **DESCRIPTION:** 600C-004-GW; 350-360 feet bgs: GRAVEL AND SILT; brown (7.5YR 5/4); 60% fine to coarse subangular gravel; 45% silt; 5% fine sand; dry, loose	
PHOTO 38 **DATE:** 12/10/2025-12/16/2025 **DIRECTION:** NA **TAKEN BY:** B.S. **DESCRIPTION:** 600C-004-GW; 360-370 feet bgs: GRAVEL WITH SILT; brown (7.5YR 5/4); 85% fine to coarse subangular gravel; 15% silt; dry, loose	

Photographic Log

Appendix C

White Sands Test Facility, New Mexico

PHOTO 39 **DATE:** 12/10/2025-12/16/2025 **DIRECTION:** NA **TAKEN BY:** B.S. **DESCRIPTION:** 600C-004-GW; 370-380 feet bgs: GRAVEL WITH SILT; brown (7.5YR 5/4); 85% fine to coarse subangular gravel; 15% silt; dry loose	
PHOTO 40 **DATE:** 12/10/2025-12/16/2025 **DIRECTION:** NA **TAKEN BY:** B.S. **DESCRIPTION:** 600C-004-GW; 380-390 feet bgs: GRAVEL WITH SILT; brown (7.5YR 5/4); 85% fine to coarse subangular gravel; 15% silt; dry, loose	

Photographic Log

Appendix C

White Sands Test Facility, New Mexico

PHOTO 41 **DATE:** 12/10/2025-12/16/2025 **DIRECTION:** NA **TAKEN BY:** B.S. **DESCRIPTION:** 600C-004-GW; 390-400 feet bgs: GRAVEL AND SILT; brown (7.5YR 5/4); 60% fine to coarse subangular gravel; 40% silt; dry, loose	
PHOTO 42 **DATE:** 12/10/2025-12/16/2025 **DIRECTION:** NA **TAKEN BY:** B.S. **DESCRIPTION:** 600C-004-GW; 400-410 feet bgs: GRAVEL WITH SOME SILT; brown (7.5YR 5/4); 95% fine to coarse subangular gravel; 5% silt; dry, loose	

Photographic Log

Appendix C

White Sands Test Facility, New Mexico

PHOTO 43 **DATE:** 12/10/2025-12/16/2025 **DIRECTION:** NA **TAKEN BY:** B.S. **DESCRIPTION:** 600C-004-GW; 410-420 feet bgs: GRAVEL WITH SOME SILT; brown (7.5YR 5/4); 95% fine to coarse subangular gravel; 5% silt; dry, loose	
PHOTO 44 **DATE:** 12/10/2025-12/16/2025 **DIRECTION:** NA **TAKEN BY:** B.S. **DESCRIPTION:** 600C-004-GW; 420-430 feet bgs: GRAVEL WITH SOME SILT; brown (7.5YR 5/4); 95% fine to coarse subangular gravel; 5% silt; dry, loose	

Photographic Log

Appendix C

White Sands Test Facility, New Mexico

PHOTO 45 **DATE:** 12/10/2025-12/16/2025 **DIRECTION:** NA **TAKEN BY:** B.S. **DESCRIPTION:** 600C-004-GW; 430-440 feet bgs: GRAVEL WITH SOME SILT; brown (7.5YR 5/4); 95% fine to coarse subangular gravel; 5% silt; dry, loose	
PHOTO 46 **DATE:** 12/10/2025-12/16/2025 **DIRECTION:** NA **TAKEN BY:** B.S. **DESCRIPTION:** 600C-004-GW; 440-450 feet bgs: GRAVEL WITH SOME SILT; brown (7.5YR 5/4); 95% fine to coarse subangular gravel; 5% silt; dry, loose	

Photographic Log

Appendix C

White Sands Test Facility, New Mexico

PHOTO 47 **DATE:** 12/10/2025-12/16/2025 **DIRECTION:** NA **TAKEN BY:** B.S. **DESCRIPTION:** 600C-004-GW; 450-460 feet bgs: GRAVEL WITH SOME SILT; brown (7.5YR 5/4); 95% fine to coarse subangular gravel; 5% silt; dry, loose	
PHOTO 48 **DATE:** 12/10/2025-12/16/2025 **DIRECTION:** NA **TAKEN BY:** B.S. **DESCRIPTION:** 600C-004-GW; 460-470 feet bgs: GRAVEL WITH SOME SILT; light brown (7.5YR 6/4); 90% fine to coarse subangular gravel; 10% silt; wet, loose	

Photographic Log

Appendix C

White Sands Test Facility, New Mexico

PHOTO 49 **DATE:** 12/10/2025-12/16/2025 **DIRECTION:** NA **TAKEN BY:** B.S. **DESCRIPTION:** 600C-004-GW; 470-480 feet bgs: GRAVEL WITH SOME SILT; brown (7.5YR 5/4); 95% fine to coarse subangular gravel; 5% silt; wet, loose	
PHOTO 50 **DATE:** 12/10/2025-12/16/2025 **DIRECTION:** NA **TAKEN BY:** B.S. **DESCRIPTION:** 600C-004-GW; 480-490 feet bgs: GRAVEL WITH SOME SILT; brown (7.5YR 5/4); 95% fine to coarse subangular gravel; 5% silt; wet, loose	

Photographic Log

Appendix C

White Sands Test Facility, New Mexico

PHOTO 51 **DATE:** 12/10/2025-12/16/2025 **DIRECTION:** NA **TAKEN BY:** B.S. **DESCRIPTION:** 600C-004-GW; 490-500 feet bgs: GRAVEL WITH SOME SILT; brown (7.5YR 5/4); 95% fine to coarse subangular gravel; 5% silt; wet, loose	
PHOTO 52 **DATE:** 12/10/2025-12/16/2025 **DIRECTION:** NA **TAKEN BY:** B.S. **DESCRIPTION:** 600C-004-GW; 500-510 feet bgs: GRAVEL WITH SOME SILT; brown (7.5YR 5/3); 95% fine to coarse subangular gravel; 5% silt; wet, loose	

Photographic Log

Appendix C

White Sands Test Facility, New Mexico

PHOTO 53 **DATE:** 12/10/2025-12/16/2025 **DIRECTION:** NA **TAKEN BY:** B.S. **DESCRIPTION:** 600C-004-GW; 510-520 feet bgs: GRAVEL WITH SOME SILT; brown (7.5YR 5/3); 95% fine to coarse subangular gravel; 5% silt; wet, loose	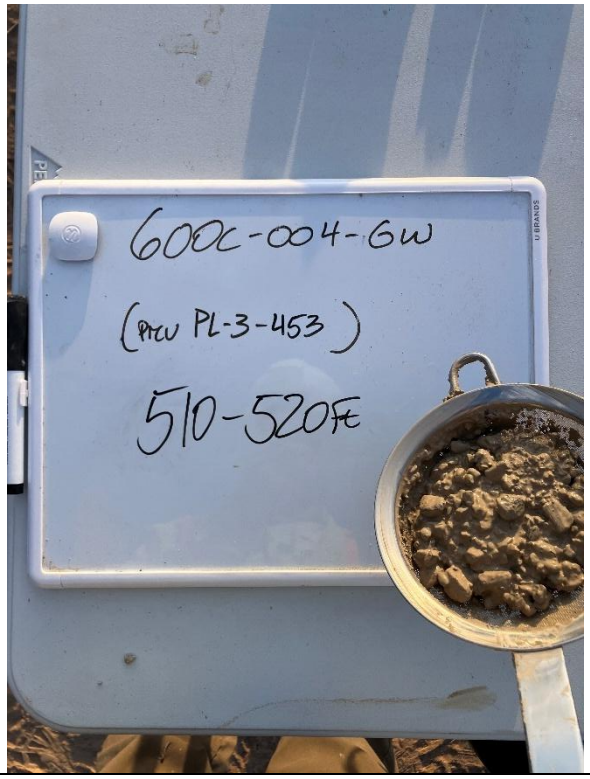
PHOTO 54 **DATE:** 12/10/2025-12/16/2025 **DIRECTION:** NA **TAKEN BY:** B.S. **DESCRIPTION:** 600C-004-GW; 520-530 feet bgs: GRAVEL; brown (7.5YR 5/3); fine to coarse subangular gravel; wet, loose	

Photographic Log

Appendix C

White Sands Test Facility, New Mexico

PHOTO 55 **DATE:** 12/10/2025-12/16/2025 **DIRECTION:** NA **TAKEN BY:** B.S. **DESCRIPTION:** 600C-004-GW; 530-540 feet bgs: GRAVEL WITH SOME SILT; brown (7.5YR 5/3); 95% fine to coarse subangular gravel; 5% silt; wet, loose	
PHOTO 56 **DATE:** 12/10/2025-12/16/2025 **DIRECTION:** NA **TAKEN BY:** B.S. **DESCRIPTION:** 600C-004-GW; 540-550 feet bgs: GRAVEL; brown (7.5YR 5/3); fine to coarse subangular well-graded gravel; wet, loose	

Photographic Log

Appendix C

White Sands Test Facility, New Mexico

PHOTO 57	
DATE: 12/10/2025-12/16/2025	
DIRECTION: NA	
TAKEN BY: B.S.	
DESCRIPTION: 600C-004-GW; 550-560 feet bgs: GRAVEL; brown (7.5YR 5/3); fine to coarse subangular gravel; wet, loose	

Photographic Log of Activities

Appendix C

White Sands Test Facility, New Mexico

PHOTO 1 **DATE:** 12/09/2025 **DIRECTION:** West **TAKEN BY:** G.A. **DESCRIPTION:** Setting up the air rotary drill rig at the 600C-004-GW drilling site.	
PHOTO 2 **DATE:** 12/09/2025 **DIRECTION:** West **TAKEN BY:** G.A **DESCRIPTION:** Overview of exclusion zone signage at the 600C-004-GW drilling site.	

Photographic Log

Appendix C

White Sands Test Facility, New Mexico

PHOTO 3 **DATE:** 12/10/2025 **DIRECTION:** West **TAKEN BY:** G.A. **DESCRIPTION:** View of legacy well PL-3-453 (foreground) with air rotary drill rig drilling the boring for replacement well 600C-004-GW (background).	
PHOTO 4 **DATE:** 12/11/2025 **DIRECTION:** West **TAKEN BY:** G.A **DESCRIPTION:** View of air rotary drilling at 600C-004-GW.	

Photographic Log

Appendix C

White Sands Test Facility, New Mexico

PHOTO 5 **DATE:** 12/11/2025 **DIRECTION:** East **TAKEN BY:** G.A **DESCRIPTION:** Photo-documenting a soil cutting sample ("chip sample") at 600C-004-GW.	
PHOTO 6 **DATE:** 12/13/2025 **DIRECTION:** Northwest **TAKEN BY:** G.A. **DESCRIPTION:** Characterizing a chip sample at 600C-004-GW.	

Photographic Log

Appendix C

White Sands Test Facility, New Mexico

PHOTO 7 **DATE:** 12/11/2025 **DIRECTION:** Northwest **TAKEN BY:** G.A. **DESCRIPTION:** Coloring and checking the plasticity of a chip sample at 600C-004-GW.	
PHOTO 8 **DATE:** 12/15/2025 **DIRECTION:** Northeast **TAKEN BY:** G.A. **DESCRIPTION:** View of the 600C-004-GW borehole with metal casing installed during air rotary drilling.	

Photographic Log

Appendix C

White Sands Test Facility, New Mexico

PHOTO 9 **DATE:** 12/15/25 **DIRECTION:** West **TAKEN BY:** G.A. **DESCRIPTION:** Switching out the drill bit during air rotary drilling at 600C-004-GW.	
PHOTO 10 **DATE:** 12/15/25 **DIRECTION:** South **TAKEN BY:** G.A. **DESCRIPTION:** Groundwater first encountered at approximately 515 feet below ground surface (ft bgs) at 600C-004-GW. View of a groundwater sample being collected from groundwater exiting the cyclone.	

Photographic Log

Appendix C

White Sands Test Facility, New Mexico

PHOTO 11 **DATE:** 12/15/25 **DIRECTION:** South **TAKEN BY:** R.G. (Cascade Drilling) **DESCRIPTION:** Collecting a groundwater sample at 600C-004-GW.	
PHOTO 12 **DATE:** 12/16/25 **DIRECTION:** South **TAKEN BY:** G.A, **DESCRIPTION:** View of groundwater and soil exiting the cyclone during air rotary drilling below the water table at 600C-004-GW.	

Photographic Log

Appendix C

White Sands Test Facility, New Mexico

PHOTO 13 **DATE:** 12/16/25 **DIRECTION:** Southeast **TAKEN BY:** G.A. **DESCRIPTION:** Collecting a chip sample while drilling below the water table at 600C-004-GW.	
PHOTO 14 **DATE:** 12/16/25 **DIRECTION:** West **TAKEN BY:** G.A. **DESCRIPTION:** Collecting a chip sample for characterization at 600C-004-GW.	

Photographic Log

Appendix C

White Sands Test Facility, New Mexico

PHOTO 15 **DATE:** 12/16/25 **DIRECTION:** Southwest **TAKEN BY:** G.A. **DESCRIPTION:** Overview of site activities while drilling at 600C-004-GW. Legacy well PL-3-543 shown on the left.	
PHOTO 16 **DATE:** 12/17/25 **DIRECTION:** Southwest **TAKEN BY:** G.A. **DESCRIPTION:** Lifting a section of Schedule 80 PVC casing for alignment in the 600C-004-GW borehole during well installation.	

Photographic Log

Appendix C

White Sands Test Facility, New Mexico

PHOTO 17 **DATE:** 12/17/25 **DIRECTION:** Southwest **TAKEN BY:** G.A. **DESCRIPTION:** Overview of well installation activities at the 600C-004-GW site.	
PHOTO 18 **DATE:** 12/17/25 **DIRECTION:** Southwest **TAKEN BY:** G.A. **DESCRIPTION:** Schedule 80 PVC casing secured and centered in the borehole during installation of monitoring well materials (filter pack, bentonite seal, bentonite grout) at 600C-004-GW.	

Photographic Log

Appendix C

White Sands Test Facility, New Mexico

PHOTO 19 **DATE:** 12/17/25 **DIRECTION:** Southwest **TAKEN BY:** G.A. **DESCRIPTION:** Mixing bentonite grout for installation of the annular seal of monitoring well 600C-004-GW.	
PHOTO 20 **DATE:** 12/17/25 **DIRECTION:** Northwest **TAKEN BY:** G.A. **DESCRIPTION:** View of the dry investigation derived waste (IDW) pit (background) and wet IDW pit (foreground) after completion of drilling activities at 600C-004-GW.	

Photographic Log

Appendix C

White Sands Test Facility, New Mexico

PHOTO 21 **DATE:** 12/17/25 **DIRECTION:** West **TAKEN BY:** G.A. **DESCRIPTION:** Emplacing the bentonite grout annular seal at monitoring well 600C-004-GW.	
PHOTO 22 **DATE:** 12/18/25 **DIRECTION:** West **TAKEN BY:** G.A. **DESCRIPTION:** Removing the outer metal casing during installation of monitoring well 600C-004-GW.	

Photographic Log

Appendix C

White Sands Test Facility, New Mexico

PHOTO 23 **DATE:** 12/19/25 **DIRECTION:** Southwest **TAKEN BY:** G.A. **DESCRIPTION:** Preparing monitoring well 600C-004-GW for PVC casing cut-off and installation of well pad, stovepipe, and bollards.	
PHOTO 24 **DATE:** 12/19/25 **DIRECTION:** Southwest **TAKEN BY:** G.A. **DESCRIPTION:** 600C-004-GW stovepipe, bollard, and well pad installation.	

Photographic Log

Appendix C

White Sands Test Facility, New Mexico

PHOTO 25 **DATE:** 12/20/25 **DIRECTION:** North **TAKEN BY:** G.A. **DESCRIPTION:** Well cap installed at 600C-004-GW to secure PVC casing until dedicated pump is installed.	
PHOTO 26 **DATE:** 12/20/25 **DIRECTION:** South **TAKEN BY:** B.S. **DESCRIPTION:** Measuring the static water level at 600C-004-GW after installation of stovepipe, bollards, and well pad.	

Photographic Log

Appendix C

White Sands Test Facility, New Mexico

PHOTO 27 **DATE:** 12/20/25 **DIRECTION:** West **TAKEN BY:** G.A. **DESCRIPTION:** View of 600C-00-GW after installation.	
PHOTO 28 **DATE:** 01/06/26 **DIRECTION:** West **TAKEN BY:** G.A. **DESCRIPTION:** Surging 600C-004-GW during development.	

Photographic Log

Appendix C

White Sands Test Facility, New Mexico

PHOTO 29 **DATE:** 01/06/25 **DIRECTION:** West **TAKEN BY:** G.A. **DESCRIPTION:** Checking the water level at 600C-004-GW between surging and bailing during development.	
PHOTO 30 **DATE:** 01/06/26 **DIRECTION:** West **TAKEN BY:** G.A. **DESCRIPTION:** Lowering the bailer into 600C-004-GW during development.	

Photographic Log

Appendix C

White Sands Test Facility, New Mexico

PHOTO 31 **DATE:** 01/06/26 **DIRECTION:** West **TAKEN BY:** G.A. **DESCRIPTION:** Bailing 600C-004-GW during development.	
PHOTO 32 **DATE:** 01/07/26 **DIRECTION:** West **TAKEN BY:** G.A. **DESCRIPTION:** View of the pump used for purging groundwater during development of 600C-004-GW.	

Photographic Log

Appendix C

White Sands Test Facility, New Mexico

PHOTO 33 **DATE:** 01/07/26 **DIRECTION:** West **TAKEN BY:** G.A. **DESCRIPTION:** Preparing the pump electrical connection at 600C-004-GW during development.	
PHOTO 34 **DATE:** 01/07/26 **DIRECTION:** West **TAKEN BY:** G.A. **DESCRIPTION:** Lowering the pump into 600C-004-GW during development.	

Photographic Log

Appendix C

White Sands Test Facility, New Mexico

PHOTO 35 **DATE:** 7/24/2023-08/15/2023 **DIRECTION:** **TAKEN BY:** **DESCRIPTION:** View of the pump setup for purging activities at 600C-004-GW during development.	
PHOTO 36 **DATE:** 01/07/26 **DIRECTION:** South **TAKEN BY:** P.H. (Cascade Drilling) **DESCRIPTION:** Recording YSI readings during purging activities at 600C-004-GW during development.	

Photographic Log

Appendix C

White Sands Test Facility, New Mexico

PHOTO 37 **DATE:** 01/13/26 **DIRECTION:** Southwest **TAKEN BY:** G.A. **DESCRIPTION:** Installation of the dedicated pump and tubing at 600C-004-GW.	
PHOTO 38 **DATE:** 01/13/26 **DIRECTION:** N/A **TAKEN BY:** G.A. **DESCRIPTION:** View of the dedicated connections and pump tubing installed at 600C-004-GW.	

Photographic Log

Appendix C

White Sands Test Facility, New Mexico

PHOTO 39 **DATE:** 01/13/26 **DIRECTION:** N/A **TAKEN BY:** G.A. **DESCRIPTION:** View of the protective well cap installed over the connections at 600C-004-GW.	
PHOTO 40 **DATE:** 01/13/26 **DIRECTION:** Northwest **TAKEN BY:** G.A. **DESCRIPTION:** View of the removal of the concrete pad and bollards around legacy well PL-3-453 during abandonment.	

Photographic Log

Appendix C

White Sands Test Facility, New Mexico

PHOTO 41 **DATE:** 01/14/26 **DIRECTION:** Southwest **TAKEN BY:** G.A. **DESCRIPTION:** View of cement grouting of legacy well PL-3-453 during abandonment.	
PHOTO 42 **DATE:** 01/18/26 **DIRECTION:** N/A **TAKEN BY:** G.A. **DESCRIPTION:** View of final surface completion at legacy well PL-3-453 after abandonment.	

Appendix D
Well Development Summary

MONITORING WELL DEVELOPMENT RECORD

TETRA TECH

Event:	Development of well 600C-004 GW
Project Site Name:	NASA White Sands Test Facility (WSTF)
Project Number:	112G09033

WELL INFORMATION:

Well No.:	600C-004 GW	**Casing ID (in.):**	Schedule 80 PVC at 5-inch diameter
Drilling Co.:	Cascade Drilling	**Depth to Bottom (ft.):**	511 feet bgs
Date Installed:	12/20/2025	**Static Water Level Before (ft.):**	468.68 feet btoc
Date Developed:	1/7/2026	**Static Water Level After (ft.):**	468.79 feet btoc
Dev. Method:	Surging/Bailing/Pumping	**Screen Length (ft.):**	10 feet (496' to 506') bgs
Pump Type:	Grundfos 10S30-34 with Franklin 1222604G motor		
Developed By:	Fidel Verduzco and Paul Herron		

DEVELOPMENT DATA:

Time (AM)	Cumulative Water Volume (Gallons)	Water Level (feet btoc)	Temp. (C°)	pH (S.U.)	SPC (mS/cm)	Turbidity (NTU)	C (mS/cm)	DO	ORP	Remarks: (odor, color, etc.)
8:50	-	-	-	-	-	-	-			Pump on
8:52	-	-	-	-	-	-	-			Pump Rate at 8.236 gal/min
9:03	90.61	476.00	20.6	7.25	1.071	19.50	1.049	5.80	90.8	Clear
9:08	131.79	475.93	23.1	7.20	1.072	8.30	1.031	5.81	98.8	Clear
9:13	172.97	475.88	22.4	7.22	1.073	10.03	1.119	5.58	96.0	Clear
9:18	214.16	475.88	21.8	7.22	1.074	7.17	1.007	5.48	102.0	Clear
9:23	255.34	475.86	21.5	7.22	1.073	5.48	1.000	5.46	101.1	Clear
9:28	296.53	475.86	20.0	7.22	1.070	7.12	0.966	5.63	102.2	Clear
9:33	337.71	475.85	23.6	7.19	1.100	10.19	1.066	6.21	91.2	Clear
9:38	378.90	475.88	21.9	7.18	1.078	6.81	1.019	5.77	97.9	Clear
9:43	420.08	475.88	22.6	7.19	1.088	2.88	1.037	5.76	100.8	Clear
9:48	461.27	475.88	21.9	7.19	1.087	2.02	1.021	5.58	106.3	Clear
9:53	502.45	475.88	21.4	7.20	1.085	0.95	1.011	5.87	111.8	Clear
9:55	518.92	-	-	-	-	-	-			Pump Off
9:59	-	469.61								Final Reading

Notes:

1) The pump rate through the YSI was 0.8 gallons per minute.

Abbreviations:

bgs: below ground surface

MONITORING WELL DEVELOPMENT RECORD

btoc:	below top of casing
C°:	Celsius degrees
DO:	dissolved oxygen
mS/cm:	milliSiemens per centimeter
NASA:	National Aeronautics and Space Administration
NTU:	Nephelometric Turbidity Unit
ORP:	Oxidation reduction potential
PVC:	Polyvinyl chloride
SPC:	Specific conductance
S.U.:	Standard unit
WSTF:	White Sands Test Facility

Appendix E
Analytical Results Summary and Laboratory Analytical Report for 600C-004-GW

Analytical Detection Summary for 600C-004-GW - January 20, 2026

Analyte	CAS#	Units	410-262595-1 2601201110F 1/20/2026 11:10 AM		410-262595-2 2601201150 1/20/2026 11:50 AM		410-262595-3 2601201150D 1/20/2026 11:50 AM		410-262595-4 2601201215E 1/20/2026 12:15 PM	
Sample Alias			Field Blank		600C-004-GW		Field Duplicate		Equipment Blank	
			Result	Qual	Result	Qual	Result	Qual	Result	Qual
Acetone	67-64-1	µg/L	**0.97**	J	--				**0.90**	J M
Arsenic	7440-38-2	µg/L	--		**0.685**	J	**0.687**	J	--	
Barium	7440-39-3	µg/L	--		**34.1**		**34.5**		--	
Lead	7439-92-1	µg/L	--		**0.234**	J	**0.329**	J	--	
Selenium	7782-49-2	µg/L	--		**1.83**		**1.92**		--	
Toluene	108-88-3	µg/L	--		**0.94**	J	**1.0**		--	
Caprolactam	105-60-2	µg/L	--		--		**0.67**	J I	--	

Notes:

This table presents detections only. Cells with "--" indicates analyte was not detected.

Definitions:

I - Value is estimated maximum possible concentration.

J - The reported value is estimated as-is is between the lab's lower detection limit and reporting limit.

M - Manually integrated compound.

µ g/L - Micrograms/Liter

eurofins | Environment Testing

ANALYTICAL REPORT

PREPARED FOR

Attn: Sarah Damphousse
Tetra Tech Inc
661 ANdersen Drive
Foster Plaza 7
Suite 200
Pittsburgh, Pennsylvania 15220

Generated 2/4/2026 5:49:14 PM

JOB DESCRIPTION

WSTF 600C-004-GW

JOB NUMBER

410-262595-1

Eurofins Lancaster Laboratories Environment Testing, LLC
2425 New Holland Pike
Lancaster PA 17601

See page two for job notes and contact information.

Job Notes

This report may not be reproduced except in full, and with written approval from the laboratory. The results relate only to the samples tested. For questions please contact the Project Manager at the e-mail address or telephone number listed on this page.

Analytical test results meet all requirements of the associated regulatory program (i.e., NELAC (TNI), DoD, and ISO 17025) unless otherwise noted under the individual analysis.

Authorization



Generated
2/4/2026 5:49:14 PM

Authorized for release by
Stephen Gordon, Senior Project Manager
Stephen.Gordon@et.eurofinsus.com
(412)525-0071

Eurofins Lancaster Laboratories Environment Testing, LLC

Compliance Statement

Analytical test results meet all requirements of the associated regulatory program (e.g., NELAC (TNI), DoD, and ISO 17025) unless otherwise noted under the individual analysis. Data qualifiers are applied to note exceptions. Noncompliant quality control (QC) is further explained in narrative comments.
· QC results that exceed the upper limits and are associated with non-detect samples are qualified but further narration is not required since the bias is high and does not change a non-detect result. Further narration is also not required with QC blank detection when the associated sample concentration is non-detect or more than ten times the level in the blank.
· Matrix QC may not be reported if insufficient sample or site-specific QC samples were not submitted. In these situations, to demonstrate precision and accuracy at a batch level, a LCS/LCSD is performed, unless otherwise specified in the method.
· Surrogate and/or isotope dilution analyte recoveries (if applicable) which are outside of the QC window are confirmed unless attributed to a dilution or otherwise noted in the narrative.
Regulated compliance samples (e.g. SDWA, NPDES) must comply with the associated agency requirements/permits.

Measurement uncertainty values, as applicable, are available upon request.

Test results relate only to the sample tested. Clients should be aware that a critical step in a chemical or microbiological analysis is the collection of the sample. Unless the sample analyzed is truly representative of the bulk of material involved, the test results will be meaningless. If you have questions regarding the proper techniques of collecting samples, please contact us. We cannot be held responsible for sample integrity, however, unless sampling has been performed by a member of our staff. Times are local to the area of activity. Parameters listed in the 40 CFR Part 136 Table II as "analyze immediately" and tested in the laboratory are not performed within 15 minutes of collection.

This report shall not be reproduced except in full, without the written approval of the laboratory.

WARRANTY AND LIMITS OF LIABILITY - In accepting analytical work, we warrant the accuracy of test results for the sample as submitted. The foregoing express warranty is exclusive and is given in lieu of all other warranties, expressed or implied, except as otherwise agreed. We disclaim any other warranties, expressed or implied, including a warranty of fitness for particular purpose and warranty of merchantability. In no event shall Eurofins Lancaster Laboratories Environmental, LLC be liable for indirect, special, consequential, or incidental damages including, but not limited to, damages for loss of profit or goodwill regardless of (A) the negligence (either sole or concurrent) of Eurofins Lancaster Laboratories Environmental and (B) whether Eurofins Lancaster Laboratories Environmental has been informed of the possibility of such damages. We accept no legal responsibility for the purposes for which the client uses the test results. Except as otherwise agreed, no purchase order or other order for work shall be accepted by Eurofins Lancaster Laboratories Environmental which includes any conditions that vary from the Standard Terms and Conditions, and Eurofins Lancaster Laboratories Environmental hereby objects to any conflicting terms contained in any acceptance or order submitted by client.



Table of Contents

Cover Page 1
Table of Contents 4
Definitions/Glossary 5
Case Narrative 7
Detection Summary 8
Client Sample Results 9
Surrogate Summary 23
QC Sample Results 24
QC Association Summary 33
Lab Chronicle 35
Certification Summary 37
Method Summary 38
Sample Summary 39
Chain of Custody 40
Receipt Checklists 41

Definitions/Glossary

Client: Tetra Tech Inc
Job ID: 410-262595-1
Project/Site: WSTF 600C-004-GW

Qualifiers

GC/MS VOA

Qualifier	Qualifier Description
^c	CCV Recovery is outside acceptance limits.
cn	Refer to Case Narrative for further detail
J	Result is less than the RL but greater than or equal to the MDL and the concentration is an approximate value.
M	Manual integrated compound.

GC/MS Semi VOA

Qualifier	Qualifier Description
*-	LCS and/or LCSD is outside acceptance limits, low biased.
*+	LCS and/or LCSD is outside acceptance limits, high biased.
^c	CCV Recovery is outside acceptance limits.
cn	Refer to Case Narrative for further detail
I	Value is EMPC (estimated maximum possible concentration).
J	Result is less than the RL but greater than or equal to the MDL and the concentration is an approximate value.
M	Manual integrated compound.
S1+	Surrogate recovery exceeds control limits, high biased.

Metals

Qualifier	Qualifier Description
J	Result is less than the RL but greater than or equal to the MDL and the concentration is an approximate value.

Glossary

Abbreviation	These commonly used abbreviations may or may not be present in this report.
☼	Listed under the "D" column to designate that the result is reported on a dry weight basis
%R	Percent Recovery
CFL	Contains Free Liquid
CFU	Colony Forming Unit
CNF	Contains No Free Liquid
DER	Duplicate Error Ratio (normalized absolute difference)
Dil Fac	Dilution Factor
DL	Detection Limit (DoD/DOE)
DL, RA, RE, IN	Indicates a Dilution, Re-analysis, Re-extraction, or additional Initial metals/anion analysis of the sample
DLC	Decision Level Concentration (Radiochemistry)
EDL	Estimated Detection Limit (Dioxin)
LOD	Limit of Detection (DoD/DOE)
LOQ	Limit of Quantitation (DoD/DOE)
MCL	EPA recommended "Maximum Contaminant Level"
MDA	Minimum Detectable Activity (Radiochemistry)
MDC	Minimum Detectable Concentration (Radiochemistry)
MDL	Method Detection Limit
ML	Minimum Level (Dioxin)
MPN	Most Probable Number
MQL	Method Quantitation Limit
NC	Not Calculated
ND	Not Detected at the reporting limit (or MDL or EDL if shown)
NEG	Negative / Absent
POS	Positive / Present
PQL	Practical Quantitation Limit
PRES	Presumptive
QC	Quality Control
RER	Relative Error Ratio (Radiochemistry)
RL	Reporting Limit or Requested Limit (Radiochemistry)
RPD	Relative Percent Difference, a measure of the relative difference between two points
TEF	Toxicity Equivalent Factor (Dioxin)

Glossary (Continued)

Abbreviation	These commonly used abbreviations may or may not be present in this report.
TEQ	Toxicity Equivalent Quotient (Dioxin)
TNTC	Too Numerous To Count

Job Narrative
410-262595-1

The analytical test results presented in this report meet all requirements of the associated regulatory program listed on the Accreditation/Certification Summary Page, unless otherwise noted. Data qualifiers and/or narrative comments are included to explain any exceptions, if applicable. Regulated compliance samples (e.g. SDWA, NPDES) must comply with associated agency requirements/permits.

- Matrix-specific batch QC (e.g., MS, MSD, SD) may not be reported when insufficient sample volume is available or when site-specific QC samples are not submitted. In such cases, a Laboratory Control Sample Duplicate (LCSD) may be analyzed to provide precision data for the batch.
- For samples analyzed using surrogate and/or isotope dilution analytes, any recoveries falling outside of established acceptance criteria are re-prepared and/or re-analyzed to confirm results, unless the deviation is due to sample dilution or otherwise explained in the case narrative.

Receipt
The samples were received on 1/22/2026 11:00 AM. Unless otherwise noted below, the samples arrived in good condition, and, where required, properly preserved and on ice. The temperature of the cooler at receipt time was 3.1°C.

GC/MS VOA
Method 8260D: The response for Methyl acetate in the continuing calibration verification (CCV) marginally exceeds, low-biased, the DoD acceptance criteria on batch 410-761876. Due to the marginal nature of the outlier(s), the data is reported.

No additional analytical or quality issues were noted, other than those described above or in the Definitions/ Glossary page.

GC/MS Semi VOA
Method 8270E: The continuing calibration verification (CCV) associated with batch 410-762544 recovered above the upper control limit for 2,4-Dinitrophenol, 2,4-Dinitrotoluene, 2-Nitrophenol and 4,6-Dinitro-2-methylphenol. The samples associated with this CCV were non-detects for the affected analytes; therefore, the data have been reported.

Method 8270E: The laboratory control sample (LCS) for preparation batch 410-760169 and analytical batch 410-762544 recovered outside control limits for several analytes. The associated sample(s) was re-prepared and/or re-analyzed outside holding time. Both sets of data have been reported.

No additional analytical or quality issues were noted, other than those described above or in the Definitions/ Glossary page.

Metals
No additional analytical or quality issues were noted, other than those described above or in the Definitions/ Glossary page.

Detection Summary

Client: Tetra Tech Inc
Project/Site: WSTF 600C-004-GW

Job ID: 410-262595-1

Client Sample ID: 2601201110F — Lab Sample ID: 410-262595-1

Analyte	Result	Qualifier	LOQ	LOD	DL	Unit	Dil Fac	D	Method	Prep Type
Acetone	0.97	J	20	2.0	0.70	ug/L	1		8260D	Total/NA

Client Sample ID: 2601201150 — Lab Sample ID: 410-262595-2

Analyte	Result	Qualifier	LOQ	LOD	DL	Unit	Dil Fac	D	Method	Prep Type
Toluene	0.94	J	1.0	0.60	0.30	ug/L	1		8260D	Total/NA
Arsenic	0.685	J	2.00	1.70	0.680	ug/L	1		6020B	Total Recoverable
Barium	34.1		2.00	1.60	0.746	ug/L	1		6020B	Total Recoverable
Lead	0.234	J	0.500	0.240	0.120	ug/L	1		6020B	Total Recoverable
Selenium	1.83		1.00	0.600	0.278	ug/L	1		6020B	Total Recoverable

Client Sample ID: 2601201150D — Lab Sample ID: 410-262595-3

Analyte	Result	Qualifier	LOQ	LOD	DL	Unit	Dil Fac	D	Method	Prep Type
Toluene	1.0		1.0	0.60	0.30	ug/L	1		8260D	Total/NA
Caprolactam	0.67	J I cn	1.1	1.1	0.57	ug/L	1		8270E	Total/NA
Arsenic	0.687	J	2.00	1.70	0.680	ug/L	1		6020B	Total Recoverable
Barium	34.5		2.00	1.60	0.746	ug/L	1		6020B	Total Recoverable
Lead	0.329	J	0.500	0.240	0.120	ug/L	1		6020B	Total Recoverable
Selenium	1.92		1.00	0.600	0.278	ug/L	1		6020B	Total Recoverable

Client Sample ID: 2601201215E — Lab Sample ID: 410-262595-4

Analyte	Result	Qualifier	LOQ	LOD	DL	Unit	Dil Fac	D	Method	Prep Type
Acetone	0.90	J M	20	2.0	0.70	ug/L	1		8260D	Total/NA

Client Sample ID: 260120-TB01 — Lab Sample ID: 410-262595-5

No Detections.

This Detection Summary does not include radiochemical test results.

Client: Tetra Tech Inc
Project/Site: WSTF 600C-004-GW

Job ID: 410-262595-1

Client Sample ID: 2601201110F
Date Collected: 01/20/26 11:10
Date Received: 01/22/26 11:00

Lab Sample ID: 410-262595-1
Matrix: Water

Method: SW846 8260D - Volatile Organic Compounds (GC/MS)

Analyte	Result	Qualifier	LOQ	LOD	DL	Unit	D	Analyzed	Dil Fac
cis-1,3-Dichloropropene	<0.50		1.0	0.50	0.20	ug/L		01/29/26 12:13	1
trans-1,3-Dichloropropene	<0.50		1.0	0.50	0.20	ug/L		01/29/26 12:13	1
Ethylbenzene	<0.80		1.0	0.80	0.40	ug/L		01/29/26 12:13	1
Styrene	<0.60		5.0	0.60	0.30	ug/L		01/29/26 12:13	1
1,4-Dichlorobenzene	<0.60		5.0	0.60	0.30	ug/L		01/29/26 12:13	1
1,2-Dibromoethane	<0.50		1.0	0.50	0.20	ug/L		01/29/26 12:13	1
1,2-Dichloroethane	<0.60		1.0	0.60	0.30	ug/L		01/29/26 12:13	1
1,2,3-Trichlorobenzene	<1.0		5.0	1.0	0.40	ug/L		01/29/26 12:13	1
4-Methyl-2-pentanone (MIBK)	<1.0		10	1.0	0.50	ug/L		01/29/26 12:13	1
1,2,3-Trichloropropane	<0.60		5.0	0.60	0.30	ug/L		01/29/26 12:13	1
Methylcyclohexane	<1.0		5.0	1.0	0.50	ug/L		01/29/26 12:13	1
Toluene	<0.60		1.0	0.60	0.30	ug/L		01/29/26 12:13	1
1,2,4-Trimethylbenzene	<2.0		5.0	2.0	1.0	ug/L		01/29/26 12:13	1
Chlorobenzene	<0.60		1.0	0.60	0.30	ug/L		01/29/26 12:13	1
Cyclohexane	<2.0		5.0	2.0	1.0	ug/L		01/29/26 12:13	1
1,2,4-Trichlorobenzene	<1.0		5.0	1.0	0.30	ug/L		01/29/26 12:13	1
Dibromochloromethane	<0.50		1.0	0.50	0.20	ug/L		01/29/26 12:13	1
Xylenes, Total	<0.80		1.0	0.80	0.40	ug/L		01/29/26 12:13	1
Tetrachloroethene	<0.60		1.0	0.60	0.30	ug/L		01/29/26 12:13	1
cis-1,2-Dichloroethene	<0.60		1.0	0.60	0.30	ug/L		01/29/26 12:13	1
trans-1,2-Dichloroethene	<1.4		2.0	1.4	0.70	ug/L		01/29/26 12:13	1
Methyl tert-butyl ether	<0.50		1.0	0.50	0.20	ug/L		01/29/26 12:13	1
1,3-Dichlorobenzene	<1.4		5.0	1.4	0.68	ug/L		01/29/26 12:13	1
Carbon tetrachloride	<0.60		1.0	0.60	0.30	ug/L		01/29/26 12:13	1
1,4-Dioxane	<100		250	100	29	ug/L		01/29/26 12:13	1
2-Hexanone	<1.7		10	1.7	0.85	ug/L		01/29/26 12:13	1
Acetone	**0.97**	**J**	20	2.0	0.70	ug/L		01/29/26 12:13	1
Chloroform	<0.60		1.0	0.60	0.30	ug/L		01/29/26 12:13	1
Benzene	<0.60		1.0	0.60	0.30	ug/L		01/29/26 12:13	1
1,1,1-Trichloroethane	<0.60		1.0	0.60	0.30	ug/L		01/29/26 12:13	1
Bromomethane	<0.60		1.0	0.60	0.30	ug/L		01/29/26 12:13	1
Chloromethane	<1.1		2.0	1.1	0.55	ug/L		01/29/26 12:13	1
Chloroethane	<0.60		1.0	0.60	0.30	ug/L		01/29/26 12:13	1
Vinyl chloride	<0.60		1.0	0.60	0.30	ug/L		01/29/26 12:13	1
Methylene Chloride	<0.60		1.0	0.60	0.30	ug/L		01/29/26 12:13	1
Carbon disulfide	<0.60		5.0	0.60	0.30	ug/L		01/29/26 12:13	1
Bromoform	<2.0		4.0	2.0	1.0	ug/L		01/29/26 12:13	1
Bromodichloromethane	<0.50		1.0	0.50	0.20	ug/L		01/29/26 12:13	1
1,1-Dichloroethene	<0.60		1.0	0.60	0.30	ug/L		01/29/26 12:13	1
Trichlorofluoromethane	<0.60		1.0	0.60	0.30	ug/L		01/29/26 12:13	1
Dichlorodifluoromethane	<0.60		1.0	0.60	0.30	ug/L		01/29/26 12:13	1
1,1,2-Trichloro-1,2,2-trifluoroethane	<0.60		10	0.60	0.30	ug/L		01/29/26 12:13	1
1,2-Dichloropropane	<0.60		1.0	0.60	0.30	ug/L		01/29/26 12:13	1
2-Butanone (MEK)	<1.0		10	1.0	1.0	ug/L		01/29/26 12:13	1
Bromochloromethane	<0.50		5.0	0.50	0.20	ug/L		01/29/26 12:13	1
1,1,2-Trichloroethane	<0.60		1.0	0.60	0.30	ug/L		01/29/26 12:13	1
Trichloroethene	<0.60		1.0	0.60	0.30	ug/L		01/29/26 12:13	1
Methyl acetate	<0.60	^c cn	5.0	0.60	0.30	ug/L		01/29/26 12:13	1
1,1,2,2-Tetrachloroethane	<0.60		1.0	0.60	0.30	ug/L		01/29/26 12:13	1

Client Sample ID: 2601201110F

Date Collected: 01/20/26 11:10
Date Received: 01/22/26 11:00

Lab Sample ID: 410-262595-1

Matrix: Water

Method: SW846 8260D - Volatile Organic Compounds (GC/MS) (Continued)

Analyte	Result	Qualifier	LOQ	LOD	DL	Unit	D	Analyzed	Dil Fac
1,2-Dichlorobenzene	<0.50		5.0	0.50	0.20	ug/L		01/29/26 12:13	1
1,2-Dibromo-3-Chloropropane	<1.0		5.0	1.0	0.30	ug/L		01/29/26 12:13	1
Isopropylbenzene	<0.60		5.0	0.60	0.30	ug/L		01/29/26 12:13	1
m-Xylene & p-Xylene	<4.0		5.0	4.0	2.0	ug/L		01/29/26 12:13	1
o-Xylene	<0.80		1.0	0.80	0.40	ug/L		01/29/26 12:13	1

Surrogate	*%Recovery*	*Qualifier*	*Limits*	*Prepared*	*Analyzed*	*Dil Fac*
1,2-Dichloroethane-d4 (Surr)	*105*		*81 - 118*		*01/29/26 12:13*	*1*
Dibromofluoromethane (Surr)	*103*		*80 - 119*		*01/29/26 12:13*	*1*
4-Bromofluorobenzene (Surr)	*94*		*85 - 114*		*01/29/26 12:13*	*1*
Toluene-d8 (Surr)	*93*		*89 - 112*		*01/29/26 12:13*	*1*

Method: SW846 8270E - Semivolatile Organic Compounds (GC-MS/MS)

Analyte	Result	Qualifier	LOQ	LOD	DL	Unit	D	Analyzed	Dil Fac
1,1'-Biphenyl	<0.11	cn	0.11	0.11	0.057	ug/L		01/30/26 14:27	1
2,2'-oxybis[1-chloropropane]	<1.1	cn	1.1	1.1	0.57	ug/L		01/30/26 14:27	1
2,4,5-Trichlorophenol	<0.11	cn	0.11	0.11	0.057	ug/L		01/30/26 14:27	1
2,4,6-Trichlorophenol	<0.11	cn	0.11	0.11	0.057	ug/L		01/30/26 14:27	1
2,4-Dichlorophenol	<0.11	*+ cn	0.11	0.11	0.057	ug/L		01/30/26 14:27	1
2,4-Dimethylphenol	<0.11	cn	0.11	0.11	0.057	ug/L		01/30/26 14:27	1
2,4-Dinitrophenol	<5.7	^c *- cn	5.7	5.7	1.1	ug/L		01/30/26 14:27	1
2,4-Dinitrotoluene	<1.1	^c cn	1.1	1.1	0.57	ug/L		01/30/26 14:27	1
2,6-Dinitrotoluene	<0.48	*+ cn	0.48	0.48	0.33	ug/L		01/30/26 14:27	1
2-Chloronaphthalene	<0.11	cn	0.11	0.11	0.057	ug/L		01/30/26 14:27	1
2-Chlorophenol	<0.11	*+ cn	0.11	0.11	0.057	ug/L		01/30/26 14:27	1
2-Methylnaphthalene	<0.11	cn	0.11	0.11	0.057	ug/L		01/30/26 14:27	1
2-Methylphenol	<0.28	cn	0.28	0.28	0.23	ug/L		01/30/26 14:27	1
2-Nitroaniline	<1.1	cn	1.1	1.1	0.57	ug/L		01/30/26 14:27	1
2-Nitrophenol	<0.11	^c *+ cn	0.11	0.11	0.057	ug/L		01/30/26 14:27	1
3,3'-Dichlorobenzidine	<0.11	*+ cn	0.11	0.11	0.057	ug/L		01/30/26 14:27	1
3-Nitroaniline	<1.1	*+ cn	1.1	1.1	0.57	ug/L		01/30/26 14:27	1
4,6-Dinitro-2-methylphenol	<0.70	^c cn	0.70	0.70	0.57	ug/L		01/30/26 14:27	1
4-Bromophenyl phenyl ether	<0.11	cn	0.11	0.11	0.057	ug/L		01/30/26 14:27	1
4-Chloro-3-methylphenol	<0.11	*+ cn	0.11	0.11	0.057	ug/L		01/30/26 14:27	1
4-Chloroaniline	<0.11	*+ cn	0.11	0.11	0.057	ug/L		01/30/26 14:27	1
4-Chlorophenyl phenyl ether	<1.1	*+ cn	1.1	1.1	0.57	ug/L		01/30/26 14:27	1
4-Methylphenol	<0.28	cn	0.28	0.28	0.23	ug/L		01/30/26 14:27	1
4-Nitroaniline	<1.1	cn	1.1	1.1	0.57	ug/L		01/30/26 14:27	1
4-Nitrophenol	<5.7	cn	5.7	5.7	1.1	ug/L		01/30/26 14:27	1
Acenaphthene	<0.11	*+ cn	0.11	0.11	0.057	ug/L		01/30/26 14:27	1
Acenaphthylene	<0.11	*+ cn	0.11	0.11	0.057	ug/L		01/30/26 14:27	1
Acetophenone	<1.1	*+ cn	1.1	1.1	0.57	ug/L		01/30/26 14:27	1
Anthracene	<0.11	*+ cn	0.11	0.11	0.057	ug/L		01/30/26 14:27	1
Atrazine	<1.1	*+ cn	1.1	1.1	0.85	ug/L		01/30/26 14:27	1
Benzaldehyde	<1.1	cn	1.1	1.1	0.85	ug/L		01/30/26 14:27	1
Benzo[a]anthracene	<0.050	*+ cn	0.050	0.050	0.020	ug/L		01/30/26 14:27	1
Benzo[a]pyrene	<0.050	cn	0.050	0.050	0.020	ug/L		01/30/26 14:27	1
Benzo[b]fluoranthene	<0.050	cn	0.050	0.050	0.020	ug/L		01/30/26 14:27	1
Benzo[g,h,i]perylene	<0.11	cn	0.11	0.11	0.057	ug/L		01/30/26 14:27	1
Benzo[k]fluoranthene	<0.050	cn	0.050	0.050	0.020	ug/L		01/30/26 14:27	1

Client Sample ID: 2601201110F
Date Collected: 01/20/26 11:10
Date Received: 01/22/26 11:00

Lab Sample ID: 410-262595-1
Matrix: Water

Method: SW846 8270E - Semivolatile Organic Compounds (GC-MS/MS) (Continued)

Analyte	Result	Qualifier	LOQ	LOD	DL	Unit	D	Analyzed	Dil Fac
Bis(2-chloroethoxy)methane	<0.11	*+ cn	0.11	0.11	0.057	ug/L		01/30/26 14:27	1
Bis(2-chloroethyl)ether	<0.11	*+ cn	0.11	0.11	0.057	ug/L		01/30/26 14:27	1
Bis(2-ethylhexyl) phthalate	<1.1	cn	1.1	1.1	0.57	ug/L		01/30/26 14:27	1
Butyl benzyl phthalate	<1.1	cn	1.1	1.1	0.57	ug/L		01/30/26 14:27	1
Caprolactam	<1.1	cn	1.1	1.1	0.57	ug/L		01/30/26 14:27	1
Carbazole	<0.11	*+ cn	0.30	0.11	0.057	ug/L		01/30/26 14:27	1
Chrysene	<0.11	*+ cn	0.11	0.11	0.057	ug/L		01/30/26 14:27	1
Di-n-butyl phthalate	<3.6	cn	3.6	3.6	1.8	ug/L		01/30/26 14:27	1
Di-n-octyl phthalate	<1.1	cn	1.1	1.1	0.57	ug/L		01/30/26 14:27	1
Dibenz(a,h)anthracene	<0.050	cn	0.050	0.050	0.020	ug/L		01/30/26 14:27	1
Dibenzofuran	<0.11	*+ cn	0.11	0.11	0.057	ug/L		01/30/26 14:27	1
Diethyl phthalate	<1.1	*+ cn	1.1	1.1	0.57	ug/L		01/30/26 14:27	1
Dimethyl phthalate	<1.1	*+ cn	1.1	1.1	0.57	ug/L		01/30/26 14:27	1
Fluoranthene	<0.11	cn	0.11	0.11	0.057	ug/L		01/30/26 14:27	1
Fluorene	<0.11	*+ cn	0.11	0.11	0.057	ug/L		01/30/26 14:27	1
Hexachlorobenzene	<0.033	cn	0.033	0.033	0.018	ug/L		01/30/26 14:27	1
Hexachlorobutadiene	<0.11	cn	0.11	0.11	0.057	ug/L		01/30/26 14:27	1
Hexachlorocyclopentadiene	<0.11	cn	0.11	0.11	0.057	ug/L		01/30/26 14:27	1
Hexachloroethane	<0.11	cn	0.11	0.11	0.057	ug/L		01/30/26 14:27	1
Indeno[1,2,3-cd]pyrene	<0.11	cn	0.11	0.11	0.057	ug/L		01/30/26 14:27	1
Isophorone	<0.11	*+ cn	0.11	0.11	0.057	ug/L		01/30/26 14:27	1
N-Nitrosodi-n-propylamine	<0.099	*+ cn	0.099	0.099	0.057	ug/L		01/30/26 14:27	1
N-Nitrosodiphenylamine	<0.11	cn	0.11	0.11	0.057	ug/L		01/30/26 14:27	1
Naphthalene	<0.11	cn	0.11	0.11	0.057	ug/L		01/30/26 14:27	1
Nitrobenzene	<1.1	*+ cn	1.1	1.1	0.57	ug/L		01/30/26 14:27	1
Pentachlorophenol	<1.1	*+ cn	1.1	1.1	0.57	ug/L		01/30/26 14:27	1
Phenanthrene	<0.11	*+ cn	0.11	0.11	0.057	ug/L		01/30/26 14:27	1
Phenol	<1.1	cn	1.1	1.1	0.57	ug/L		01/30/26 14:27	1
Pyrene	<0.11	cn	0.11	0.11	0.057	ug/L		01/30/26 14:27	1
N-Nitrosodimethylamine	<0.57	cn	0.57	0.57	0.17	ug/L		01/30/26 14:27	1

Surrogate	*%Recovery*	*Qualifier*	*Limits*	*Prepared*	*Analyzed*	*Dil Fac*
2-Fluorobiphenyl (Surr)	*114*	*cn*	*44 - 119*	*01/23/26 16:14*	*01/30/26 14:27*	*1*
2-Fluorophenol (Surr)	*93*	*cn*	*19 - 119*	*01/23/26 16:14*	*01/30/26 14:27*	*1*
Nitrobenzene-d5 (Surr)	*142*	*S1+ cn*	*44 - 120*	*01/23/26 16:14*	*01/30/26 14:27*	*1*
p-Terphenyl-d14 (Surr)	*79*	*cn*	*50 - 134*	*01/23/26 16:14*	*01/30/26 14:27*	*1*
2,4,6-Tribromophenol (Surr)	*141*	*S1+ cn*	*43 - 140*	*01/23/26 16:14*	*01/30/26 14:27*	*1*
Phenol-d5 (Surr)	*61*	*cn*	*18 - 61*	*01/23/26 16:14*	*01/30/26 14:27*	*1*

Method: SW846 6020B - Metals (ICP/MS) - Total Recoverable

Analyte	Result	Qualifier	LOQ	LOD	DL	Unit	D	Analyzed	Dil Fac
Arsenic	<1.70		2.00	1.70	0.680	ug/L		01/27/26 17:52	1
Barium	<1.60		2.00	1.60	0.746	ug/L		01/27/26 17:52	1
Cadmium	<0.400		0.500	0.400	0.151	ug/L		01/27/26 17:52	1
Chromium	<1.10		2.00	1.10	0.550	ug/L		01/27/26 17:52	1
Lead	<0.240		0.500	0.240	0.120	ug/L		01/27/26 17:52	1
Selenium	<0.600		1.00	0.600	0.278	ug/L		01/27/26 17:52	1
Silver	<0.300		0.500	0.300	0.100	ug/L		01/27/26 17:52	1

Client Sample ID: 2601201110F

Date Collected: 01/20/26 11:10
Date Received: 01/22/26 11:00

Lab Sample ID: 410-262595-1

Matrix: Water

Method: SW846 7470A - Mercury (CVAA)

Analyte	Result	Qualifier	LOQ	LOD	DL	Unit	D	Analyzed	Dil Fac
Mercury	<0.160		0.200	0.160	0.0870	ug/L		01/28/26 20:48	1

Client Sample ID: 2601201150

Date Collected: 01/20/26 11:50
Date Received: 01/22/26 11:00

Lab Sample ID: 410-262595-2

Matrix: Water

Method: SW846 8260D - Volatile Organic Compounds (GC/MS)

Analyte	Result	Qualifier	LOQ	LOD	DL	Unit	D	Analyzed	Dil Fac
cis-1,3-Dichloropropene	<0.50		1.0	0.50	0.20	ug/L		01/29/26 12:33	1
trans-1,3-Dichloropropene	<0.50		1.0	0.50	0.20	ug/L		01/29/26 12:33	1
Ethylbenzene	<0.80		1.0	0.80	0.40	ug/L		01/29/26 12:33	1
Styrene	<0.60		5.0	0.60	0.30	ug/L		01/29/26 12:33	1
1,4-Dichlorobenzene	<0.60		5.0	0.60	0.30	ug/L		01/29/26 12:33	1
1,2-Dibromoethane	<0.50		1.0	0.50	0.20	ug/L		01/29/26 12:33	1
1,2-Dichloroethane	<0.60		1.0	0.60	0.30	ug/L		01/29/26 12:33	1
1,2,3-Trichlorobenzene	<1.0		5.0	1.0	0.40	ug/L		01/29/26 12:33	1
4-Methyl-2-pentanone (MIBK)	<1.0		10	1.0	0.50	ug/L		01/29/26 12:33	1
1,2,3-Trichloropropane	<0.60		5.0	0.60	0.30	ug/L		01/29/26 12:33	1
Methylcyclohexane	<1.0		5.0	1.0	0.50	ug/L		01/29/26 12:33	1
Toluene	**0.94**	**J**	1.0	0.60	0.30	ug/L		01/29/26 12:33	1
1,2,4-Trimethylbenzene	<2.0		5.0	2.0	1.0	ug/L		01/29/26 12:33	1
Chlorobenzene	<0.60		1.0	0.60	0.30	ug/L		01/29/26 12:33	1
Cyclohexane	<2.0		5.0	2.0	1.0	ug/L		01/29/26 12:33	1
1,2,4-Trichlorobenzene	<1.0		5.0	1.0	0.30	ug/L		01/29/26 12:33	1
Dibromochloromethane	<0.50		1.0	0.50	0.20	ug/L		01/29/26 12:33	1
Xylenes, Total	<0.80		1.0	0.80	0.40	ug/L		01/29/26 12:33	1
Tetrachloroethene	<0.60		1.0	0.60	0.30	ug/L		01/29/26 12:33	1
cis-1,2-Dichloroethene	<0.60		1.0	0.60	0.30	ug/L		01/29/26 12:33	1
trans-1,2-Dichloroethene	<1.4		2.0	1.4	0.70	ug/L		01/29/26 12:33	1
Methyl tert-butyl ether	<0.50		1.0	0.50	0.20	ug/L		01/29/26 12:33	1
1,3-Dichlorobenzene	<1.4		5.0	1.4	0.68	ug/L		01/29/26 12:33	1
Carbon tetrachloride	<0.60		1.0	0.60	0.30	ug/L		01/29/26 12:33	1
1,4-Dioxane	<100		250	100	29	ug/L		01/29/26 12:33	1
2-Hexanone	<1.7		10	1.7	0.85	ug/L		01/29/26 12:33	1
Acetone	<2.0		20	2.0	0.70	ug/L		01/29/26 12:33	1
Chloroform	<0.60		1.0	0.60	0.30	ug/L		01/29/26 12:33	1
Benzene	<0.60		1.0	0.60	0.30	ug/L		01/29/26 12:33	1
1,1,1-Trichloroethane	<0.60		1.0	0.60	0.30	ug/L		01/29/26 12:33	1
Bromomethane	<0.60		1.0	0.60	0.30	ug/L		01/29/26 12:33	1
Chloromethane	<1.1		2.0	1.1	0.55	ug/L		01/29/26 12:33	1
Chloroethane	<0.60		1.0	0.60	0.30	ug/L		01/29/26 12:33	1
Vinyl chloride	<0.60		1.0	0.60	0.30	ug/L		01/29/26 12:33	1
Methylene Chloride	<0.60		1.0	0.60	0.30	ug/L		01/29/26 12:33	1
Carbon disulfide	<0.60		5.0	0.60	0.30	ug/L		01/29/26 12:33	1
Bromoform	<2.0		4.0	2.0	1.0	ug/L		01/29/26 12:33	1
Bromodichloromethane	<0.50		1.0	0.50	0.20	ug/L		01/29/26 12:33	1
1,1-Dichloroethene	<0.60		1.0	0.60	0.30	ug/L		01/29/26 12:33	1
Trichlorofluoromethane	<0.60		1.0	0.60	0.30	ug/L		01/29/26 12:33	1
Dichlorodifluoromethane	<0.60		1.0	0.60	0.30	ug/L		01/29/26 12:33	1
1,1,2-Trichloro-1,2,2-trifluoroethane	<0.60		10	0.60	0.30	ug/L		01/29/26 12:33	1

Client Sample ID: 2601201150

Date Collected: 01/20/26 11:50
Date Received: 01/22/26 11:00

Lab Sample ID: 410-262595-2

Matrix: Water

Method: SW846 8260D - Volatile Organic Compounds (GC/MS) (Continued)

Analyte	Result	Qualifier	LOQ	LOD	DL	Unit	D	Analyzed	Dil Fac
1,2-Dichloropropane	<0.60		1.0	0.60	0.30	ug/L		01/29/26 12:33	1
2-Butanone (MEK)	<1.0		10	1.0	1.0	ug/L		01/29/26 12:33	1
Bromochloromethane	<0.50		5.0	0.50	0.20	ug/L		01/29/26 12:33	1
1,1,2-Trichloroethane	<0.60		1.0	0.60	0.30	ug/L		01/29/26 12:33	1
Trichloroethene	<0.60		1.0	0.60	0.30	ug/L		01/29/26 12:33	1
Methyl acetate	<0.60	^c cn	5.0	0.60	0.30	ug/L		01/29/26 12:33	1
1,1,2,2-Tetrachloroethane	<0.60		1.0	0.60	0.30	ug/L		01/29/26 12:33	1
1,2-Dichlorobenzene	<0.50		5.0	0.50	0.20	ug/L		01/29/26 12:33	1
1,2-Dibromo-3-Chloropropane	<1.0		5.0	1.0	0.30	ug/L		01/29/26 12:33	1
Isopropylbenzene	<0.60		5.0	0.60	0.30	ug/L		01/29/26 12:33	1
m-Xylene & p-Xylene	<4.0		5.0	4.0	2.0	ug/L		01/29/26 12:33	1
o-Xylene	<0.80		1.0	0.80	0.40	ug/L		01/29/26 12:33	1

Surrogate	*%Recovery*	*Qualifier*	*Limits*	*Prepared*	*Analyzed*	*Dil Fac*
1,2-Dichloroethane-d4 (Surr)	*103*		*81 - 118*		*01/29/26 12:33*	*1*
Dibromofluoromethane (Surr)	*105*		*80 - 119*		*01/29/26 12:33*	*1*
4-Bromofluorobenzene (Surr)	*93*		*85 - 114*		*01/29/26 12:33*	*1*
Toluene-d8 (Surr)	*94*		*89 - 112*		*01/29/26 12:33*	*1*

Method: SW846 8270E - Semivolatile Organic Compounds (GC-MS/MS)

Analyte	Result	Qualifier	LOQ	LOD	DL	Unit	D	Analyzed	Dil Fac
1,1'-Biphenyl	<0.11	cn	0.11	0.11	0.057	ug/L		01/30/26 14:58	1
2,2'-oxybis[1-chloropropane]	<1.1	cn	1.1	1.1	0.57	ug/L		01/30/26 14:58	1
2,4,5-Trichlorophenol	<0.11	cn	0.11	0.11	0.057	ug/L		01/30/26 14:58	1
2,4,6-Trichlorophenol	<0.11	cn	0.11	0.11	0.057	ug/L		01/30/26 14:58	1
2,4-Dichlorophenol	<0.11	*+ cn	0.11	0.11	0.057	ug/L		01/30/26 14:58	1
2,4-Dimethylphenol	<0.11	cn	0.11	0.11	0.057	ug/L		01/30/26 14:58	1
2,4-Dinitrophenol	<5.7	^c *- cn	5.7	5.7	1.1	ug/L		01/30/26 14:58	1
2,4-Dinitrotoluene	<1.1	^c cn	1.1	1.1	0.57	ug/L		01/30/26 14:58	1
2,6-Dinitrotoluene	<0.48	*+ cn	0.48	0.48	0.33	ug/L		01/30/26 14:58	1
2-Chloronaphthalene	<0.11	cn	0.11	0.11	0.057	ug/L		01/30/26 14:58	1
2-Chlorophenol	<0.11	*+ cn	0.11	0.11	0.057	ug/L		01/30/26 14:58	1
2-Methylnaphthalene	<0.11	cn	0.11	0.11	0.057	ug/L		01/30/26 14:58	1
2-Methylphenol	<0.28	cn	0.28	0.28	0.23	ug/L		01/30/26 14:58	1
2-Nitroaniline	<1.1	cn	1.1	1.1	0.57	ug/L		01/30/26 14:58	1
2-Nitrophenol	<0.11	^c *+ cn	0.11	0.11	0.057	ug/L		01/30/26 14:58	1
3,3'-Dichlorobenzidine	<0.11	*+ cn	0.11	0.11	0.057	ug/L		01/30/26 14:58	1
3-Nitroaniline	<1.1	*+ cn	1.1	1.1	0.57	ug/L		01/30/26 14:58	1
4,6-Dinitro-2-methylphenol	<0.70	^c cn	0.70	0.70	0.57	ug/L		01/30/26 14:58	1
4-Bromophenyl phenyl ether	<0.11	cn	0.11	0.11	0.057	ug/L		01/30/26 14:58	1
4-Chloro-3-methylphenol	<0.11	*+ cn	0.11	0.11	0.057	ug/L		01/30/26 14:58	1
4-Chloroaniline	<0.11	*+ cn	0.11	0.11	0.057	ug/L		01/30/26 14:58	1
4-Chlorophenyl phenyl ether	<1.1	*+ cn	1.1	1.1	0.57	ug/L		01/30/26 14:58	1
4-Methylphenol	<0.28	M cn	0.28	0.28	0.23	ug/L		01/30/26 14:58	1
4-Nitroaniline	<1.1	cn	1.1	1.1	0.57	ug/L		01/30/26 14:58	1
4-Nitrophenol	<5.7	cn	5.7	5.7	1.1	ug/L		01/30/26 14:58	1
Acenaphthene	<0.11	*+ cn	0.11	0.11	0.057	ug/L		01/30/26 14:58	1
Acenaphthylene	<0.11	*+ cn	0.11	0.11	0.057	ug/L		01/30/26 14:58	1
Acetophenone	<1.1	*+ cn	1.1	1.1	0.57	ug/L		01/30/26 14:58	1
Anthracene	<0.11	*+ cn	0.11	0.11	0.057	ug/L		01/30/26 14:58	1

Client Sample ID: 2601201150

Date Collected: 01/20/26 11:50
Date Received: 01/22/26 11:00

Lab Sample ID: 410-262595-2

Matrix: Water

Method: SW846 8270E - Semivolatile Organic Compounds (GC-MS/MS) (Continued)

Analyte	Result	Qualifier	LOQ	LOD	DL	Unit	D	Analyzed	Dil Fac
Atrazine	<1.1	*+ cn	1.1	1.1	0.85	ug/L		01/30/26 14:58	1
Benzaldehyde	<1.1	cn	1.1	1.1	0.85	ug/L		01/30/26 14:58	1
Benzo[a]anthracene	<0.050	*+ cn	0.050	0.050	0.020	ug/L		01/30/26 14:58	1
Benzo[a]pyrene	<0.050	cn	0.050	0.050	0.020	ug/L		01/30/26 14:58	1
Benzo[b]fluoranthene	<0.050	cn	0.050	0.050	0.020	ug/L		01/30/26 14:58	1
Benzo[g,h,i]perylene	<0.11	cn	0.11	0.11	0.057	ug/L		01/30/26 14:58	1
Benzo[k]fluoranthene	<0.050	cn	0.050	0.050	0.020	ug/L		01/30/26 14:58	1
Bis(2-chloroethoxy)methane	<0.11	*+ cn	0.11	0.11	0.057	ug/L		01/30/26 14:58	1
Bis(2-chloroethyl)ether	<0.11	*+ cn	0.11	0.11	0.057	ug/L		01/30/26 14:58	1
Bis(2-ethylhexyl) phthalate	<1.1	cn	1.1	1.1	0.57	ug/L		01/30/26 14:58	1
Butyl benzyl phthalate	<1.1	cn	1.1	1.1	0.57	ug/L		01/30/26 14:58	1
Caprolactam	<1.1	cn	1.1	1.1	0.57	ug/L		01/30/26 14:58	1
Carbazole	<0.11	*+ cn	0.30	0.11	0.057	ug/L		01/30/26 14:58	1
Chrysene	<0.11	*+ cn	0.11	0.11	0.057	ug/L		01/30/26 14:58	1
Di-n-butyl phthalate	<3.6	cn	3.6	3.6	1.8	ug/L		01/30/26 14:58	1
Di-n-octyl phthalate	<1.1	cn	1.1	1.1	0.57	ug/L		01/30/26 14:58	1
Dibenz(a,h)anthracene	<0.050	cn	0.050	0.050	0.020	ug/L		01/30/26 14:58	1
Dibenzofuran	<0.11	*+ cn	0.11	0.11	0.057	ug/L		01/30/26 14:58	1
Diethyl phthalate	<1.1	*+ cn	1.1	1.1	0.57	ug/L		01/30/26 14:58	1
Dimethyl phthalate	<1.1	*+ cn	1.1	1.1	0.57	ug/L		01/30/26 14:58	1
Fluoranthene	<0.11	cn	0.11	0.11	0.057	ug/L		01/30/26 14:58	1
Fluorene	<0.11	*+ cn	0.11	0.11	0.057	ug/L		01/30/26 14:58	1
Hexachlorobenzene	<0.033	cn	0.033	0.033	0.018	ug/L		01/30/26 14:58	1
Hexachlorobutadiene	<0.11	cn	0.11	0.11	0.057	ug/L		01/30/26 14:58	1
Hexachlorocyclopentadiene	<0.11	cn	0.11	0.11	0.057	ug/L		01/30/26 14:58	1
Hexachloroethane	<0.11	cn	0.11	0.11	0.057	ug/L		01/30/26 14:58	1
Indeno[1,2,3-cd]pyrene	<0.11	cn	0.11	0.11	0.057	ug/L		01/30/26 14:58	1
Isophorone	<0.11	*+ cn	0.11	0.11	0.057	ug/L		01/30/26 14:58	1
N-Nitrosodi-n-propylamine	<0.099	*+ cn	0.099	0.099	0.057	ug/L		01/30/26 14:58	1
N-Nitrosodiphenylamine	<0.11	cn	0.11	0.11	0.057	ug/L		01/30/26 14:58	1
Naphthalene	<0.11	cn	0.11	0.11	0.057	ug/L		01/30/26 14:58	1
Nitrobenzene	<1.1	*+ cn	1.1	1.1	0.57	ug/L		01/30/26 14:58	1
Pentachlorophenol	<1.1	*+ cn	1.1	1.1	0.57	ug/L		01/30/26 14:58	1
Phenanthrene	<0.11	*+ cn	0.11	0.11	0.057	ug/L		01/30/26 14:58	1
Phenol	<1.1	cn	1.1	1.1	0.57	ug/L		01/30/26 14:58	1
Pyrene	<0.11	cn	0.11	0.11	0.057	ug/L		01/30/26 14:58	1
N-Nitrosodimethylamine	<0.57	cn	0.57	0.57	0.17	ug/L		01/30/26 14:58	1

Surrogate	*%Recovery*	*Qualifier*	*Limits*	*Prepared*	*Analyzed*	*Dil Fac*
2-Fluorobiphenyl (Surr)	*118*	*cn*	*44 - 119*	*01/23/26 16:14*	*01/30/26 14:58*	*1*
2-Fluorophenol (Surr)	*94*	*cn*	*19 - 119*	*01/23/26 16:14*	*01/30/26 14:58*	*1*
Nitrobenzene-d5 (Surr)	*138*	*S1+ cn*	*44 - 120*	*01/23/26 16:14*	*01/30/26 14:58*	*1*
p-Terphenyl-d14 (Surr)	*77*	*cn*	*50 - 134*	*01/23/26 16:14*	*01/30/26 14:58*	*1*
2,4,6-Tribromophenol (Surr)	*149*	*S1+ cn*	*43 - 140*	*01/23/26 16:14*	*01/30/26 14:58*	*1*
Phenol-d5 (Surr)	*61*	*cn*	*18 - 61*	*01/23/26 16:14*	*01/30/26 14:58*	*1*

Method: SW846 6020B - Metals (ICP/MS) - Total Recoverable

Analyte	Result	Qualifier	LOQ	LOD	DL	Unit	D	Analyzed	Dil Fac
Arsenic	**0.685**	**J**	2.00	1.70	0.680	ug/L		01/27/26 17:54	1
Barium	**34.1**		2.00	1.60	0.746	ug/L		01/27/26 17:54	1

Client Sample ID: 2601201150

Date Collected: 01/20/26 11:50
Date Received: 01/22/26 11:00

Lab Sample ID: 410-262595-2

Matrix: Water

Method: SW846 6020B - Metals (ICP/MS) - Total Recoverable (Continued)

Analyte	Result	Qualifier	LOQ	LOD	DL	Unit	D	Analyzed	Dil Fac
Cadmium	<0.400		0.500	0.400	0.151	ug/L		01/27/26 17:54	1
Chromium	<1.10		2.00	1.10	0.550	ug/L		01/27/26 17:54	1
Lead	**0.234**	**J**	0.500	0.240	0.120	ug/L		01/27/26 17:54	1
Selenium	**1.83**		1.00	0.600	0.278	ug/L		01/27/26 17:54	1
Silver	<0.300		0.500	0.300	0.100	ug/L		01/27/26 17:54	1

Method: SW846 7470A - Mercury (CVAA)

Analyte	Result	Qualifier	LOQ	LOD	DL	Unit	D	Analyzed	Dil Fac
Mercury	<0.160		0.200	0.160	0.0870	ug/L		01/28/26 20:50	1

Client Sample ID: 2601201150D

Date Collected: 01/20/26 11:50
Date Received: 01/22/26 11:00

Lab Sample ID: 410-262595-3

Matrix: Water

Method: SW846 8260D - Volatile Organic Compounds (GC/MS)

Analyte	Result	Qualifier	LOQ	LOD	DL	Unit	D	Analyzed	Dil Fac
cis-1,3-Dichloropropene	<0.50		1.0	0.50	0.20	ug/L		01/29/26 12:54	1
trans-1,3-Dichloropropene	<0.50		1.0	0.50	0.20	ug/L		01/29/26 12:54	1
Ethylbenzene	<0.80		1.0	0.80	0.40	ug/L		01/29/26 12:54	1
Styrene	<0.60		5.0	0.60	0.30	ug/L		01/29/26 12:54	1
1,4-Dichlorobenzene	<0.60		5.0	0.60	0.30	ug/L		01/29/26 12:54	1
1,2-Dibromoethane	<0.50		1.0	0.50	0.20	ug/L		01/29/26 12:54	1
1,2-Dichloroethane	<0.60		1.0	0.60	0.30	ug/L		01/29/26 12:54	1
1,2,3-Trichlorobenzene	<1.0		5.0	1.0	0.40	ug/L		01/29/26 12:54	1
4-Methyl-2-pentanone (MIBK)	<1.0		10	1.0	0.50	ug/L		01/29/26 12:54	1
1,2,3-Trichloropropane	<0.60		5.0	0.60	0.30	ug/L		01/29/26 12:54	1
Methylcyclohexane	<1.0		5.0	1.0	0.50	ug/L		01/29/26 12:54	1
Toluene	**1.0**		1.0	0.60	0.30	ug/L		01/29/26 12:54	1
1,2,4-Trimethylbenzene	<2.0		5.0	2.0	1.0	ug/L		01/29/26 12:54	1
Chlorobenzene	<0.60		1.0	0.60	0.30	ug/L		01/29/26 12:54	1
Cyclohexane	<2.0		5.0	2.0	1.0	ug/L		01/29/26 12:54	1
1,2,4-Trichlorobenzene	<1.0		5.0	1.0	0.30	ug/L		01/29/26 12:54	1
Dibromochloromethane	<0.50		1.0	0.50	0.20	ug/L		01/29/26 12:54	1
Xylenes, Total	<0.80		1.0	0.80	0.40	ug/L		01/29/26 12:54	1
Tetrachloroethene	<0.60		1.0	0.60	0.30	ug/L		01/29/26 12:54	1
cis-1,2-Dichloroethene	<0.60		1.0	0.60	0.30	ug/L		01/29/26 12:54	1
trans-1,2-Dichloroethene	<1.4		2.0	1.4	0.70	ug/L		01/29/26 12:54	1
Methyl tert-butyl ether	<0.50		1.0	0.50	0.20	ug/L		01/29/26 12:54	1
1,3-Dichlorobenzene	<1.4		5.0	1.4	0.68	ug/L		01/29/26 12:54	1
Carbon tetrachloride	<0.60		1.0	0.60	0.30	ug/L		01/29/26 12:54	1
1,4-Dioxane	<100		250	100	29	ug/L		01/29/26 12:54	1
2-Hexanone	<1.7		10	1.7	0.85	ug/L		01/29/26 12:54	1
Acetone	<2.0		20	2.0	0.70	ug/L		01/29/26 12:54	1
Chloroform	<0.60		1.0	0.60	0.30	ug/L		01/29/26 12:54	1
Benzene	<0.60		1.0	0.60	0.30	ug/L		01/29/26 12:54	1
1,1,1-Trichloroethane	<0.60		1.0	0.60	0.30	ug/L		01/29/26 12:54	1
Bromomethane	<0.60		1.0	0.60	0.30	ug/L		01/29/26 12:54	1
Chloromethane	<1.1		2.0	1.1	0.55	ug/L		01/29/26 12:54	1
Chloroethane	<0.60		1.0	0.60	0.30	ug/L		01/29/26 12:54	1
Vinyl chloride	<0.60		1.0	0.60	0.30	ug/L		01/29/26 12:54	1

Client Sample ID: 2601201150D
Date Collected: 01/20/26 11:50
Date Received: 01/22/26 11:00

Lab Sample ID: 410-262595-3
Matrix: Water

Method: SW846 8260D - Volatile Organic Compounds (GC/MS) (Continued)

Analyte	Result	Qualifier	LOQ	LOD	DL	Unit	D	Analyzed	Dil Fac
Methylene Chloride	<0.60		1.0	0.60	0.30	ug/L		01/29/26 12:54	1
Carbon disulfide	<0.60		5.0	0.60	0.30	ug/L		01/29/26 12:54	1
Bromoform	<2.0		4.0	2.0	1.0	ug/L		01/29/26 12:54	1
Bromodichloromethane	<0.50		1.0	0.50	0.20	ug/L		01/29/26 12:54	1
1,1-Dichloroethene	<0.60		1.0	0.60	0.30	ug/L		01/29/26 12:54	1
Trichlorofluoromethane	<0.60		1.0	0.60	0.30	ug/L		01/29/26 12:54	1
Dichlorodifluoromethane	<0.60		1.0	0.60	0.30	ug/L		01/29/26 12:54	1
1,1,2-Trichloro-1,2,2-trifluoroethane	<0.60		10	0.60	0.30	ug/L		01/29/26 12:54	1
1,2-Dichloropropane	<0.60		1.0	0.60	0.30	ug/L		01/29/26 12:54	1
2-Butanone (MEK)	<1.0		10	1.0	1.0	ug/L		01/29/26 12:54	1
Bromochloromethane	<0.50		5.0	0.50	0.20	ug/L		01/29/26 12:54	1
1,1,2-Trichloroethane	<0.60		1.0	0.60	0.30	ug/L		01/29/26 12:54	1
Trichloroethene	<0.60		1.0	0.60	0.30	ug/L		01/29/26 12:54	1
Methyl acetate	<0.60	^c cn	5.0	0.60	0.30	ug/L		01/29/26 12:54	1
1,1,2,2-Tetrachloroethane	<0.60		1.0	0.60	0.30	ug/L		01/29/26 12:54	1
1,2-Dichlorobenzene	<0.50		5.0	0.50	0.20	ug/L		01/29/26 12:54	1
1,2-Dibromo-3-Chloropropane	<1.0		5.0	1.0	0.30	ug/L		01/29/26 12:54	1
Isopropylbenzene	<0.60		5.0	0.60	0.30	ug/L		01/29/26 12:54	1
m-Xylene & p-Xylene	<4.0		5.0	4.0	2.0	ug/L		01/29/26 12:54	1
o-Xylene	<0.80		1.0	0.80	0.40	ug/L		01/29/26 12:54	1

Surrogate	*%Recovery*	*Qualifier*	*Limits*	*Prepared*	*Analyzed*	*Dil Fac*
1,2-Dichloroethane-d4 (Surr)	*104*		*81 - 118*		*01/29/26 12:54*	*1*
Dibromofluoromethane (Surr)	*105*		*80 - 119*		*01/29/26 12:54*	*1*
4-Bromofluorobenzene (Surr)	*91*		*85 - 114*		*01/29/26 12:54*	*1*
Toluene-d8 (Surr)	*94*		*89 - 112*		*01/29/26 12:54*	*1*

Method: SW846 8270E - Semivolatile Organic Compounds (GC-MS/MS)

Analyte	Result	Qualifier	LOQ	LOD	DL	Unit	D	Analyzed	Dil Fac
1,1'-Biphenyl	<0.11	cn	0.11	0.11	0.057	ug/L		01/30/26 15:28	1
2,2'-oxybis[1-chloropropane]	<1.1	cn	1.1	1.1	0.57	ug/L		01/30/26 15:28	1
2,4,5-Trichlorophenol	<0.11	cn	0.11	0.11	0.057	ug/L		01/30/26 15:28	1
2,4,6-Trichlorophenol	<0.11	cn	0.11	0.11	0.057	ug/L		01/30/26 15:28	1
2,4-Dichlorophenol	<0.11	*+ cn	0.11	0.11	0.057	ug/L		01/30/26 15:28	1
2,4-Dimethylphenol	<0.11	cn	0.11	0.11	0.057	ug/L		01/30/26 15:28	1
2,4-Dinitrophenol	<5.7	^c *- cn	5.7	5.7	1.1	ug/L		01/30/26 15:28	1
2,4-Dinitrotoluene	<1.1	^c cn	1.1	1.1	0.57	ug/L		01/30/26 15:28	1
2,6-Dinitrotoluene	<0.48	*+ cn	0.48	0.48	0.33	ug/L		01/30/26 15:28	1
2-Chloronaphthalene	<0.11	cn	0.11	0.11	0.057	ug/L		01/30/26 15:28	1
2-Chlorophenol	<0.11	*+ cn	0.11	0.11	0.057	ug/L		01/30/26 15:28	1
2-Methylnaphthalene	<0.11	cn	0.11	0.11	0.057	ug/L		01/30/26 15:28	1
2-Methylphenol	<0.28	cn	0.28	0.28	0.23	ug/L		01/30/26 15:28	1
2-Nitroaniline	<1.1	cn	1.1	1.1	0.57	ug/L		01/30/26 15:28	1
2-Nitrophenol	<0.11	^c *+ cn	0.11	0.11	0.057	ug/L		01/30/26 15:28	1
3,3'-Dichlorobenzidine	<0.11	*+ cn	0.11	0.11	0.057	ug/L		01/30/26 15:28	1
3-Nitroaniline	<1.1	*+ cn	1.1	1.1	0.57	ug/L		01/30/26 15:28	1
4,6-Dinitro-2-methylphenol	<0.70	^c cn	0.70	0.70	0.57	ug/L		01/30/26 15:28	1
4-Bromophenyl phenyl ether	<0.11	cn	0.11	0.11	0.057	ug/L		01/30/26 15:28	1
4-Chloro-3-methylphenol	<0.11	*+ cn	0.11	0.11	0.057	ug/L		01/30/26 15:28	1
4-Chloroaniline	<0.11	*+ cn	0.11	0.11	0.057	ug/L		01/30/26 15:28	1

Client: Tetra Tech Inc
Project/Site: WSTF 600C-004-GW

Job ID: 410-262595-1

Client Sample ID: 2601201150D

Date Collected: 01/20/26 11:50
Date Received: 01/22/26 11:00

Lab Sample ID: 410-262595-3

Matrix: Water

Method: SW846 8270E - Semivolatile Organic Compounds (GC-MS/MS) (Continued)

Analyte	Result	Qualifier	LOQ	LOD	DL	Unit	D	Analyzed	Dil Fac
4-Chlorophenyl phenyl ether	<1.1	*+ cn	1.1	1.1	0.57	ug/L		01/30/26 15:28	1
4-Methylphenol	<0.28	M cn	0.28	0.28	0.23	ug/L		01/30/26 15:28	1
4-Nitroaniline	<1.1	cn	1.1	1.1	0.57	ug/L		01/30/26 15:28	1
4-Nitrophenol	<5.7	cn	5.7	5.7	1.1	ug/L		01/30/26 15:28	1
Acenaphthene	<0.11	*+ cn	0.11	0.11	0.057	ug/L		01/30/26 15:28	1
Acenaphthylene	<0.11	*+ cn	0.11	0.11	0.057	ug/L		01/30/26 15:28	1
Acetophenone	<1.1	*+ cn	1.1	1.1	0.57	ug/L		01/30/26 15:28	1
Anthracene	<0.11	*+ cn	0.11	0.11	0.057	ug/L		01/30/26 15:28	1
Atrazine	<1.1	*+ cn	1.1	1.1	0.85	ug/L		01/30/26 15:28	1
Benzaldehyde	<1.1	cn	1.1	1.1	0.85	ug/L		01/30/26 15:28	1
Benzo[a]anthracene	<0.050	*+ cn	0.050	0.050	0.020	ug/L		01/30/26 15:28	1
Benzo[a]pyrene	<0.050	cn	0.050	0.050	0.020	ug/L		01/30/26 15:28	1
Benzo[b]fluoranthene	<0.050	cn	0.050	0.050	0.020	ug/L		01/30/26 15:28	1
Benzo[g,h,i]perylene	<0.11	cn	0.11	0.11	0.057	ug/L		01/30/26 15:28	1
Benzo[k]fluoranthene	<0.050	cn	0.050	0.050	0.020	ug/L		01/30/26 15:28	1
Bis(2-chloroethoxy)methane	<0.11	*+ cn	0.11	0.11	0.057	ug/L		01/30/26 15:28	1
Bis(2-chloroethyl)ether	<0.11	*+ cn	0.11	0.11	0.057	ug/L		01/30/26 15:28	1
Bis(2-ethylhexyl) phthalate	<1.1	cn	1.1	1.1	0.57	ug/L		01/30/26 15:28	1
Butyl benzyl phthalate	<1.1	cn	1.1	1.1	0.57	ug/L		01/30/26 15:28	1
Caprolactam	**0.67**	**J I cn**	1.1	1.1	0.57	ug/L		01/30/26 15:28	1
Carbazole	<0.11	*+ cn	0.30	0.11	0.057	ug/L		01/30/26 15:28	1
Chrysene	<0.11	*+ cn	0.11	0.11	0.057	ug/L		01/30/26 15:28	1
Di-n-butyl phthalate	<3.6	cn	3.6	3.6	1.8	ug/L		01/30/26 15:28	1
Di-n-octyl phthalate	<1.1	cn	1.1	1.1	0.57	ug/L		01/30/26 15:28	1
Dibenz(a,h)anthracene	<0.050	cn	0.050	0.050	0.020	ug/L		01/30/26 15:28	1
Dibenzofuran	<0.11	*+ cn	0.11	0.11	0.057	ug/L		01/30/26 15:28	1
Diethyl phthalate	<1.1	*+ cn	1.1	1.1	0.57	ug/L		01/30/26 15:28	1
Dimethyl phthalate	<1.1	*+ cn	1.1	1.1	0.57	ug/L		01/30/26 15:28	1
Fluoranthene	<0.11	cn	0.11	0.11	0.057	ug/L		01/30/26 15:28	1
Fluorene	<0.11	*+ cn	0.11	0.11	0.057	ug/L		01/30/26 15:28	1
Hexachlorobenzene	<0.033	cn	0.033	0.033	0.018	ug/L		01/30/26 15:28	1
Hexachlorobutadiene	<0.11	cn	0.11	0.11	0.057	ug/L		01/30/26 15:28	1
Hexachlorocyclopentadiene	<0.11	cn	0.11	0.11	0.057	ug/L		01/30/26 15:28	1
Hexachloroethane	<0.11	cn	0.11	0.11	0.057	ug/L		01/30/26 15:28	1
Indeno[1,2,3-cd]pyrene	<0.11	cn	0.11	0.11	0.057	ug/L		01/30/26 15:28	1
Isophorone	<0.11	*+ cn	0.11	0.11	0.057	ug/L		01/30/26 15:28	1
N-Nitrosodi-n-propylamine	<0.099	*+ cn	0.099	0.099	0.057	ug/L		01/30/26 15:28	1
N-Nitrosodiphenylamine	<0.11	cn	0.11	0.11	0.057	ug/L		01/30/26 15:28	1
Naphthalene	<0.11	cn	0.11	0.11	0.057	ug/L		01/30/26 15:28	1
Nitrobenzene	<1.1	*+ cn	1.1	1.1	0.57	ug/L		01/30/26 15:28	1
Pentachlorophenol	<1.1	*+ cn	1.1	1.1	0.57	ug/L		01/30/26 15:28	1
Phenanthrene	<0.11	*+ cn	0.11	0.11	0.057	ug/L		01/30/26 15:28	1
Phenol	<1.1	cn	1.1	1.1	0.57	ug/L		01/30/26 15:28	1
Pyrene	<0.11	cn	0.11	0.11	0.057	ug/L		01/30/26 15:28	1
N-Nitrosodimethylamine	<0.57	cn	0.57	0.57	0.17	ug/L		01/30/26 15:28	1

Surrogate	*%Recovery*	*Qualifier*	*Limits*	*Prepared*	*Analyzed*	*Dil Fac*
2-Fluorobiphenyl (Surr)	*119*	*cn*	*44 - 119*	*01/23/26 16:14*	*01/30/26 15:28*	*1*
2-Fluorophenol (Surr)	*91*	*cn*	*19 - 119*	*01/23/26 16:14*	*01/30/26 15:28*	*1*
Nitrobenzene-d5 (Surr)	*140*	*S1+ cn*	*44 - 120*	*01/23/26 16:14*	*01/30/26 15:28*	*1*

Client Sample ID: 2601201150D

Date Collected: 01/20/26 11:50
Date Received: 01/22/26 11:00

Lab Sample ID: 410-262595-3

Matrix: Water

Method: SW846 8270E - Semivolatile Organic Compounds (GC-MS/MS) (Continued)

Surrogate	*%Recovery*	*Qualifier*	*Limits*	*Prepared*	*Analyzed*	*Dil Fac*
p-Terphenyl-d14 (Surr)	*72*	*cn*	*50 - 134*	*01/23/26 16:14*	*01/30/26 15:28*	*1*
2,4,6-Tribromophenol (Surr)	*150*	*S1+ cn*	*43 - 140*	*01/23/26 16:14*	*01/30/26 15:28*	*1*
Phenol-d5 (Surr)	*62*	*S1+ cn*	*18 - 61*	*01/23/26 16:14*	*01/30/26 15:28*	*1*

Method: SW846 6020B - Metals (ICP/MS) - Total Recoverable

Analyte	Result	Qualifier	LOQ	LOD	DL	Unit	D	Analyzed	Dil Fac
Arsenic	**0.687**	**J**	2.00	1.70	0.680	ug/L		01/27/26 17:56	1
Barium	**34.5**		2.00	1.60	0.746	ug/L		01/27/26 17:56	1
Cadmium	<0.400		0.500	0.400	0.151	ug/L		01/27/26 17:56	1
Chromium	<1.10		2.00	1.10	0.550	ug/L		01/27/26 17:56	1
Lead	**0.329**	**J**	0.500	0.240	0.120	ug/L		01/27/26 17:56	1
Selenium	**1.92**		1.00	0.600	0.278	ug/L		01/29/26 13:16	1
Silver	<0.300		0.500	0.300	0.100	ug/L		01/27/26 17:56	1

Method: SW846 7470A - Mercury (CVAA)

Analyte	Result	Qualifier	LOQ	LOD	DL	Unit	D	Analyzed	Dil Fac
Mercury	<0.160		0.200	0.160	0.0870	ug/L		01/28/26 20:52	1

Client Sample ID: 2601201215E

Date Collected: 01/20/26 12:15
Date Received: 01/22/26 11:00

Lab Sample ID: 410-262595-4

Matrix: Water

Method: SW846 8260D - Volatile Organic Compounds (GC/MS)

Analyte	Result	Qualifier	LOQ	LOD	DL	Unit	D	Analyzed	Dil Fac
cis-1,3-Dichloropropene	<0.50		1.0	0.50	0.20	ug/L		01/29/26 13:14	1
trans-1,3-Dichloropropene	<0.50		1.0	0.50	0.20	ug/L		01/29/26 13:14	1
Ethylbenzene	<0.80		1.0	0.80	0.40	ug/L		01/29/26 13:14	1
Styrene	<0.60		5.0	0.60	0.30	ug/L		01/29/26 13:14	1
1,4-Dichlorobenzene	<0.60		5.0	0.60	0.30	ug/L		01/29/26 13:14	1
1,2-Dibromoethane	<0.50		1.0	0.50	0.20	ug/L		01/29/26 13:14	1
1,2-Dichloroethane	<0.60		1.0	0.60	0.30	ug/L		01/29/26 13:14	1
1,2,3-Trichlorobenzene	<1.0		5.0	1.0	0.40	ug/L		01/29/26 13:14	1
4-Methyl-2-pentanone (MIBK)	<1.0		10	1.0	0.50	ug/L		01/29/26 13:14	1
1,2,3-Trichloropropane	<0.60		5.0	0.60	0.30	ug/L		01/29/26 13:14	1
Methylcyclohexane	<1.0		5.0	1.0	0.50	ug/L		01/29/26 13:14	1
Toluene	<0.60		1.0	0.60	0.30	ug/L		01/29/26 13:14	1
1,2,4-Trimethylbenzene	<2.0		5.0	2.0	1.0	ug/L		01/29/26 13:14	1
Chlorobenzene	<0.60		1.0	0.60	0.30	ug/L		01/29/26 13:14	1
Cyclohexane	<2.0		5.0	2.0	1.0	ug/L		01/29/26 13:14	1
1,2,4-Trichlorobenzene	<1.0		5.0	1.0	0.30	ug/L		01/29/26 13:14	1
Dibromochloromethane	<0.50		1.0	0.50	0.20	ug/L		01/29/26 13:14	1
Xylenes, Total	<0.80		1.0	0.80	0.40	ug/L		01/29/26 13:14	1
Tetrachloroethene	<0.60		1.0	0.60	0.30	ug/L		01/29/26 13:14	1
cis-1,2-Dichloroethene	<0.60		1.0	0.60	0.30	ug/L		01/29/26 13:14	1
trans-1,2-Dichloroethene	<1.4		2.0	1.4	0.70	ug/L		01/29/26 13:14	1
Methyl tert-butyl ether	<0.50		1.0	0.50	0.20	ug/L		01/29/26 13:14	1
1,3-Dichlorobenzene	<1.4		5.0	1.4	0.68	ug/L		01/29/26 13:14	1
Carbon tetrachloride	<0.60		1.0	0.60	0.30	ug/L		01/29/26 13:14	1
1,4-Dioxane	<100		250	100	29	ug/L		01/29/26 13:14	1
2-Hexanone	<1.7		10	1.7	0.85	ug/L		01/29/26 13:14	1

Client Sample ID: 2601201215E

Date Collected: 01/20/26 12:15
Date Received: 01/22/26 11:00

Lab Sample ID: 410-262595-4

Matrix: Water

Method: SW846 8260D - Volatile Organic Compounds (GC/MS) (Continued)

Analyte	Result	Qualifier	LOQ	LOD	DL	Unit	D	Analyzed	Dil Fac
Acetone	**0.90**	**J M**	20	2.0	0.70	ug/L		01/29/26 13:14	1
Chloroform	<0.60		1.0	0.60	0.30	ug/L		01/29/26 13:14	1
Benzene	<0.60		1.0	0.60	0.30	ug/L		01/29/26 13:14	1
1,1,1-Trichloroethane	<0.60		1.0	0.60	0.30	ug/L		01/29/26 13:14	1
Bromomethane	<0.60		1.0	0.60	0.30	ug/L		01/29/26 13:14	1
Chloromethane	<1.1		2.0	1.1	0.55	ug/L		01/29/26 13:14	1
Chloroethane	<0.60		1.0	0.60	0.30	ug/L		01/29/26 13:14	1
Vinyl chloride	<0.60		1.0	0.60	0.30	ug/L		01/29/26 13:14	1
Methylene Chloride	<0.60		1.0	0.60	0.30	ug/L		01/29/26 13:14	1
Carbon disulfide	<0.60		5.0	0.60	0.30	ug/L		01/29/26 13:14	1
Bromoform	<2.0		4.0	2.0	1.0	ug/L		01/29/26 13:14	1
Bromodichloromethane	<0.50		1.0	0.50	0.20	ug/L		01/29/26 13:14	1
1,1-Dichloroethene	<0.60		1.0	0.60	0.30	ug/L		01/29/26 13:14	1
Trichlorofluoromethane	<0.60		1.0	0.60	0.30	ug/L		01/29/26 13:14	1
Dichlorodifluoromethane	<0.60		1.0	0.60	0.30	ug/L		01/29/26 13:14	1
1,1,2-Trichloro-1,2,2-trifluoroethane	<0.60		10	0.60	0.30	ug/L		01/29/26 13:14	1
1,2-Dichloropropane	<0.60		1.0	0.60	0.30	ug/L		01/29/26 13:14	1
2-Butanone (MEK)	<1.0		10	1.0	1.0	ug/L		01/29/26 13:14	1
Bromochloromethane	<0.50		5.0	0.50	0.20	ug/L		01/29/26 13:14	1
1,1,2-Trichloroethane	<0.60		1.0	0.60	0.30	ug/L		01/29/26 13:14	1
Trichloroethene	<0.60		1.0	0.60	0.30	ug/L		01/29/26 13:14	1
Methyl acetate	<0.60	^c cn	5.0	0.60	0.30	ug/L		01/29/26 13:14	1
1,1,2,2-Tetrachloroethane	<0.60		1.0	0.60	0.30	ug/L		01/29/26 13:14	1
1,2-Dichlorobenzene	<0.50		5.0	0.50	0.20	ug/L		01/29/26 13:14	1
1,2-Dibromo-3-Chloropropane	<1.0		5.0	1.0	0.30	ug/L		01/29/26 13:14	1
Isopropylbenzene	<0.60		5.0	0.60	0.30	ug/L		01/29/26 13:14	1
m-Xylene & p-Xylene	<4.0		5.0	4.0	2.0	ug/L		01/29/26 13:14	1
o-Xylene	<0.80		1.0	0.80	0.40	ug/L		01/29/26 13:14	1

Surrogate	*%Recovery*	*Qualifier*	*Limits*	*Prepared*	*Analyzed*	*Dil Fac*
1,2-Dichloroethane-d4 (Surr)	*104*		*81 - 118*		*01/29/26 13:14*	*1*
Dibromofluoromethane (Surr)	*104*		*80 - 119*		*01/29/26 13:14*	*1*
4-Bromofluorobenzene (Surr)	*92*		*85 - 114*		*01/29/26 13:14*	*1*
Toluene-d8 (Surr)	*94*		*89 - 112*		*01/29/26 13:14*	*1*

Method: SW846 8270E - Semivolatile Organic Compounds (GC-MS/MS)

Analyte	Result	Qualifier	LOQ	LOD	DL	Unit	D	Analyzed	Dil Fac
1,1'-Biphenyl	<0.11	cn	0.11	0.11	0.057	ug/L		01/30/26 15:58	1
2,2'-oxybis[1-chloropropane]	<1.1	cn	1.1	1.1	0.57	ug/L		01/30/26 15:58	1
2,4,5-Trichlorophenol	<0.11	cn	0.11	0.11	0.057	ug/L		01/30/26 15:58	1
2,4,6-Trichlorophenol	<0.11	cn	0.11	0.11	0.057	ug/L		01/30/26 15:58	1
2,4-Dichlorophenol	<0.11	*+ cn	0.11	0.11	0.057	ug/L		01/30/26 15:58	1
2,4-Dimethylphenol	<0.11	cn	0.11	0.11	0.057	ug/L		01/30/26 15:58	1
2,4-Dinitrophenol	<5.7	^c *- cn	5.7	5.7	1.1	ug/L		01/30/26 15:58	1
2,4-Dinitrotoluene	<1.1	^c cn	1.1	1.1	0.57	ug/L		01/30/26 15:58	1
2,6-Dinitrotoluene	<0.48	*+ cn	0.48	0.48	0.33	ug/L		01/30/26 15:58	1
2-Chloronaphthalene	<0.11	cn	0.11	0.11	0.057	ug/L		01/30/26 15:58	1
2-Chlorophenol	<0.11	*+ cn	0.11	0.11	0.057	ug/L		01/30/26 15:58	1
2-Methylnaphthalene	<0.11	cn	0.11	0.11	0.057	ug/L		01/30/26 15:58	1
2-Methylphenol	<0.28	cn	0.28	0.28	0.23	ug/L		01/30/26 15:58	1

Client Sample ID: 2601201215E
Date Collected: 01/20/26 12:15
Date Received: 01/22/26 11:00

Lab Sample ID: 410-262595-4
Matrix: Water

Method: SW846 8270E - Semivolatile Organic Compounds (GC-MS/MS) (Continued)

Analyte	Result	Qualifier	LOQ	LOD	DL	Unit	D	Analyzed	Dil Fac
2-Nitroaniline	<1.1	cn	1.1	1.1	0.57	ug/L		01/30/26 15:58	1
2-Nitrophenol	<0.11	^c *+ cn	0.11	0.11	0.057	ug/L		01/30/26 15:58	1
3,3'-Dichlorobenzidine	<0.11	*+ cn	0.11	0.11	0.057	ug/L		01/30/26 15:58	1
3-Nitroaniline	<1.1	*+ cn	1.1	1.1	0.57	ug/L		01/30/26 15:58	1
4,6-Dinitro-2-methylphenol	<0.70	^c cn	0.70	0.70	0.57	ug/L		01/30/26 15:58	1
4-Bromophenyl phenyl ether	<0.11	cn	0.11	0.11	0.057	ug/L		01/30/26 15:58	1
4-Chloro-3-methylphenol	<0.11	*+ cn	0.11	0.11	0.057	ug/L		01/30/26 15:58	1
4-Chloroaniline	<0.11	*+ cn	0.11	0.11	0.057	ug/L		01/30/26 15:58	1
4-Chlorophenyl phenyl ether	<1.1	*+ cn	1.1	1.1	0.57	ug/L		01/30/26 15:58	1
4-Methylphenol	<0.28	M cn	0.28	0.28	0.23	ug/L		01/30/26 15:58	1
4-Nitroaniline	<1.1	cn	1.1	1.1	0.57	ug/L		01/30/26 15:58	1
4-Nitrophenol	<5.7	cn	5.7	5.7	1.1	ug/L		01/30/26 15:58	1
Acenaphthene	<0.11	*+ cn	0.11	0.11	0.057	ug/L		01/30/26 15:58	1
Acenaphthylene	<0.11	*+ cn	0.11	0.11	0.057	ug/L		01/30/26 15:58	1
Acetophenone	<1.1	*+ cn	1.1	1.1	0.57	ug/L		01/30/26 15:58	1
Anthracene	<0.11	*+ cn	0.11	0.11	0.057	ug/L		01/30/26 15:58	1
Atrazine	<1.1	*+ cn	1.1	1.1	0.85	ug/L		01/30/26 15:58	1
Benzaldehyde	<1.1	cn	1.1	1.1	0.85	ug/L		01/30/26 15:58	1
Benzo[a]anthracene	<0.050	*+ cn	0.050	0.050	0.020	ug/L		01/30/26 15:58	1
Benzo[a]pyrene	<0.050	cn	0.050	0.050	0.020	ug/L		01/30/26 15:58	1
Benzo[b]fluoranthene	<0.050	cn	0.050	0.050	0.020	ug/L		01/30/26 15:58	1
Benzo[g,h,i]perylene	<0.11	cn	0.11	0.11	0.057	ug/L		01/30/26 15:58	1
Benzo[k]fluoranthene	<0.050	cn	0.050	0.050	0.020	ug/L		01/30/26 15:58	1
Bis(2-chloroethoxy)methane	<0.11	*+ cn	0.11	0.11	0.057	ug/L		01/30/26 15:58	1
Bis(2-chloroethyl)ether	<0.11	*+ cn	0.11	0.11	0.057	ug/L		01/30/26 15:58	1
Bis(2-ethylhexyl) phthalate	<1.1	cn	1.1	1.1	0.57	ug/L		01/30/26 15:58	1
Butyl benzyl phthalate	<1.1	cn	1.1	1.1	0.57	ug/L		01/30/26 15:58	1
Caprolactam	<1.1	cn	1.1	1.1	0.57	ug/L		01/30/26 15:58	1
Carbazole	<0.11	*+ cn	0.30	0.11	0.057	ug/L		01/30/26 15:58	1
Chrysene	<0.11	*+ cn	0.11	0.11	0.057	ug/L		01/30/26 15:58	1
Di-n-butyl phthalate	<3.6	cn	3.6	3.6	1.8	ug/L		01/30/26 15:58	1
Di-n-octyl phthalate	<1.1	cn	1.1	1.1	0.57	ug/L		01/30/26 15:58	1
Dibenz(a,h)anthracene	<0.050	cn	0.050	0.050	0.020	ug/L		01/30/26 15:58	1
Dibenzofuran	<0.11	*+ cn	0.11	0.11	0.057	ug/L		01/30/26 15:58	1
Diethyl phthalate	<1.1	*+ cn	1.1	1.1	0.57	ug/L		01/30/26 15:58	1
Dimethyl phthalate	<1.1	*+ cn	1.1	1.1	0.57	ug/L		01/30/26 15:58	1
Fluoranthene	<0.11	cn	0.11	0.11	0.057	ug/L		01/30/26 15:58	1
Fluorene	<0.11	*+ cn	0.11	0.11	0.057	ug/L		01/30/26 15:58	1
Hexachlorobenzene	<0.033	cn	0.033	0.033	0.018	ug/L		01/30/26 15:58	1
Hexachlorobutadiene	<0.11	cn	0.11	0.11	0.057	ug/L		01/30/26 15:58	1
Hexachlorocyclopentadiene	<0.11	cn	0.11	0.11	0.057	ug/L		01/30/26 15:58	1
Hexachloroethane	<0.11	cn	0.11	0.11	0.057	ug/L		01/30/26 15:58	1
Indeno[1,2,3-cd]pyrene	<0.11	cn	0.11	0.11	0.057	ug/L		01/30/26 15:58	1
Isophorone	<0.11	*+ cn	0.11	0.11	0.057	ug/L		01/30/26 15:58	1
N-Nitrosodi-n-propylamine	<0.10	*+ cn	0.10	0.10	0.057	ug/L		01/30/26 15:58	1
N-Nitrosodiphenylamine	<0.11	cn	0.11	0.11	0.057	ug/L		01/30/26 15:58	1
Naphthalene	<0.11	cn	0.11	0.11	0.057	ug/L		01/30/26 15:58	1
Nitrobenzene	<1.1	*+ cn	1.1	1.1	0.57	ug/L		01/30/26 15:58	1
Pentachlorophenol	<1.1	*+ cn	1.1	1.1	0.57	ug/L		01/30/26 15:58	1

Client Sample ID: 2601201215E

Date Collected: 01/20/26 12:15
Date Received: 01/22/26 11:00

Lab Sample ID: 410-262595-4

Matrix: Water

Method: SW846 8270E - Semivolatile Organic Compounds (GC-MS/MS) (Continued)

Analyte	Result	Qualifier	LOQ	LOD	DL	Unit	D	Analyzed	Dil Fac
Phenanthrene	<0.11	*+ cn	0.11	0.11	0.057	ug/L		01/30/26 15:58	1
Phenol	<1.1	cn	1.1	1.1	0.57	ug/L		01/30/26 15:58	1
Pyrene	<0.11	cn	0.11	0.11	0.057	ug/L		01/30/26 15:58	1
N-Nitrosodimethylamine	<0.57	cn	0.57	0.57	0.17	ug/L		01/30/26 15:58	1

Surrogate	*%Recovery*	*Qualifier*	*Limits*	*Prepared*	*Analyzed*	*Dil Fac*
2-Fluorobiphenyl (Surr)	*110*	*cn*	*44 - 119*	*01/23/26 16:14*	*01/30/26 15:58*	*1*
2-Fluorophenol (Surr)	*93*	*cn*	*19 - 119*	*01/23/26 16:14*	*01/30/26 15:58*	*1*
Nitrobenzene-d5 (Surr)	*133*	*S1+ cn*	*44 - 120*	*01/23/26 16:14*	*01/30/26 15:58*	*1*
p-Terphenyl-d14 (Surr)	*67*	*cn*	*50 - 134*	*01/23/26 16:14*	*01/30/26 15:58*	*1*
2,4,6-Tribromophenol (Surr)	*140*	*cn*	*43 - 140*	*01/23/26 16:14*	*01/30/26 15:58*	*1*
Phenol-d5 (Surr)	*61*	*cn*	*18 - 61*	*01/23/26 16:14*	*01/30/26 15:58*	*1*

Method: SW846 6020B - Metals (ICP/MS) - Total Recoverable

Analyte	Result	Qualifier	LOQ	LOD	DL	Unit	D	Analyzed	Dil Fac
Arsenic	<1.70		2.00	1.70	0.680	ug/L		01/27/26 17:58	1
Barium	<1.60		2.00	1.60	0.746	ug/L		01/27/26 17:58	1
Cadmium	<0.400		0.500	0.400	0.151	ug/L		01/27/26 17:58	1
Chromium	<1.10		2.00	1.10	0.550	ug/L		01/27/26 17:58	1
Lead	<0.240		0.500	0.240	0.120	ug/L		01/27/26 17:58	1
Selenium	<0.600		1.00	0.600	0.278	ug/L		01/27/26 17:58	1
Silver	<0.300		0.500	0.300	0.100	ug/L		01/27/26 17:58	1

Method: SW846 7470A - Mercury (CVAA)

Analyte	Result	Qualifier	LOQ	LOD	DL	Unit	D	Analyzed	Dil Fac
Mercury	<0.160		0.200	0.160	0.0870	ug/L		01/28/26 20:54	1

Client Sample ID: 260120-TB01

Date Collected: 01/20/26 00:00
Date Received: 01/22/26 11:00

Lab Sample ID: 410-262595-5

Matrix: Water

Method: SW846 8260D - Volatile Organic Compounds (GC/MS)

Analyte	Result	Qualifier	LOQ	LOD	DL	Unit	D	Analyzed	Dil Fac
cis-1,3-Dichloropropene	<0.50		1.0	0.50	0.20	ug/L		01/29/26 13:34	1
trans-1,3-Dichloropropene	<0.50		1.0	0.50	0.20	ug/L		01/29/26 13:34	1
Ethylbenzene	<0.80		1.0	0.80	0.40	ug/L		01/29/26 13:34	1
Styrene	<0.60		5.0	0.60	0.30	ug/L		01/29/26 13:34	1
1,4-Dichlorobenzene	<0.60		5.0	0.60	0.30	ug/L		01/29/26 13:34	1
1,2-Dibromoethane	<0.50		1.0	0.50	0.20	ug/L		01/29/26 13:34	1
1,2-Dichloroethane	<0.60		1.0	0.60	0.30	ug/L		01/29/26 13:34	1
1,2,3-Trichlorobenzene	<1.0		5.0	1.0	0.40	ug/L		01/29/26 13:34	1
4-Methyl-2-pentanone (MIBK)	<1.0		10	1.0	0.50	ug/L		01/29/26 13:34	1
1,2,3-Trichloropropane	<0.60		5.0	0.60	0.30	ug/L		01/29/26 13:34	1
Methylcyclohexane	<1.0		5.0	1.0	0.50	ug/L		01/29/26 13:34	1
Toluene	<0.60		1.0	0.60	0.30	ug/L		01/29/26 13:34	1
1,2,4-Trimethylbenzene	<2.0		5.0	2.0	1.0	ug/L		01/29/26 13:34	1
Chlorobenzene	<0.60		1.0	0.60	0.30	ug/L		01/29/26 13:34	1
Cyclohexane	<2.0		5.0	2.0	1.0	ug/L		01/29/26 13:34	1
1,2,4-Trichlorobenzene	<1.0		5.0	1.0	0.30	ug/L		01/29/26 13:34	1
Dibromochloromethane	<0.50		1.0	0.50	0.20	ug/L		01/29/26 13:34	1
Xylenes, Total	<0.80		1.0	0.80	0.40	ug/L		01/29/26 13:34	1

Client: Tetra Tech Inc
Project/Site: WSTF 600C-004-GW

Job ID: 410-262595-1

Client Sample ID: 260120-TB01
Date Collected: 01/20/26 00:00
Date Received: 01/22/26 11:00

Lab Sample ID: 410-262595-5
Matrix: Water

Method: SW846 8260D - Volatile Organic Compounds (GC/MS) (Continued)

Analyte	Result	Qualifier	LOQ	LOD	DL	Unit	D	Analyzed	Dil Fac
Tetrachloroethene	<0.60		1.0	0.60	0.30	ug/L		01/29/26 13:34	1
cis-1,2-Dichloroethene	<0.60		1.0	0.60	0.30	ug/L		01/29/26 13:34	1
trans-1,2-Dichloroethene	<1.4		2.0	1.4	0.70	ug/L		01/29/26 13:34	1
Methyl tert-butyl ether	<0.50		1.0	0.50	0.20	ug/L		01/29/26 13:34	1
1,3-Dichlorobenzene	<1.4		5.0	1.4	0.68	ug/L		01/29/26 13:34	1
Carbon tetrachloride	<0.60		1.0	0.60	0.30	ug/L		01/29/26 13:34	1
1,4-Dioxane	<100		250	100	29	ug/L		01/29/26 13:34	1
2-Hexanone	<1.7		10	1.7	0.85	ug/L		01/29/26 13:34	1
Acetone	<2.0		20	2.0	0.70	ug/L		01/29/26 13:34	1
Chloroform	<0.60		1.0	0.60	0.30	ug/L		01/29/26 13:34	1
Benzene	<0.60		1.0	0.60	0.30	ug/L		01/29/26 13:34	1
1,1,1-Trichloroethane	<0.60		1.0	0.60	0.30	ug/L		01/29/26 13:34	1
Bromomethane	<0.60		1.0	0.60	0.30	ug/L		01/29/26 13:34	1
Chloromethane	<1.1		2.0	1.1	0.55	ug/L		01/29/26 13:34	1
Chloroethane	<0.60		1.0	0.60	0.30	ug/L		01/29/26 13:34	1
Vinyl chloride	<0.60		1.0	0.60	0.30	ug/L		01/29/26 13:34	1
Methylene Chloride	<0.60		1.0	0.60	0.30	ug/L		01/29/26 13:34	1
Carbon disulfide	<0.60		5.0	0.60	0.30	ug/L		01/29/26 13:34	1
Bromoform	<2.0		4.0	2.0	1.0	ug/L		01/29/26 13:34	1
Bromodichloromethane	<0.50		1.0	0.50	0.20	ug/L		01/29/26 13:34	1
1,1-Dichloroethene	<0.60		1.0	0.60	0.30	ug/L		01/29/26 13:34	1
Trichlorofluoromethane	<0.60		1.0	0.60	0.30	ug/L		01/29/26 13:34	1
Dichlorodifluoromethane	<0.60		1.0	0.60	0.30	ug/L		01/29/26 13:34	1
1,1,2-Trichloro-1,2,2-trifluoroethane	<0.60		10	0.60	0.30	ug/L		01/29/26 13:34	1
1,2-Dichloropropane	<0.60		1.0	0.60	0.30	ug/L		01/29/26 13:34	1
2-Butanone (MEK)	<1.0		10	1.0	1.0	ug/L		01/29/26 13:34	1
Bromochloromethane	<0.50		5.0	0.50	0.20	ug/L		01/29/26 13:34	1
1,1,2-Trichloroethane	<0.60		1.0	0.60	0.30	ug/L		01/29/26 13:34	1
Trichloroethene	<0.60		1.0	0.60	0.30	ug/L		01/29/26 13:34	1
Methyl acetate	<0.60	^c cn	5.0	0.60	0.30	ug/L		01/29/26 13:34	1
1,1,2,2-Tetrachloroethane	<0.60		1.0	0.60	0.30	ug/L		01/29/26 13:34	1
1,2-Dichlorobenzene	<0.50		5.0	0.50	0.20	ug/L		01/29/26 13:34	1
1,2-Dibromo-3-Chloropropane	<1.0		5.0	1.0	0.30	ug/L		01/29/26 13:34	1
Isopropylbenzene	<0.60		5.0	0.60	0.30	ug/L		01/29/26 13:34	1
m-Xylene & p-Xylene	<4.0		5.0	4.0	2.0	ug/L		01/29/26 13:34	1
o-Xylene	<0.80		1.0	0.80	0.40	ug/L		01/29/26 13:34	1

Surrogate	*%Recovery*	*Qualifier*	*Limits*	*Prepared*	*Analyzed*	*Dil Fac*
1,2-Dichloroethane-d4 (Surr)	*101*		*81 - 118*		*01/29/26 13:34*	*1*
Dibromofluoromethane (Surr)	*104*		*80 - 119*		*01/29/26 13:34*	*1*
4-Bromofluorobenzene (Surr)	*90*		*85 - 114*		*01/29/26 13:34*	*1*
Toluene-d8 (Surr)	*95*		*89 - 112*		*01/29/26 13:34*	*1*

Surrogate Summary

Client: Tetra Tech Inc
Project/Site: WSTF 600C-004-GW

Job ID: 410-262595-1

Method: 8260D - Volatile Organic Compounds (GC/MS)

Matrix: Water **Prep Type: Total/NA**

		Percent Surrogate Recovery (Acceptance Limits)			
		DCA	DBFM	BFB	TOL
Lab Sample ID	Client Sample ID	(81-118)	(80-119)	(85-114)	(89-112)
410-262595-1	2601201110F	105	103	94	93
410-262595-2	2601201150	103	105	93	94
410-262595-3	2601201150D	104	105	91	94
410-262595-4	2601201215E	104	104	92	94
410-262595-5	260120-TB01	101	104	90	95
LCS 410-761876/4	Lab Control Sample	103	100	93	98
LCSD 410-761876/5	Lab Control Sample Dup	102	99	95	97
MB 410-761876/7	Method Blank	103	102	94	94

Surrogate Legend

DCA = 1,2-Dichloroethane-d4 (Surr)
DBFM = Dibromofluoromethane (Surr)
BFB = 4-Bromofluorobenzene (Surr)
TOL = Toluene-d8 (Surr)

Method: 8270E - Semivolatile Organic Compounds (GC-MS/MS)

Matrix: Water **Prep Type: Total/NA**

		Percent Surrogate Recovery (Acceptance Limits)					
		FBP	2FP	NBZ	TPHd14	TBP	PHL
Lab Sample ID	Client Sample ID	(44-119)	(19-119)	(44-120)	(50-134)	(43-140)	(18-61)
410-262595-1	2601201110F	114 cn	93 cn	142 S1+ cn	79 cn	141 S1+ cn	61 cn
410-262595-2	2601201150	118 cn	94 cn	138 S1+ cn	77 cn	149 S1+ cn	61 cn
410-262595-3	2601201150D	119 cn	91 cn	140 S1+ cn	72 cn	150 S1+ cn	62 S1+ cn
410-262595-4	2601201215E	110 cn	93 cn	133 S1+ cn	67 cn	140 cn	61 cn
LCS 410-760169/2-A	Lab Control Sample	153 S1+	108	176 S1+	132	198 S1+	81 S1+
MB 410-760169/1-A	Method Blank	140 S1+	97	147 S1+	100	131	65 S1+

Surrogate Legend

FBP = 2-Fluorobiphenyl (Surr)
2FP = 2-Fluorophenol (Surr)
NBZ = Nitrobenzene-d5 (Surr)
TPHd14 = p-Terphenyl-d14 (Surr)
TBP = 2,4,6-Tribromophenol (Surr)
PHL = Phenol-d5 (Surr)

Method: 8260D - Volatile Organic Compounds (GC/MS)

Lab Sample ID: MB 410-761876/7
Matrix: Water
Analysis Batch: 761876

Client Sample ID: Method Blank
Prep Type: Total/NA

Analyte	MB Result	MB Qualifier	LOQ	LOD	DL	Unit	D	Analyzed	Dil Fac
cis-1,3-Dichloropropene	<0.50		1.0	0.50	0.20	ug/L		01/29/26 10:12	1
trans-1,3-Dichloropropene	<0.50		1.0	0.50	0.20	ug/L		01/29/26 10:12	1
Ethylbenzene	<0.80		1.0	0.80	0.40	ug/L		01/29/26 10:12	1
Styrene	<0.60		5.0	0.60	0.30	ug/L		01/29/26 10:12	1
1,4-Dichlorobenzene	<0.60		5.0	0.60	0.30	ug/L		01/29/26 10:12	1
1,2-Dibromoethane	<0.50		1.0	0.50	0.20	ug/L		01/29/26 10:12	1
1,2-Dichloroethane	<0.60		1.0	0.60	0.30	ug/L		01/29/26 10:12	1
1,2,3-Trichlorobenzene	<1.0		5.0	1.0	0.40	ug/L		01/29/26 10:12	1
4-Methyl-2-pentanone (MIBK)	<1.0		10	1.0	0.50	ug/L		01/29/26 10:12	1
1,2,3-Trichloropropane	<0.60		5.0	0.60	0.30	ug/L		01/29/26 10:12	1
Methylcyclohexane	<1.0		5.0	1.0	0.50	ug/L		01/29/26 10:12	1
Toluene	<0.60		1.0	0.60	0.30	ug/L		01/29/26 10:12	1
1,2,4-Trimethylbenzene	<2.0		5.0	2.0	1.0	ug/L		01/29/26 10:12	1
Chlorobenzene	<0.60		1.0	0.60	0.30	ug/L		01/29/26 10:12	1
Cyclohexane	<2.0		5.0	2.0	1.0	ug/L		01/29/26 10:12	1
1,2,4-Trichlorobenzene	<1.0		5.0	1.0	0.30	ug/L		01/29/26 10:12	1
Dibromochloromethane	<0.50		1.0	0.50	0.20	ug/L		01/29/26 10:12	1
Xylenes, Total	<0.80		1.0	0.80	0.40	ug/L		01/29/26 10:12	1
Tetrachloroethene	<0.60		1.0	0.60	0.30	ug/L		01/29/26 10:12	1
cis-1,2-Dichloroethene	<0.60		1.0	0.60	0.30	ug/L		01/29/26 10:12	1
trans-1,2-Dichloroethene	<1.4		2.0	1.4	0.70	ug/L		01/29/26 10:12	1
Methyl tert-butyl ether	<0.50		1.0	0.50	0.20	ug/L		01/29/26 10:12	1
1,3-Dichlorobenzene	<1.4		5.0	1.4	0.68	ug/L		01/29/26 10:12	1
Carbon tetrachloride	<0.60		1.0	0.60	0.30	ug/L		01/29/26 10:12	1
1,4-Dioxane	<100		250	100	29	ug/L		01/29/26 10:12	1
2-Hexanone	<1.7		10	1.7	0.85	ug/L		01/29/26 10:12	1
Acetone	<2.0		20	2.0	0.70	ug/L		01/29/26 10:12	1
Chloroform	<0.60		1.0	0.60	0.30	ug/L		01/29/26 10:12	1
Benzene	<0.60		1.0	0.60	0.30	ug/L		01/29/26 10:12	1
1,1,1-Trichloroethane	<0.60		1.0	0.60	0.30	ug/L		01/29/26 10:12	1
Bromomethane	<0.60		1.0	0.60	0.30	ug/L		01/29/26 10:12	1
Chloromethane	<1.1		2.0	1.1	0.55	ug/L		01/29/26 10:12	1
Chloroethane	<0.60		1.0	0.60	0.30	ug/L		01/29/26 10:12	1
Vinyl chloride	<0.60		1.0	0.60	0.30	ug/L		01/29/26 10:12	1
Methylene Chloride	<0.60		1.0	0.60	0.30	ug/L		01/29/26 10:12	1
Carbon disulfide	<0.60		5.0	0.60	0.30	ug/L		01/29/26 10:12	1
Bromoform	<2.0		4.0	2.0	1.0	ug/L		01/29/26 10:12	1
Bromodichloromethane	<0.50		1.0	0.50	0.20	ug/L		01/29/26 10:12	1
1,1-Dichloroethene	<0.60		1.0	0.60	0.30	ug/L		01/29/26 10:12	1
Trichlorofluoromethane	<0.60		1.0	0.60	0.30	ug/L		01/29/26 10:12	1
Dichlorodifluoromethane	<0.60		1.0	0.60	0.30	ug/L		01/29/26 10:12	1
1,1,2-Trichloro-1,2,2-trifluoroethane	<0.60		10	0.60	0.30	ug/L		01/29/26 10:12	1
1,2-Dichloropropane	<0.60		1.0	0.60	0.30	ug/L		01/29/26 10:12	1
2-Butanone (MEK)	<1.0		10	1.0	1.0	ug/L		01/29/26 10:12	1
Bromochloromethane	<0.50		5.0	0.50	0.20	ug/L		01/29/26 10:12	1
1,1,2-Trichloroethane	<0.60		1.0	0.60	0.30	ug/L		01/29/26 10:12	1
Trichloroethene	<0.60		1.0	0.60	0.30	ug/L		01/29/26 10:12	1
Methyl acetate	<0.60		5.0	0.60	0.30	ug/L		01/29/26 10:12	1

Method: 8260D - Volatile Organic Compounds (GC/MS) (Continued)

Lab Sample ID: MB 410-761876/7
Matrix: Water
Analysis Batch: 761876

Client Sample ID: Method Blank
Prep Type: Total/NA

Analyte	MB Result	MB Qualifier	LOQ	LOD	DL	Unit	D	Analyzed	Dil Fac
1,1,2,2-Tetrachloroethane	<0.60		1.0	0.60	0.30	ug/L		01/29/26 10:12	1
1,2-Dichlorobenzene	<0.50		5.0	0.50	0.20	ug/L		01/29/26 10:12	1
1,2-Dibromo-3-Chloropropane	<1.0		5.0	1.0	0.30	ug/L		01/29/26 10:12	1
Isopropylbenzene	<0.60		5.0	0.60	0.30	ug/L		01/29/26 10:12	1
m-Xylene & p-Xylene	<4.0		5.0	4.0	2.0	ug/L		01/29/26 10:12	1
o-Xylene	<0.80		1.0	0.80	0.40	ug/L		01/29/26 10:12	1

Surrogate	*MB %Recovery*	*MB Qualifier*	*Limits*	*Prepared*	*Analyzed*	*Dil Fac*
1,2-Dichloroethane-d4 (Surr)	*103*		*81 - 118*		*01/29/26 10:12*	*1*
Dibromofluoromethane (Surr)	*102*		*80 - 119*		*01/29/26 10:12*	*1*
4-Bromofluorobenzene (Surr)	*94*		*85 - 114*		*01/29/26 10:12*	*1*
Toluene-d8 (Surr)	*94*		*89 - 112*		*01/29/26 10:12*	*1*

Lab Sample ID: LCS 410-761876/4
Matrix: Water
Analysis Batch: 761876

Client Sample ID: Lab Control Sample
Prep Type: Total/NA

Analyte	Spike Added	LCS Result	LCS Qualifier	Unit	D	%Rec	%Rec Limits
cis-1,3-Dichloropropene	20.0	18.6		ug/L		93	75 - 124
trans-1,3-Dichloropropene	20.0	18.8		ug/L		94	73 - 127
Ethylbenzene	20.0	21.1		ug/L		105	79 - 121
Styrene	20.0	21.3		ug/L		106	78 - 123
1,4-Dichlorobenzene	20.0	20.6		ug/L		103	79 - 118
1,2-Dibromoethane	20.0	20.3		ug/L		102	77 - 121
1,2-Dichloroethane	20.0	19.1		ug/L		96	73 - 128
1,2,3-Trichlorobenzene	20.0	22.8		ug/L		114	69 - 129
4-Methyl-2-pentanone (MIBK)	250	244		ug/L		98	67 - 130
1,2,3-Trichloropropane	20.0	19.7		ug/L		98	73 - 122
Methylcyclohexane	20.0	16.9		ug/L		85	72 - 132
Toluene	20.0	20.5		ug/L		103	80 - 121
1,2,4-Trimethylbenzene	20.0	20.3		ug/L		102	76 - 124
Chlorobenzene	20.0	21.0		ug/L		105	82 - 118
Cyclohexane	20.0	16.3		ug/L		82	71 - 130
1,2,4-Trichlorobenzene	20.0	22.2		ug/L		111	69 - 130
Dibromochloromethane	20.0	20.0		ug/L		100	74 - 126
Xylenes, Total	60.0	64.7		ug/L		108	79 - 121
Tetrachloroethene	20.0	23.0		ug/L		115	74 - 129
cis-1,2-Dichloroethene	20.0	21.8		ug/L		109	78 - 123
trans-1,2-Dichloroethene	20.0	21.4		ug/L		107	75 - 124
Methyl tert-butyl ether	20.0	18.4		ug/L		92	71 - 124
1,3-Dichlorobenzene	20.0	20.9		ug/L		105	80 - 119
Carbon tetrachloride	20.0	20.3		ug/L		102	72 - 136
1,4-Dioxane	500	551		ug/L		110	59 - 139
2-Hexanone	250	244		ug/L		98	57 - 139
Acetone	250	241		ug/L		96	39 - 160
Chloroform	20.0	20.4		ug/L		102	79 - 124
Benzene	20.0	20.0		ug/L		100	79 - 120
1,1,1-Trichloroethane	20.0	21.0		ug/L		105	74 - 131

Method: 8260D - Volatile Organic Compounds (GC/MS) (Continued)

Lab Sample ID: LCS 410-761876/4
Matrix: Water
Analysis Batch: 761876

Client Sample ID: Lab Control Sample
Prep Type: Total/NA

Analyte	Spike Added	LCS Result	LCS Qualifier	Unit	D	%Rec	%Rec Limits
Bromomethane	20.0	22.3		ug/L		111	53 - 141
Chloromethane	20.0	19.4		ug/L		97	50 - 139
Chloroethane	20.0	20.8		ug/L		104	60 - 138
Vinyl chloride	20.0	20.2		ug/L		101	58 - 137
Methylene Chloride	20.0	20.6		ug/L		103	74 - 124
Carbon disulfide	20.0	19.4		ug/L		97	64 - 133
Bromoform	20.0	21.1		ug/L		105	66 - 130
Bromodichloromethane	20.0	19.7		ug/L		99	79 - 125
1,1-Dichloroethene	20.0	21.8		ug/L		109	71 - 131
Trichlorofluoromethane	20.0	15.9		ug/L		79	65 - 141
Dichlorodifluoromethane	20.0	17.5		ug/L		88	32 - 152
1,1,2-Trichloro-1,2,2-trifluoroethane	20.0	17.4		ug/L		87	70 - 136
1,2-Dichloropropane	20.0	19.3		ug/L		97	78 - 122
2-Butanone (MEK)	250	222		ug/L		89	56 - 143
Bromochloromethane	20.0	21.9		ug/L		110	78 - 123
1,1,2-Trichloroethane	20.0	20.8		ug/L		104	80 - 119
Trichloroethene	20.0	21.6		ug/L		108	79 - 123
Methyl acetate	20.0	17.1		ug/L		86	56 - 136
1,1,2,2-Tetrachloroethane	20.0	18.7		ug/L		93	71 - 121
1,2-Dichlorobenzene	20.0	21.0		ug/L		105	80 - 119
1,2-Dibromo-3-Chloropropane	20.0	17.7		ug/L		88	62 - 128
Isopropylbenzene	20.0	21.8		ug/L		109	72 - 131
m-Xylene & p-Xylene	40.0	43.6		ug/L		109	80 - 121
o-Xylene	20.0	21.1		ug/L		106	78 - 122

Surrogate	*LCS %Recovery*	*LCS Qualifier*	*Limits*
1,2-Dichloroethane-d4 (Surr)	*103*		*81 - 118*
Dibromofluoromethane (Surr)	*100*		*80 - 119*
4-Bromofluorobenzene (Surr)	*93*		*85 - 114*
Toluene-d8 (Surr)	*98*		*89 - 112*

Lab Sample ID: LCSD 410-761876/5
Matrix: Water
Analysis Batch: 761876

Client Sample ID: Lab Control Sample Dup
Prep Type: Total/NA

Analyte	Spike Added	LCSD Result	LCSD Qualifier	Unit	D	%Rec	%Rec Limits	RPD	RPD Limit
cis-1,3-Dichloropropene	20.0	18.0		ug/L		90	75 - 124	3	30
trans-1,3-Dichloropropene	20.0	17.8		ug/L		89	73 - 127	6	30
Ethylbenzene	20.0	20.8		ug/L		104	79 - 121	1	30
Styrene	20.0	21.3		ug/L		106	78 - 123	0	30
1,4-Dichlorobenzene	20.0	20.1		ug/L		101	79 - 118	2	30
1,2-Dibromoethane	20.0	19.8		ug/L		99	77 - 121	3	30
1,2-Dichloroethane	20.0	18.6		ug/L		93	73 - 128	3	30
1,2,3-Trichlorobenzene	20.0	20.2		ug/L		101	69 - 129	12	30
4-Methyl-2-pentanone (MIBK)	250	239		ug/L		96	67 - 130	2	30
1,2,3-Trichloropropane	20.0	18.7		ug/L		94	73 - 122	5	30
Methylcyclohexane	20.0	16.4		ug/L		82	72 - 132	3	30
Toluene	20.0	19.7		ug/L		98	80 - 121	4	30

Method: 8260D - Volatile Organic Compounds (GC/MS) (Continued)

Lab Sample ID: LCSD 410-761876/5
Matrix: Water
Analysis Batch: 761876

Client Sample ID: Lab Control Sample Dup
Prep Type: Total/NA

Analyte			Spike Added	LCSD Result	LCSD Qualifier	Unit	D	%Rec	%Rec Limits	RPD	RPD Limit
1,2,4-Trimethylbenzene			20.0	19.3		ug/L		96	76 - 124	5	30
Chlorobenzene			20.0	21.0		ug/L		105	82 - 118	0	30
Cyclohexane			20.0	15.7		ug/L		79	71 - 130	4	30
1,2,4-Trichlorobenzene			20.0	21.0		ug/L		105	69 - 130	6	30
Dibromochloromethane			20.0	19.3		ug/L		97	74 - 126	4	30
Xylenes, Total			60.0	63.6		ug/L		106	79 - 121	2	30
Tetrachloroethene			20.0	21.8		ug/L		109	74 - 129	6	30
cis-1,2-Dichloroethene			20.0	21.2		ug/L		106	78 - 123	3	30
trans-1,2-Dichloroethene			20.0	20.5		ug/L		102	75 - 124	5	30
Methyl tert-butyl ether			20.0	17.7		ug/L		88	71 - 124	4	30
1,3-Dichlorobenzene			20.0	20.3		ug/L		101	80 - 119	3	30
Carbon tetrachloride			20.0	20.0		ug/L		100	72 - 136	2	30
1,4-Dioxane			500	536		ug/L		107	59 - 139	3	30
2-Hexanone			250	238		ug/L		95	57 - 139	3	30
Acetone			250	238		ug/L		95	39 - 160	1	30
Chloroform			20.0	20.0		ug/L		100	79 - 124	2	30
Benzene			20.0	19.6		ug/L		98	79 - 120	2	30
1,1,1-Trichloroethane			20.0	20.4		ug/L		102	74 - 131	3	30
Bromomethane			20.0	21.9		ug/L		109	53 - 141	2	30
Chloromethane			20.0	18.7		ug/L		93	50 - 139	4	30
Chloroethane			20.0	20.2		ug/L		101	60 - 138	3	30
Vinyl chloride			20.0	19.7		ug/L		99	58 - 137	2	30
Methylene Chloride			20.0	19.6		ug/L		98	74 - 124	5	30
Carbon disulfide			20.0	18.6		ug/L		93	64 - 133	4	30
Bromoform			20.0	20.8		ug/L		104	66 - 130	1	30
Bromodichloromethane			20.0	19.2		ug/L		96	79 - 125	2	30
1,1-Dichloroethene			20.0	20.7		ug/L		103	71 - 131	5	30
Trichlorofluoromethane			20.0	15.4		ug/L		77	65 - 141	3	30
Dichlorodifluoromethane			20.0	17.2		ug/L		86	32 - 152	2	30
1,1,2-Trichloro-1,2,2-trifluoroetha ne			20.0	17.4		ug/L		87	70 - 136	0	30
1,2-Dichloropropane			20.0	18.7		ug/L		93	78 - 122	3	30
2-Butanone (MEK)			250	209		ug/L		84	56 - 143	6	30
Bromochloromethane			20.0	21.5		ug/L		107	78 - 123	2	30
1,1,2-Trichloroethane			20.0	19.7		ug/L		99	80 - 119	5	30
Trichloroethene			20.0	20.5		ug/L		102	79 - 123	5	30
Methyl acetate			20.0	15.6		ug/L		78	56 - 136	9	30
1,1,2,2-Tetrachloroethane			20.0	17.7		ug/L		89	71 - 121	5	30
1,2-Dichlorobenzene			20.0	20.2		ug/L		101	80 - 119	4	30
1,2-Dibromo-3-Chloropropane			20.0	16.3		ug/L		81	62 - 128	8	30
Isopropylbenzene			20.0	21.4		ug/L		107	72 - 131	2	30
m-Xylene & p-Xylene			40.0	42.7		ug/L		107	80 - 121	2	30
o-Xylene			20.0	20.9		ug/L		104	78 - 122	1	30

Surrogate	*LCSD %Recovery*	*LCSD Qualifier*	*Limits*
1,2-Dichloroethane-d4 (Surr)	*102*		*81 - 118*
Dibromofluoromethane (Surr)	*99*		*80 - 119*
4-Bromofluorobenzene (Surr)	*95*		*85 - 114*

Method: 8260D - Volatile Organic Compounds (GC/MS) (Continued)

Lab Sample ID: LCSD 410-761876/5
Matrix: Water
Analysis Batch: 761876

Client Sample ID: Lab Control Sample Dup
Prep Type: Total/NA

Surrogate	LCSD %Recovery	LCSD Qualifier	Limits
Toluene-d8 (Surr)	97		89 - 112

Method: 8270E - Semivolatile Organic Compounds (GC-MS/MS)

Lab Sample ID: MB 410-760169/1-A
Matrix: Water
Analysis Batch: 761954

Client Sample ID: Method Blank
Prep Type: Total/NA
Prep Batch: 760169

Analyte	MB Result	MB Qualifier	LOQ	LOD	DL	Unit	D	Analyzed	Dil Fac
1,1'-Biphenyl	<0.12		0.12	0.12	0.057	ug/L		01/29/26 11:34	1
2,2'-oxybis[1-chloropropane]	<1.1		1.1	1.1	0.57	ug/L		01/29/26 11:34	1
2,4,5-Trichlorophenol	<0.12		0.12	0.12	0.057	ug/L		01/29/26 11:34	1
2,4,6-Trichlorophenol	<0.12		0.12	0.12	0.057	ug/L		01/29/26 11:34	1
2,4-Dichlorophenol	<0.12		0.12	0.12	0.057	ug/L		01/29/26 11:34	1
2,4-Dimethylphenol	<0.12		0.12	0.12	0.057	ug/L		01/29/26 11:34	1
2,4-Dinitrophenol	<5.7		5.7	5.7	1.1	ug/L		01/29/26 11:34	1
2,4-Dinitrotoluene	<1.1		1.1	1.1	0.57	ug/L		01/29/26 11:34	1
2,6-Dinitrotoluene	<0.48		0.48	0.48	0.33	ug/L		01/29/26 11:34	1
2-Chloronaphthalene	<0.12		0.12	0.12	0.057	ug/L		01/29/26 11:34	1
2-Chlorophenol	<0.12		0.12	0.12	0.057	ug/L		01/29/26 11:34	1
2-Methylnaphthalene	<0.12		0.12	0.12	0.057	ug/L		01/29/26 11:34	1
2-Methylphenol	<0.29		0.29	0.29	0.23	ug/L		01/29/26 11:34	1
2-Nitroaniline	<1.1		1.1	1.1	0.57	ug/L		01/29/26 11:34	1
2-Nitrophenol	<0.12		0.12	0.12	0.057	ug/L		01/29/26 11:34	1
3,3'-Dichlorobenzidine	<0.12		0.12	0.12	0.057	ug/L		01/29/26 11:34	1
3-Nitroaniline	<1.1		1.1	1.1	0.57	ug/L		01/29/26 11:34	1
4,6-Dinitro-2-methylphenol	<0.70		0.70	0.70	0.57	ug/L		01/29/26 11:34	1
4-Bromophenyl phenyl ether	<0.12		0.12	0.12	0.057	ug/L		01/29/26 11:34	1
4-Chloro-3-methylphenol	<0.12	M	0.12	0.12	0.057	ug/L		01/29/26 11:34	1
4-Chloroaniline	<0.12		0.12	0.12	0.057	ug/L		01/29/26 11:34	1
4-Chlorophenyl phenyl ether	<1.1		1.1	1.1	0.57	ug/L		01/29/26 11:34	1
4-Methylphenol	<0.29		0.29	0.29	0.23	ug/L		01/29/26 11:34	1
4-Nitroaniline	<1.1		1.1	1.1	0.57	ug/L		01/29/26 11:34	1
4-Nitrophenol	<5.7		5.7	5.7	1.1	ug/L		01/29/26 11:34	1
Acenaphthene	<0.12		0.12	0.12	0.057	ug/L		01/29/26 11:34	1
Acenaphthylene	<0.12		0.12	0.12	0.057	ug/L		01/29/26 11:34	1
Acetophenone	<1.1		1.1	1.1	0.57	ug/L		01/29/26 11:34	1
Anthracene	<0.12		0.12	0.12	0.057	ug/L		01/29/26 11:34	1
Atrazine	<1.1		1.1	1.1	0.86	ug/L		01/29/26 11:34	1
Benzaldehyde	<1.1		1.1	1.1	0.86	ug/L		01/29/26 11:34	1
Benzo[a]anthracene	<0.050		0.050	0.050	0.020	ug/L		01/29/26 11:34	1
Benzo[a]pyrene	<0.050		0.050	0.050	0.020	ug/L		01/29/26 11:34	1
Benzo[b]fluoranthene	<0.050		0.050	0.050	0.020	ug/L		01/29/26 11:34	1
Benzo[g,h,i]perylene	<0.12		0.12	0.12	0.057	ug/L		01/29/26 11:34	1
Benzo[k]fluoranthene	<0.050		0.050	0.050	0.020	ug/L		01/29/26 11:34	1
Bis(2-chloroethoxy)methane	<0.12		0.12	0.12	0.057	ug/L		01/29/26 11:34	1
Bis(2-chloroethyl)ether	<0.12		0.12	0.12	0.057	ug/L		01/29/26 11:34	1
Bis(2-ethylhexyl) phthalate	<1.1		1.1	1.1	0.57	ug/L		01/29/26 11:34	1
Butyl benzyl phthalate	<1.1		1.1	1.1	0.57	ug/L		01/29/26 11:34	1

Method: 8270E - Semivolatile Organic Compounds (GC-MS/MS) (Continued)

Lab Sample ID: MB 410-760169/1-A
Matrix: Water
Analysis Batch: 761954

Client Sample ID: Method Blank
Prep Type: Total/NA
Prep Batch: 760169

Analyte	MB Result	MB Qualifier	LOQ	LOD	DL	Unit	D	Analyzed	Dil Fac
Caprolactam	<1.1		1.1	1.1	0.57	ug/L		01/29/26 11:34	1
Carbazole	<0.12		0.30	0.12	0.057	ug/L		01/29/26 11:34	1
Chrysene	<0.12		0.12	0.12	0.057	ug/L		01/29/26 11:34	1
Di-n-butyl phthalate	<3.6		3.6	3.6	1.8	ug/L		01/29/26 11:34	1
Di-n-octyl phthalate	<1.1		1.1	1.1	0.57	ug/L		01/29/26 11:34	1
Dibenz(a,h)anthracene	<0.050		0.050	0.050	0.020	ug/L		01/29/26 11:34	1
Dibenzofuran	<0.12		0.12	0.12	0.057	ug/L		01/29/26 11:34	1
Diethyl phthalate	<1.1		1.1	1.1	0.57	ug/L		01/29/26 11:34	1
Dimethyl phthalate	<1.1		1.1	1.1	0.57	ug/L		01/29/26 11:34	1
Fluoranthene	<0.12		0.12	0.12	0.057	ug/L		01/29/26 11:34	1
Fluorene	<0.12		0.12	0.12	0.057	ug/L		01/29/26 11:34	1
Hexachlorobenzene	<0.033		0.033	0.033	0.018	ug/L		01/29/26 11:34	1
Hexachlorobutadiene	<0.12		0.12	0.12	0.057	ug/L		01/29/26 11:34	1
Hexachlorocyclopentadiene	<0.12		0.12	0.12	0.057	ug/L		01/29/26 11:34	1
Hexachloroethane	<0.12		0.12	0.12	0.057	ug/L		01/29/26 11:34	1
Indeno[1,2,3-cd]pyrene	<0.12		0.12	0.12	0.057	ug/L		01/29/26 11:34	1
Isophorone	<0.12		0.12	0.12	0.057	ug/L		01/29/26 11:34	1
N-Nitrosodi-n-propylamine	<0.10		0.10	0.10	0.057	ug/L		01/29/26 11:34	1
N-Nitrosodiphenylamine	<0.12		0.12	0.12	0.057	ug/L		01/29/26 11:34	1
Naphthalene	<0.12		0.12	0.12	0.057	ug/L		01/29/26 11:34	1
Nitrobenzene	<1.1		1.1	1.1	0.57	ug/L		01/29/26 11:34	1
Pentachlorophenol	<1.1		1.1	1.1	0.57	ug/L		01/29/26 11:34	1
Phenanthrene	<0.12		0.12	0.12	0.057	ug/L		01/29/26 11:34	1
Phenol	<1.1		1.1	1.1	0.57	ug/L		01/29/26 11:34	1
Pyrene	<0.12		0.12	0.12	0.057	ug/L		01/29/26 11:34	1
N-Nitrosodimethylamine	<0.57		0.57	0.57	0.17	ug/L		01/29/26 11:34	1

Surrogate	*MB %Recovery*	*MB Qualifier*	*Limits*	*Prepared*	*Analyzed*	*Dil Fac*
2-Fluorobiphenyl (Surr)	*140*	*S1+*	*44 - 119*	*01/23/26 16:14*	*01/29/26 11:34*	*1*
2-Fluorophenol (Surr)	*97*		*19 - 119*	*01/23/26 16:14*	*01/29/26 11:34*	*1*
Nitrobenzene-d5 (Surr)	*147*	*S1+*	*44 - 120*	*01/23/26 16:14*	*01/29/26 11:34*	*1*
p-Terphenyl-d14 (Surr)	*100*		*50 - 134*	*01/23/26 16:14*	*01/29/26 11:34*	*1*
2,4,6-Tribromophenol (Surr)	*131*		*43 - 140*	*01/23/26 16:14*	*01/29/26 11:34*	*1*
Phenol-d5 (Surr)	*65*	*S1+*	*18 - 61*	*01/23/26 16:14*	*01/29/26 11:34*	*1*

Lab Sample ID: LCS 410-760169/2-A
Matrix: Water
Analysis Batch: 761341

Client Sample ID: Lab Control Sample
Prep Type: Total/NA
Prep Batch: 760169

Analyte	Spike Added	LCS Result	LCS Qualifier	Unit	D	%Rec	%Rec Limits
1,1'-Biphenyl	5.68	6.24		ug/L		110	49 - 115
2,2'-oxybis[1-chloropropane]	5.68	6.56		ug/L		115	50 - 150
2,4,5-Trichlorophenol	5.68	6.94		ug/L		122	53 - 123
2,4,6-Trichlorophenol	5.68	7.10		ug/L		125	50 - 125
2,4-Dichlorophenol	5.68	6.94	*+	ug/L		122	47 - 121
2,4-Dimethylphenol	5.68	6.94		ug/L		122	31 - 124
2,4-Dinitrophenol	11.4	1.71	J *-	ug/L		15	23 - 143
2,4-Dinitrotoluene	5.68	6.34		ug/L		112	57 - 128

Method: 8270E - Semivolatile Organic Compounds (GC-MS/MS) (Continued)

Lab Sample ID: LCS 410-760169/2-A
Matrix: Water
Analysis Batch: 761341

Client Sample ID: Lab Control Sample
Prep Type: Total/NA
Prep Batch: 760169

Analyte	Spike Added	LCS Result	LCS Qualifier	Unit	D	%Rec	%Rec Limits
2,6-Dinitrotoluene	5.68	7.48	*+	ug/L		132	57 - 124
2-Chloronaphthalene	5.68	5.71		ug/L		100	40 - 116
2-Chlorophenol	5.68	6.99	*+	ug/L		123	38 - 117
2-Methylnaphthalene	5.68	6.31		ug/L		111	40 - 121
2-Methylphenol	5.68	5.95		ug/L		105	30 - 117
2-Nitroaniline	5.68	7.23		ug/L		127	55 - 127
2-Nitrophenol	5.68	7.56	*+	ug/L		133	47 - 123
3,3'-Dichlorobenzidine	11.4	16.8	*+	ug/L		148	27 - 129
3-Nitroaniline	5.68	8.03	*+	ug/L		141	41 - 128
4,6-Dinitro-2-methylphenol	11.4	9.75		ug/L		86	44 - 137
4-Bromophenyl phenyl ether	5.68	6.66		ug/L		117	55 - 124
4-Chloro-3-methylphenol	5.68	6.84	*+	ug/L		120	52 - 119
4-Chloroaniline	5.68	7.57	*+	ug/L		133	33 - 117
4-Chlorophenyl phenyl ether	5.68	7.03	*+	ug/L		124	53 - 121
4-Methylphenol	5.68	5.20		ug/L		92	25 - 120
4-Nitroaniline	5.68	6.52		ug/L		115	50 - 150
4-Nitrophenol	11.4	8.69		ug/L		76	20 - 160
Acenaphthene	5.68	7.24	*+	ug/L		127	47 - 122
Acenaphthylene	5.68	7.43	*+	ug/L		131	41 - 130
Acetophenone	5.68	6.84	*+	ug/L		120	46 - 118
Anthracene	5.68	7.71	*+	ug/L		136	57 - 123
Atrazine	11.4	16.3	*+	ug/L		143	44 - 142
Benzaldehyde	11.4	15.0		ug/L		132	50 - 150
Benzo[a]anthracene	5.68	7.50	*+	ug/L		132	58 - 125
Benzo[a]pyrene	5.68	7.01		ug/L		123	54 - 128
Benzo[b]fluoranthene	5.68	6.93		ug/L		122	53 - 131
Benzo[g,h,i]perylene	5.68	7.09		ug/L		125	50 - 134
Benzo[k]fluoranthene	5.68	7.17		ug/L		126	57 - 129
Bis(2-chloroethoxy)methane	5.68	7.68	*+	ug/L		135	48 - 120
Bis(2-chloroethyl)ether	5.68	7.67	*+	ug/L		135	43 - 118
Bis(2-ethylhexyl) phthalate	5.68	6.01		ug/L		106	55 - 135
Butyl benzyl phthalate	5.68	6.38		ug/L		112	53 - 134
Caprolactam	11.4	2.88	I	ug/L		25	10 - 120
Carbazole	5.68	7.58	*+	ug/L		133	60 - 122
Chrysene	5.68	8.50	*+	ug/L		150	59 - 123
Di-n-butyl phthalate	5.68	6.52		ug/L		115	59 - 127
Di-n-octyl phthalate	5.68	5.81		ug/L		102	51 - 140
Dibenz(a,h)anthracene	5.68	6.59		ug/L		116	51 - 134
Dibenzofuran	5.68	7.39	*+	ug/L		130	53 - 118
Diethyl phthalate	5.68	7.60	*+	ug/L		134	56 - 125
Dimethyl phthalate	5.68	8.03	*+	ug/L		141	45 - 127
Fluoranthene	5.68	5.94		ug/L		104	57 - 128
Fluorene	5.68	7.80	*+	ug/L		137	52 - 124
Hexachlorobenzene	5.68	6.00		ug/L		106	28 - 136
Hexachlorobutadiene	5.68	2.07		ug/L		36	22 - 124
Hexachlorocyclopentadiene	5.68	2.32		ug/L		41	10 - 120
Hexachloroethane	5.68	3.29		ug/L		58	21 - 115
Indeno[1,2,3-cd]pyrene	5.68	6.85		ug/L		121	52 - 134
Isophorone	5.68	7.94	*+	ug/L		140	42 - 124

Method: 8270E - Semivolatile Organic Compounds (GC-MS/MS) (Continued)

Lab Sample ID: LCS 410-760169/2-A
Matrix: Water
Analysis Batch: 761341

Client Sample ID: Lab Control Sample
Prep Type: Total/NA
Prep Batch: 760169

Analyte	Spike Added	LCS Result	LCS Qualifier	Unit	D	%Rec	%Rec Limits
N-Nitrosodi-n-propylamine	5.68	7.78	*+	ug/L		137	49 - 119
N-Nitrosodiphenylamine	4.83	5.75		ug/L		119	51 - 123
Naphthalene	5.68	6.31		ug/L		111	40 - 121
Nitrobenzene	5.68	6.92	*+	ug/L		122	45 - 121
Pentachlorophenol	11.4	16.7	*+	ug/L		147	35 - 138
Phenanthrene	5.68	7.68	*+	ug/L		135	59 - 120
Phenol	5.68	3.97		ug/L		70	30 - 150
Pyrene	5.68	6.94		ug/L		122	57 - 126
N-Nitrosodimethylamine	5.68	2.41		ug/L		42	20 - 160

Surrogate	*LCS %Recovery*	*LCS Qualifier*	*Limits*
2-Fluorobiphenyl (Surr)	*153*	*S1+*	*44 - 119*
2-Fluorophenol (Surr)	*108*		*19 - 119*
Nitrobenzene-d5 (Surr)	*176*	*S1+*	*44 - 120*
p-Terphenyl-d14 (Surr)	*132*		*50 - 134*
2,4,6-Tribromophenol (Surr)	*198*	*S1+*	*43 - 140*
Phenol-d5 (Surr)	*81*	*S1+*	*18 - 61*

Method: 6020B - Metals (ICP/MS)

Lab Sample ID: MB 410-759922/1-A
Matrix: Water
Analysis Batch: 761205

Client Sample ID: Method Blank
Prep Type: Total Recoverable
Prep Batch: 759922

Analyte	MB Result	MB Qualifier	LOQ	LOD	DL	Unit	D	Analyzed	Dil Fac
Arsenic	<1.70		2.00	1.70	0.680	ug/L		01/27/26 16:34	1
Barium	<1.60		2.00	1.60	0.746	ug/L		01/27/26 16:34	1
Cadmium	<0.400		0.500	0.400	0.151	ug/L		01/27/26 16:34	1
Chromium	<1.10		2.00	1.10	0.550	ug/L		01/27/26 16:34	1
Lead	<0.240		0.500	0.240	0.120	ug/L		01/27/26 16:34	1
Selenium	<0.600		1.00	0.600	0.278	ug/L		01/27/26 16:34	1
Silver	<0.300		0.500	0.300	0.100	ug/L		01/27/26 16:34	1

Lab Sample ID: LCS 410-759922/2-A
Matrix: Water
Analysis Batch: 761205

Client Sample ID: Lab Control Sample
Prep Type: Total Recoverable
Prep Batch: 759922

Analyte	Spike Added	LCS Result	LCS Qualifier	Unit	D	%Rec	%Rec Limits
Arsenic	500	491.8		ug/L		98	84 - 116
Barium	500	496.6		ug/L		99	86 - 114
Cadmium	50.0	46.68		ug/L		93	87 - 115
Chromium	500	505.0		ug/L		101	85 - 116
Lead	50.0	51.52		ug/L		103	88 - 115
Selenium	100	99.80		ug/L		100	80 - 120
Silver	50.0	48.35		ug/L		97	85 - 116

Method: 7470A - Mercury (CVAA)

Lab Sample ID: MB 410-760597/1-A
Matrix: Water
Analysis Batch: 761803

Client Sample ID: Method Blank
Prep Type: Total/NA
Prep Batch: 760597

Analyte	MB Result	MB Qualifier	LOQ	LOD	DL	Unit	D	Analyzed	Dil Fac
Mercury	<0.160		0.200	0.160	0.0870	ug/L		01/28/26 20:07	1

Lab Sample ID: LCS 410-760597/2-A
Matrix: Water
Analysis Batch: 761803

Client Sample ID: Lab Control Sample
Prep Type: Total/NA
Prep Batch: 760597

Analyte			Spike Added	LCS Result	LCS Qualifier	Unit	D	%Rec	%Rec Limits		
Mercury			1.00	1.012		ug/L		101	82 - 119		

GC/MS VOA

Analysis Batch: 761876

Lab Sample ID	Client Sample ID	Prep Type	Matrix	Method	Prep Batch
410-262595-1	2601201110F	Total/NA	Water	8260D	
410-262595-2	2601201150	Total/NA	Water	8260D	
410-262595-3	2601201150D	Total/NA	Water	8260D	
410-262595-4	2601201215E	Total/NA	Water	8260D	
410-262595-5	260120-TB01	Total/NA	Water	8260D	
MB 410-761876/7	Method Blank	Total/NA	Water	8260D	
LCS 410-761876/4	Lab Control Sample	Total/NA	Water	8260D	
LCSD 410-761876/5	Lab Control Sample Dup	Total/NA	Water	8260D	

GC/MS Semi VOA

Prep Batch: 760169

Lab Sample ID	Client Sample ID	Prep Type	Matrix	Method	Prep Batch
410-262595-1	2601201110F	Total/NA	Water	3511	
410-262595-2	2601201150	Total/NA	Water	3511	
410-262595-3	2601201150D	Total/NA	Water	3511	
410-262595-4	2601201215E	Total/NA	Water	3511	
MB 410-760169/1-A	Method Blank	Total/NA	Water	3511	
LCS 410-760169/2-A	Lab Control Sample	Total/NA	Water	3511	

Analysis Batch: 761341

Lab Sample ID	Client Sample ID	Prep Type	Matrix	Method	Prep Batch
LCS 410-760169/2-A	Lab Control Sample	Total/NA	Water	8270E	760169

Analysis Batch: 761954

Lab Sample ID	Client Sample ID	Prep Type	Matrix	Method	Prep Batch
MB 410-760169/1-A	Method Blank	Total/NA	Water	8270E	760169

Prep Batch: 762238

Lab Sample ID	Client Sample ID	Prep Type	Matrix	Method	Prep Batch
410-262595-1 - RE	2601201110F	Total/NA	Water	3511	
410-262595-2 - RE	2601201150	Total/NA	Water	3511	
410-262595-3 - RE	2601201150D	Total/NA	Water	3511	
410-262595-4 - RE	2601201215E	Total/NA	Water	3511	
MB 410-762238/1-A	Method Blank	Total/NA	Water	3511	
LCS 410-762238/2-A	Lab Control Sample	Total/NA	Water	3511	

Analysis Batch: 762544

Lab Sample ID	Client Sample ID	Prep Type	Matrix	Method	Prep Batch
410-262595-1	2601201110F	Total/NA	Water	8270E	760169
410-262595-2	2601201150	Total/NA	Water	8270E	760169
410-262595-3	2601201150D	Total/NA	Water	8270E	760169
410-262595-4	2601201215E	Total/NA	Water	8270E	760169

Analysis Batch: 762548

Lab Sample ID	Client Sample ID	Prep Type	Matrix	Method	Prep Batch
410-262595-1 - RE	2601201110F	Total/NA	Water	8270E	762238
410-262595-2 - RE	2601201150	Total/NA	Water	8270E	762238
410-262595-3 - RE	2601201150D	Total/NA	Water	8270E	762238
410-262595-4 - RE	2601201215E	Total/NA	Water	8270E	762238
MB 410-762238/1-A	Method Blank	Total/NA	Water	8270E	762238

GC/MS Semi VOA (Continued)

Analysis Batch: 762548 (Continued)

Lab Sample ID	Client Sample ID	Prep Type	Matrix	Method	Prep Batch
LCS 410-762238/2-A	Lab Control Sample	Total/NA	Water	8270E	762238

Metals

Prep Batch: 759922

Lab Sample ID	Client Sample ID	Prep Type	Matrix	Method	Prep Batch
410-262595-1	2601201110F	Total Recoverable	Water	3005A	
410-262595-2	2601201150	Total Recoverable	Water	3005A	
410-262595-3	2601201150D	Total Recoverable	Water	3005A	
410-262595-4	2601201215E	Total Recoverable	Water	3005A	
MB 410-759922/1-A	Method Blank	Total Recoverable	Water	3005A	
LCS 410-759922/2-A	Lab Control Sample	Total Recoverable	Water	3005A	

Prep Batch: 760597

Lab Sample ID	Client Sample ID	Prep Type	Matrix	Method	Prep Batch
410-262595-1	2601201110F	Total/NA	Water	7470A	
410-262595-2	2601201150	Total/NA	Water	7470A	
410-262595-3	2601201150D	Total/NA	Water	7470A	
410-262595-4	2601201215E	Total/NA	Water	7470A	
MB 410-760597/1-A	Method Blank	Total/NA	Water	7470A	
LCS 410-760597/2-A	Lab Control Sample	Total/NA	Water	7470A	

Analysis Batch: 761205

Lab Sample ID	Client Sample ID	Prep Type	Matrix	Method	Prep Batch
410-262595-1	2601201110F	Total Recoverable	Water	6020B	759922
410-262595-2	2601201150	Total Recoverable	Water	6020B	759922
410-262595-3	2601201150D	Total Recoverable	Water	6020B	759922
410-262595-4	2601201215E	Total Recoverable	Water	6020B	759922
MB 410-759922/1-A	Method Blank	Total Recoverable	Water	6020B	759922
LCS 410-759922/2-A	Lab Control Sample	Total Recoverable	Water	6020B	759922

Analysis Batch: 761803

Lab Sample ID	Client Sample ID	Prep Type	Matrix	Method	Prep Batch
410-262595-1	2601201110F	Total/NA	Water	7470A	760597
410-262595-2	2601201150	Total/NA	Water	7470A	760597
410-262595-3	2601201150D	Total/NA	Water	7470A	760597
410-262595-4	2601201215E	Total/NA	Water	7470A	760597
MB 410-760597/1-A	Method Blank	Total/NA	Water	7470A	760597
LCS 410-760597/2-A	Lab Control Sample	Total/NA	Water	7470A	760597

Analysis Batch: 762168

Lab Sample ID	Client Sample ID	Prep Type	Matrix	Method	Prep Batch
410-262595-3	2601201150D	Total Recoverable	Water	6020B	759922

Lab Chronicle

Client: Tetra Tech Inc
Project/Site: WSTF 600C-004-GW

Job ID: 410-262595-1

Client Sample ID: 2601201110F
Date Collected: 01/20/26 11:10
Date Received: 01/22/26 11:00

Lab Sample ID: 410-262595-1
Matrix: Water

Prep Type	Batch Type	Batch Method	Run	Dilution Factor	Batch Number	Analyst	Lab	Prepared or Analyzed
Total/NA	Analysis	8260D		1	761876	TQ4J	ELLE	01/29/26 12:13
Total/NA	Prep	3511	RE		762238	L2FU	ELLE	01/29/26 15:22
Total/NA	Analysis	8270E	RE	1	762548	SJ89	ELLE	01/30/26 17:11
Total/NA	Prep	3511			760169	L2FU	ELLE	01/23/26 16:14
Total/NA	Analysis	8270E		1	762544	SJ89	ELLE	01/30/26 14:27
Total Recoverable	Prep	3005A			759922	UJL8	ELLE	01/27/26 06:15
Total Recoverable	Analysis	6020B		1	761205	I9IN	ELLE	01/27/26 17:52
Total/NA	Prep	7470A			760597	UJL8	ELLE	01/28/26 08:12
Total/NA	Analysis	7470A		1	761803	IJ3I	ELLE	01/28/26 20:48

Client Sample ID: 2601201150
Date Collected: 01/20/26 11:50
Date Received: 01/22/26 11:00

Lab Sample ID: 410-262595-2
Matrix: Water

Prep Type	Batch Type	Batch Method	Run	Dilution Factor	Batch Number	Analyst	Lab	Prepared or Analyzed
Total/NA	Analysis	8260D		1	761876	TQ4J	ELLE	01/29/26 12:33
Total/NA	Prep	3511	RE		762238	L2FU	ELLE	01/29/26 15:22
Total/NA	Analysis	8270E	RE	1	762548	SJ89	ELLE	01/30/26 17:42
Total/NA	Prep	3511			760169	L2FU	ELLE	01/23/26 16:14
Total/NA	Analysis	8270E		1	762544	SJ89	ELLE	01/30/26 14:58
Total Recoverable	Prep	3005A			759922	UJL8	ELLE	01/27/26 06:15
Total Recoverable	Analysis	6020B		1	761205	I9IN	ELLE	01/27/26 17:54
Total/NA	Prep	7470A			760597	UJL8	ELLE	01/28/26 08:12
Total/NA	Analysis	7470A		1	761803	IJ3I	ELLE	01/28/26 20:50

Client Sample ID: 2601201150D
Date Collected: 01/20/26 11:50
Date Received: 01/22/26 11:00

Lab Sample ID: 410-262595-3
Matrix: Water

Prep Type	Batch Type	Batch Method	Run	Dilution Factor	Batch Number	Analyst	Lab	Prepared or Analyzed
Total/NA	Analysis	8260D		1	761876	TQ4J	ELLE	01/29/26 12:54
Total/NA	Prep	3511	RE		762238	L2FU	ELLE	01/29/26 15:22
Total/NA	Analysis	8270E	RE	1	762548	SJ89	ELLE	01/30/26 18:12
Total/NA	Prep	3511			760169	L2FU	ELLE	01/23/26 16:14
Total/NA	Analysis	8270E		1	762544	SJ89	ELLE	01/30/26 15:28
Total Recoverable	Prep	3005A			759922	UJL8	ELLE	01/27/26 06:15
Total Recoverable	Analysis	6020B		1	762168	F7JF	ELLE	01/29/26 13:16
Total Recoverable	Prep	3005A			759922	UJL8	ELLE	01/27/26 06:15
Total Recoverable	Analysis	6020B		1	761205	I9IN	ELLE	01/27/26 17:56
Total/NA	Prep	7470A			760597	UJL8	ELLE	01/28/26 08:12
Total/NA	Analysis	7470A		1	761803	IJ3I	ELLE	01/28/26 20:52

Lab Chronicle

Client: Tetra Tech Inc
Project/Site: WSTF 600C-004-GW

Job ID: 410-262595-1

Client Sample ID: 2601201215E

Date Collected: 01/20/26 12:15
Date Received: 01/22/26 11:00

Lab Sample ID: 410-262595-4

Matrix: Water

Prep Type	Batch Type	Batch Method	Run	Dilution Factor	Batch Number	Analyst	Lab	Prepared or Analyzed
Total/NA	Analysis	8260D		1	761876	TQ4J	ELLE	01/29/26 13:14
Total/NA	Prep	3511	RE		762238	L2FU	ELLE	01/29/26 15:22
Total/NA	Analysis	8270E	RE	1	762548	SJ89	ELLE	01/30/26 18:43
Total/NA	Prep	3511			760169	L2FU	ELLE	01/23/26 16:14
Total/NA	Analysis	8270E		1	762544	SJ89	ELLE	01/30/26 15:58
Total Recoverable	Prep	3005A			759922	UJL8	ELLE	01/27/26 06:15
Total Recoverable	Analysis	6020B		1	761205	I9IN	ELLE	01/27/26 17:58
Total/NA	Prep	7470A			760597	UJL8	ELLE	01/28/26 08:12
Total/NA	Analysis	7470A		1	761803	IJ3I	ELLE	01/28/26 20:54

Client Sample ID: 260120-TB01

Date Collected: 01/20/26 00:00
Date Received: 01/22/26 11:00

Lab Sample ID: 410-262595-5

Matrix: Water

Prep Type	Batch Type	Batch Method	Run	Dilution Factor	Batch Number	Analyst	Lab	Prepared or Analyzed
Total/NA	Analysis	8260D		1	761876	TQ4J	ELLE	01/29/26 13:34

Laboratory References:

ELLE = Eurofins Lancaster Laboratories Environment Testing, LLC, 2425 New Holland Pike, Lancaster, PA 17601, TEL (717)656-2300

Accreditation/Certification Summary

Client: Tetra Tech Inc
Job ID: 410-262595-1
Project/Site: WSTF 600C-004-GW

Laboratory: Eurofins Lancaster Laboratories Environment Testing, LLC

The accreditations/certifications listed below are applicable to this report.

Authority	Program	Identification Number	Expiration Date
A2LA	Dept. of Defense ELAP	0001.01	11-30-26
Pennsylvania	NELAP	36-00037	01-31-27

Method Summary

Client: Tetra Tech Inc
Project/Site: WSTF 600C-004-GW

Job ID: 410-262595-1

Method	Method Description	Protocol	Laboratory
8260D	Volatile Organic Compounds (GC/MS)	SW846	ELLE
8270E	Semivolatile Organic Compounds (GC-MS/MS)	SW846	ELLE
6020B	Metals (ICP/MS)	SW846	ELLE
7470A	Mercury (CVAA)	SW846	ELLE
3005A	Preparation, Total Recoverable or Dissolved Metals	SW846	ELLE
3511	Microextraction of Organic Compounds	SW846	ELLE
5030C	Purge and Trap	SW846	ELLE
7470A	Preparation, Mercury	SW846	ELLE

Protocol References:

SW846 = "Test Methods For Evaluating Solid Waste, Physical/Chemical Methods", Third Edition, November 1986 And Its Updates.

Laboratory References:

ELLE = Eurofins Lancaster Laboratories Environment Testing, LLC, 2425 New Holland Pike, Lancaster, PA 17601, TEL (717)656-2300

Sample Summary

Client: Tetra Tech Inc
Project/Site: WSTF 600C-004-GW

Job ID: 410-262595-1

Lab Sample ID	Client Sample ID	Matrix	Collected	Received	Sample Origin
410-262595-1	2601201110F	Water	01/20/26 11:10	01/22/26 11:00	New Mexico
410-262595-2	2601201150	Water	01/20/26 11:50	01/22/26 11:00	New Mexico
410-262595-3	2601201150D	Water	01/20/26 11:50	01/22/26 11:00	New Mexico
410-262595-4	2601201215E	Water	01/20/26 12:15	01/22/26 11:00	New Mexico
410-262595-5	260120-TB01	Water	01/20/26 00:00	01/22/26 11:00	New Mexico

ıvironme

Chain of Custody Record

1 cooler Pg 1 of 1

eurofins | Environment Testing

410-262595 Chain of Custody

Client Contact: ~~Grace Ashmore~~ Sarah Damphousse	Sampler: Grace Ashmore, Ben Seiderman	Lab PM: Gordon, Stephen J	Carrier Tracking No(s):	COC No: 410-184603-50011.1
Company: Tetra Tech Inc	Phone: 831-220-7227 (GA)	E-Mail: Stephen.Gordon@et.eurofinsus.com	State of Origin: NM	Page: Page 1 of 1
Address: 400 Penn Center Blvd, Suite 700 ~~1230 Colombia Street, Suite 1000~~	PWSID:	Analysis Requested		Job #:
City: ~~San Diego~~ Pittsburgh	Due Date Requested: ~~Std~~ 10 days			
State, Zip: ~~CA, 92101~~ PA, 15235	TAT Requested (days): 10 days			
Phone: 407-808 ~~###~~ -1414	Compliance Project: Δ Yes Δ No			
Email: ~~Grace.Ashmore@tetratech.com~~ sarah.damphousse@tetratech.com	PO #: 1223283			
Project Name: WSTF 600C-004-GW	WO #:			
Site: 600C-004-GW	Project #: 41028206			
	SSOW#:			

Preservation Codes:
A - HCL
N - None
D - HNO3
Other:

Sample Identification	Sample Date	Sample Time	Sample Type (C=comp, G=grab)	Matrix (W=water, S=solid, O=wastoil, BT=Tissue, A=Air, DW=Drinking Water)	Field Filtered Sample (Yes or No)	Perform MS/MSD (Yes or No)	8260D_DOD6 - (MOD) TCL 4.3	8270E_QQQ_DOD6 - TCL 4.3 SVOCs +NDMA	6020B_DOD6, 7470A_DOD6	Total Number of containers	Special Instructions/Note:
			Preservation Code:				A	N	D		
260120 1110 F	1/20/26	1110	G	Water	X	X	3	2	1		Field Blank
260120 1150	1/20/26	1150	G	Water	X	X	3	2	1		600C-004-GW GW sample
260120 1150 D	1/20/26	1150	G	Water			3	2	1		Duplicate
260120 1215 E	1/20/26	1215	G	Water			3	2	1		Equip rinsate (WLM)
260120-TB01	~~1/2~~	—	—	Water			2				Trip blank #1

Possible Hazard Identification
☑ Non-Hazard ☐ Flammable ☐ Skin Irritant ☐ Poison B ☐ Unknown ☐ Radiological

Sample Disposal (A fee may be assessed if samples are retained longer than 1 month)
☐ Return To Client ☑ Disposal By Lab ☐ Archive For _____ Months

Deliverable Requested: I, II, III, IV, Other (specify)

Special Instructions/QC Requirements:

Empty Kit Relinquished by:	Date:	Time:	Method of Shipment:

	Relinquished by	Date/Time	Company	Received by	Date/Time	Company
1	Ben Seiderman	1/20/26 / 1745	Tetra Tech	Fedex	1/20/26 / 1745	Fedex
2		Date/Time:	Company	Received by:	Date/Time	Company
3		Date/Time:	Company	Received by:	Date/Time 1/22/26 11:00	Company ET

Custody Seals Intact: ☐ Yes Δ No | Custody Seal No.:

Cooler Temperature(s) °C and Other Remarks: R: 3.1 C: 3.1

Ver: 10/10/2024

Login Sample Receipt Checklist

Client: Tetra Tech Inc

Job Number: 410-262595-1

Login Number: 262595
List Number: 1
Creator: Arroyo, Haley

List Source: Eurofins Lancaster Laboratories Environment Testing, LLC

Question	Answer	Comment
The cooler's custody seal is intact.	True	
The cooler or samples do not appear to have been compromised or tampered with.	True	
Samples were received on ice.	True	
Cooler Temperature acceptable,where thermal pres is required(</=6C, not frozen).	True	
Cooler Temperature is recorded.	True	
WV:Container Temp acceptable,where thermal pres is required (</=6C, not frozen).	N/A	
WV: Container Temperature is recorded.	N/A	
COC is present.	True	
COC is filled out in ink and legible.	True	
COC is filled out with all pertinent information.	True	
There are no discrepancies between the containers received and the COC.	True	
Sample containers have legible labels.	True	
Containers are not broken or leaking.	True	
Sample collection date/times are provided.	True	
Appropriate sample containers are used.	True	
Sample bottles are completely filled.	True	
There is sufficient vol. for all requested analyses.	True	
Is the Field Sampler's name present on COC?	True	
Sample custody seals are intact.	True	
VOA sample vials do not have headspace >6mm in diameter (none, if from WV)?	True	

Appendix F
Survey Report

Project: Monitoring Well Survey Location: New Mexico State Plane, Central Zone

Survey Date: January 14,2026
Prepared For: Tetra Tech
Prepared By: Construction Surveying Services

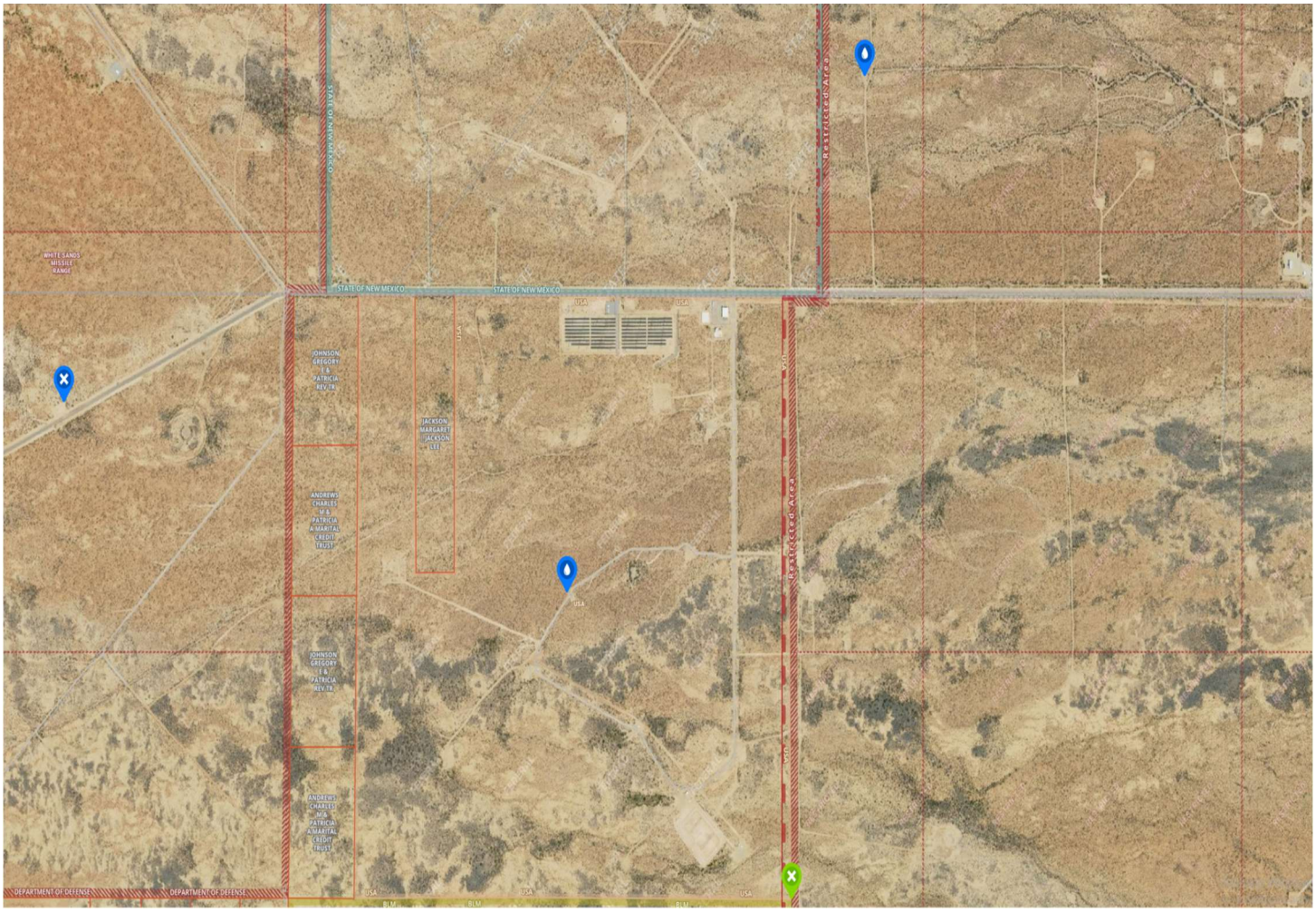

Monitoring Well Survey Report

Project: Monitoring Well Survey

Survey Date: January 14, 2026

Client: Tetra Tech

Surveyed By: Construction Surveying Services

1.0 Executive Summary

Construction Surveying Services performed a horizontal and vertical control survey for two monitoring wells (600C-004-GW and 600C-003-GW). The objective was to establish precise coordinates and elevations for the brass caps, PVC casings, and adjacent natural ground at each site using high-precision GNSS technology.

2.0 Methodology and Equipment

The survey employed a combination of **Static GNSS observations** for control establishment and **Real-Time Kinematic (RTK)** measurements for point-specific data collection.

- **Equipment:** Stonex S10A (Base Station) and Stonex S800 (Rover).
- **Primary Control:** Base stations performed static data collection for a duration exceeding two hours at each site.
- **Post-Processing:** Raw static data was processed through the National Geodetic Survey (NGS) **Online Positioning User Service (OPUS)** to ensure high-accuracy global positioning.
- **Quality Control:** The field crew verified accuracy by checking into several points of an existing survey network and a previously established control point from a past monitoring well survey.

3.0 Field Observations

3.1 Well Site #600C-004-GW

- **Base Point:** #2294
- **Observation Window:** 08:30 – 11:00 MST
- **Measurement Points:** * Brass cap (concrete footing)
    - Top of PVC casing (North side)
    - Adjacent natural ground (North side)

3.2 Well Site #600C-003-GW

- **Base Point:** #2293
- **Observation Window:** 15:00 – 17:15 MST
- **Measurement Points:** * Brass cap (concrete footing)
    - Top of PVC casing (North side)
    - Adjacent natural ground (North side)

4.0 Coordinate System and Datums

To maintain consistency with regional mapping standards, all data is referenced to the following:

Parameter	Reference Datum / System
Horizontal Datum	NAD83 (New Mexico State Plane, Central Zone)
Vertical Datum	NAVD88
Horizontal Units	Meters (reported to nearest 0.03m / 0.1 ft)
Vertical Units	Feet (reported to nearest 0.01 ft)

5.0 Results and Survey Data

The specific coordinate strings and elevation values determined during this survey are cataloged in the following attachments:

Well Number	Point	Northing (meters)	Easting (meters)	Elevation (feet)
#600C-003-GW	OPUS #2293	168838.20	462754.31	4552.48
#600C-003-GW	Brass Cap	168866.41	462757.19	4553.24
#600C-003-GW	North Side Top PVC	168866.58	462756.83	4555.39
#600C-003-GW	North Side Adjacent Ground	168868.07	462757.26	4552.91
#600C-004-GW	OPUS #2294	167584.70	461779.11	4494.35
#600C-004-GW	Brass Cap	167605.73	461801.28	4497.48
#600C-004-GW	North Side Top PVC	167605.45	461801.01	4499.65
#600C-004-GW	North Side Adjacent Ground	167606.21	461801.62	4497.00

Note: All measurements were conducted in accordance with standard surveying practices to ensure the integrity of groundwater monitoring data.

6.0 Surveyor Certification

Surveying measurements and this report were prepared by Construction Surveying Services on behalf of Tetra Tech. The survey measurements performed, and preparation of this report were performed under the direction of Steven Sandoval, a Registered Professional Land Surveyor in the State of New Mexico, and are true and correct to the best of my knowledge and belief.



Steven J. Sandoval NMPS No. 12351 Date: ***February 5, 2026***

Exhibit A

North Well No.600C-003-GW

32.52245783,-106.6464389

Latitude	N32° 31′ 20.84818″
Longitude	W106°38'47.17991"
Northing (meters)	168866.58
Easting (meters)	462756.83
Elevation (feet)	4555.39



Exhibit B

South Well No.600C-004-GW

32.51105246,-106.6565618

Latitude	N32° 30′ 39.78886″
Longitude	W106°39'23.62252"
Northing(meters)	167605.45
Easting(meters)	461801.01
Elevation(feet)	4499.65



			HORIZONTAL	NAD83		Vertical	NAVD88				
		STATE PLANE 3002 NM CENTRAL									
		US SURVEY FUS SURVEY FT		Meters	Meters	*ELEVATION*					
Monitoring Well #	Point Description	Easting	Northing	Northing	Easting	US SURVEY FT					
#600C-003	**Opus Point**	1518219.8	553930.0	168838.20	462754.31	4552.48		**Compare to opus**	Monitoring Well	**Latitude**	**Longitude**
#600C-003	**N Side Top PVC**	1518228.0	554023.1	168866.58	462756.83	4555.39			#600C-003	N32° 31' 20.84818"	W106°38'47.17991"
#600C-003	**N Side Ground**	1518229.4	554028.0	168868.07	462757.26	4552.91				32.52245783	-106.6464389
#600C-003	**Center Brass Cap**	1518229.2	554022.6	168866.41	462757.19	4553.24					
#600C-003	**N Side Conc**	1518228.4	554024.7	168867.07	462756.95	4553.22					
#600C-004	**Opus Point**	1515020.3	549817.5	167584.70	461779.11	4494.35		**Compare to opus**			
#600C-004	**N Side Top PVC**	1515092.1	549885.6	167605.45	461801.01	4499.65			#600C-004	N32° 30' 39.78886"	W106°39'23.62252"
#600C-004	**N Side Ground**	1515094.1	549888.0	167606.21	461801.62	4497.00				32.51105246	-106.6565618
#600C-004	**Center Brass Cap**	1515093.0	549886.5	167605.73	461801.28	4497.48					
#600C-004	**N Side Conc**	1515093.4	549886.9	167605.85	461801.39	4497.43					
#600C-005-GW	**BASE IR # 100**	1509753.0	551439.6	168079.11	460173.62	4417.03		**Checked into previous survey.**			

OPUS DATA:

NGS OPUS SOLUTION REPORT
==========

All computed coordinate accuracies are listed as peak-to-peak values.
For additional information: https://www.ngs.noaa.gov/OPUS/about.jsp#accuracy

USER: kw3m2.km@gmail.com DATE: January 19, 2026
RINEX FILE: sout014r.26o TIME: 18:56:27 UTC

SOFTWARE: page5 2008.25 master253.pl 160321 START: 2026/01/14 17:11:00
EPHEMERIS: igr24013.eph [rapid] STOP: 2026/01/14 19:22:00
NAV FILE: brdc0140.26n OBS USED: 6701 / 6888 : 97%
ANT NAME: STXS10SX017A NONE # FIXED AMB: 48 / 49 : 98%
ARP HEIGHT: 1.673 OVERALL RMS: 0.016(m)

REF FRAME: NAD_83(2011)(EPOCH:2010.0000) ITRF2020 (EPOCH:2026.0377)

X:	-1543534.904(m)	0.008(m)	-1543535.849(m) 0.008(m)
Y:	-5159000.932(m)	0.006(m)	-5158999.537(m) 0.006(m)
Z:	3409062.875(m)	0.012(m)	3409062.655(m) 0.012(m)
LAT:	32 30 39.11238	0.009(m)	32 30 39.12494 0.009(m)
E LON:	253 20 35.54196	0.006(m)	253 20 35.49199 0.006(m)
W LON:	106 39 24.45804	0.006(m)	106 39 24.50801 0.006(m)
EL HGT:	1346.376(m)	0.011(m)	1345.359(m) 0.011(m)
ORTHO HGT:	1369.971(m)	0.074(m)	[NAVD88 (Computed using GEOID18)]

	UTM COORDINATES (UTM (Zone 13))	STATE PLANE COORDINATES (SPC (3002 NM C))
Northing (Y) [meters]	3598273.015	167584.713
Easting (X) [meters]	344371.641	461779.110
Convergence [degrees]	-0.89063889	-0.21863889
Point Scale	0.99989867	0.99991801
Combined Factor	0.99968734	0.99970668

US NATIONAL GRID DESIGNATOR: 13SCR4437198273(NAD 83)

BASE STATIONS USED

PID	DESIGNATION	LATITUDE	LONGITUDE	DISTANCE(m)
DG7419	P026 HATCHARPT_NM2004 CORS GRP	N323932.243	W1071141.500	53131.4
DL3528	TXWT EL PASO W AREAOFF CORS ARP	N315212.399	W1062633.615	73880.9
DK7582	P027 APACHEPNT_NM2007 CORS GRP	N324806.674	W1054814.935	86295.6

NEAREST NGS PUBLISHED CONTROL POINT

CX1670	JORNADA	N322841.992	W1064411.176	8309.2

This position and the above vector components were computed without any knowledge by the National Geodetic Survey regarding the equipment or field operating procedures used.

NGS OPUS SOLUTION REPORT
==========

All computed coordinate accuracies are listed as peak-to-peak values.
For additional information: https://www.ngs.noaa.gov/OPUS/about.jsp#accuracy

USER: kw3m2.km@gmail.com DATE: January 19, 2026
RINEX FILE: nort014w.26o TIME: 18:57:57 UTC

SOFTWARE: page5 2008.25 master296.pl 160321 START: 2026/01/14 22:13:00
EPHEMERIS: igr24013.eph [rapid] STOP: 2026/01/15 00:33:00
NAV FILE: brdc0140.26n OBS USED: 4256 / 6417 : 66%
ANT NAME: STXS10SX017A NONE # FIXED AMB: 78 / 78 : 100%
ARP HEIGHT: 1.628 OVERALL RMS: 0.011(m)

REF FRAME: NAD_83(2011)(EPOCH:2010.0000) ITRF2020 (EPOCH:2026.0383)

X:	-1542415.439(m)	0.005(m)	-1542416.384(m) 0.005(m)
Y:	-5158645.759(m)	0.011(m)	-5158644.364(m) 0.011(m)
Z:	3410132.821(m)	0.004(m)	3410132.601(m) 0.004(m)
LAT:	32 31 19.92796	0.004(m)	32 31 19.94052 0.004(m)
E LON:	253 21 12.72751	0.004(m)	253 21 12.67754 0.004(m)
W LON:	106 38 47.27249	0.004(m)	106 38 47.32246 0.004(m)
EL HGT:	1364.085(m)	0.011(m)	1363.068(m) 0.011(m)
ORTHO HGT:	1387.615(m)	0.072(m)	[NAVD88 (Computed using GEOID18)]

	UTM COORDINATES (UTM (Zone 13))	STATE PLANE COORDINATES (SPC (3002 NM C))
Northing (Y) [meters]	3599514.994	168838.243
Easting (X) [meters]	345361.446	462754.298
Convergence [degrees]	-0.88535833	-0.21315278
Point Scale	0.99989488	0.99991710
Combined Factor	0.99968077	0.99970299

US NATIONAL GRID DESIGNATOR: 13SCR4536199514(NAD 83)

BASE STATIONS USED

PID	DESIGNATION	LATITUDE	LONGITUDE	DISTANCE(m)
DK7582	P027 APACHEPNT_NM2007 CORS GRP	N324806.674	W1054814.935	84925.3
DG7419	P026 HATCHARPT_NM2004 CORS GRP	N323932.243	W1071141.500	53682.9
DM3997	NMSU NM STATE UNIV CORS ARP	N321627.352	W1064440.810	29011.9

NEAREST NGS PUBLISHED CONTROL POINT

CX1670	JORNADA	N322841.992	W1064411.176	9755.1

This position and the above vector components were computed without any knowledge by the National Geodetic Survey regarding the equipment or field operating procedures used.

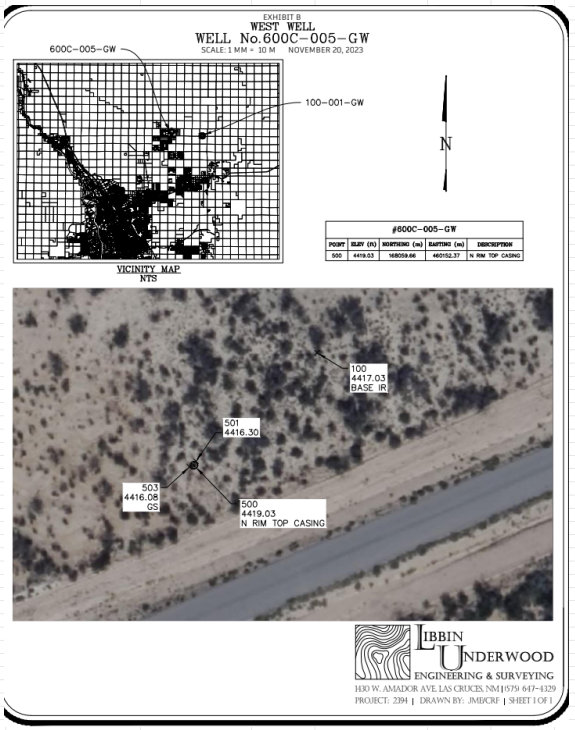

Appendix G
Analytical Report for Investigation-Derived Waste

eurofins | Environment Testing

ANALYTICAL REPORT

PREPARED FOR

Attn: Sarah Damphousse
Tetra Tech Inc
661 ANdersen Drive
Foster Plaza 7
Suite 200
Pittsburgh, Pennsylvania 15220

Generated 1/7/2026 9:07:26 AM

JOB DESCRIPTION

White Sands Test Facility, NM

JOB NUMBER

410-258338-1

Eurofins Lancaster Laboratories Environment Testing, LLC
2425 New Holland Pike
Lancaster PA 17601

See page two for job notes and contact information.

Job Notes

This report may not be reproduced except in full, and with written approval from the laboratory. The results relate only to the samples tested. For questions please contact the Project Manager at the e-mail address or telephone number listed on this page.

Analytical test results meet all requirements of the associated regulatory program (i.e., NELAC (TNI), DoD, and ISO 17025) unless otherwise noted under the individual analysis.

Authorization



Generated
1/7/2026 9:07:26 AM

Authorized for release by
Stephen Gordon, Senior Project Manager
Stephen.Gordon@et.eurofinsus.com
(412)525-0071

Eurofins Lancaster Laboratories Environment Testing, LLC

Compliance Statement

Analytical test results meet all requirements of the associated regulatory program (e.g., NELAC (TNI), DoD, and ISO 17025) unless otherwise noted under the individual analysis. Data qualifiers are applied to note exceptions. Noncompliant quality control (QC) is further explained in narrative comments.
· QC results that exceed the upper limits and are associated with non-detect samples are qualified but further narration is not required since the bias is high and does not change a non-detect result. Further narration is also not required with QC blank detection when the associated sample concentration is non-detect or more than ten times the level in the blank.
· Matrix QC may not be reported if insufficient sample or site-specific QC samples were not submitted. In these situations, to demonstrate precision and accuracy at a batch level, a LCS/LCSD is performed, unless otherwise specified in the method.
· Surrogate and/or isotope dilution analyte recoveries (if applicable) which are outside of the QC window are confirmed unless attributed to a dilution or otherwise noted in the narrative.
Regulated compliance samples (e.g. SDWA, NPDES) must comply with the associated agency requirements/permits.

Measurement uncertainty values, as applicable, are available upon request.

Test results relate only to the sample tested. Clients should be aware that a critical step in a chemical or microbiological analysis is the collection of the sample. Unless the sample analyzed is truly representative of the bulk of material involved, the test results will be meaningless. If you have questions regarding the proper techniques of collecting samples, please contact us. We cannot be held responsible for sample integrity, however, unless sampling has been performed by a member of our staff. Times are local to the area of activity. Parameters listed in the 40 CFR Part 136 Table II as "analyze immediately" and tested in the laboratory are not performed within 15 minutes of collection.

This report shall not be reproduced except in full, without the written approval of the laboratory.

WARRANTY AND LIMITS OF LIABILITY - In accepting analytical work, we warrant the accuracy of test results for the sample as submitted. The foregoing express warranty is exclusive and is given in lieu of all other warranties, expressed or implied, except as otherwise agreed. We disclaim any other warranties, expressed or implied, including a warranty of fitness for particular purpose and warranty of merchantability. In no event shall Eurofins Lancaster Laboratories Environmental, LLC be liable for indirect, special, consequential, or incidental damages including, but not limited to, damages for loss of profit or goodwill regardless of (A) the negligence (either sole or concurrent) of Eurofins Lancaster Laboratories Environmental and (B) whether Eurofins Lancaster Laboratories Environmental has been informed of the possibility of such damages. We accept no legal responsibility for the purposes for which the client uses the test results. Except as otherwise agreed, no purchase order or other order for work shall be accepted by Eurofins Lancaster Laboratories Environmental which includes any conditions that vary from the Standard Terms and Conditions, and Eurofins Lancaster Laboratories Environmental hereby objects to any conflicting terms contained in any acceptance or order submitted by client.



Table of Contents

Cover Page 1
Table of Contents 4
Definitions/Glossary 5
Case Narrative 7
Detection Summary 9
Client Sample Results 11
Surrogate Summary 29
QC Sample Results 31
QC Association Summary 68
Lab Chronicle 73
Certification Summary 76
Method Summary 77
Sample Summary 78
Chain of Custody 79
Receipt Checklists 80

Definitions/Glossary

Client: Tetra Tech Inc
Job ID: 410-258338-1
Project/Site: White Sands Test Facility, NM

Qualifiers

GC/MS VOA

Qualifier	Qualifier Description
^c	CCV Recovery is outside acceptance limits.
cn	Refer to Case Narrative for further detail
D	The reported value is from a dilution.
J	Result is less than the RL but greater than or equal to the MDL and the concentration is an approximate value.
M	Manual integrated compound.
S1-	Surrogate recovery exceeds control limits, low biased.

GC/MS Semi VOA

Qualifier	Qualifier Description
*-	LCS and/or LCSD is outside acceptance limits, low biased.
*+	LCS and/or LCSD is outside acceptance limits, high biased.
^c	CCV Recovery is outside acceptance limits.
cn	Refer to Case Narrative for further detail
ES	The analyte response has saturated the instrument detector. The reported concentration is likely to have a low bias and should be considered a minimum possible concentration.
I	Value is EMPC (estimated maximum possible concentration).
J	Result is less than the RL but greater than or equal to the MDL and the concentration is an approximate value.
M	Manual integrated compound.
S1-	Surrogate recovery exceeds control limits, low biased.
S1+	Surrogate recovery exceeds control limits, high biased.

Metals

Qualifier	Qualifier Description
*+	LCS and/or LCSD is outside acceptance limits, high biased.
cn	Refer to Case Narrative for further detail
D	The reported value is from a dilution.
J	Result is less than the RL but greater than or equal to the MDL and the concentration is an approximate value.

Glossary

Abbreviation	These commonly used abbreviations may or may not be present in this report.
☼	Listed under the "D" column to designate that the result is reported on a dry weight basis
%R	Percent Recovery
CFL	Contains Free Liquid
CFU	Colony Forming Unit
CNF	Contains No Free Liquid
DER	Duplicate Error Ratio (normalized absolute difference)
Dil Fac	Dilution Factor
DL	Detection Limit (DoD/DOE)
DL, RA, RE, IN	Indicates a Dilution, Re-analysis, Re-extraction, or additional Initial metals/anion analysis of the sample
DLC	Decision Level Concentration (Radiochemistry)
EDL	Estimated Detection Limit (Dioxin)
LOD	Limit of Detection (DoD/DOE)
LOQ	Limit of Quantitation (DoD/DOE)
MCL	EPA recommended "Maximum Contaminant Level"
MDA	Minimum Detectable Activity (Radiochemistry)
MDC	Minimum Detectable Concentration (Radiochemistry)
MDL	Method Detection Limit
ML	Minimum Level (Dioxin)
MPN	Most Probable Number
MQL	Method Quantitation Limit
NC	Not Calculated
ND	Not Detected at the reporting limit (or MDL or EDL if shown)
NEG	Negative / Absent
POS	Positive / Present

Glossary (Continued)

Abbreviation	These commonly used abbreviations may or may not be present in this report.
PQL	Practical Quantitation Limit
PRES	Presumptive
QC	Quality Control
RER	Relative Error Ratio (Radiochemistry)
RL	Reporting Limit or Requested Limit (Radiochemistry)
RPD	Relative Percent Difference, a measure of the relative difference between two points
TEF	Toxicity Equivalent Factor (Dioxin)
TEQ	Toxicity Equivalent Quotient (Dioxin)
TNTC	Too Numerous To Count

Job Narrative
410-258338-1

The analytical test results presented in this report meet all requirements of the associated regulatory program listed on the Accreditation/Certification Summary Page, unless otherwise noted. Data qualifiers and/or narrative comments are included to explain any exceptions, if applicable. Regulated compliance samples (e.g. SDWA, NPDES) must comply with associated agency requirements/permits.

- Matrix-specific batch QC (e.g., MS, MSD, SD) may not be reported when insufficient sample volume is available or when site-specific QC samples are not submitted. In such cases, a Laboratory Control Sample Duplicate (LCSD) may be analyzed to provide precision data for the batch.
- For samples analyzed using surrogate and/or isotope dilution analytes, any recoveries falling outside of established acceptance criteria are re-prepared and/or re-analyzed to confirm results, unless the deviation is due to sample dilution or otherwise explained in the case narrative.

Receipt
The samples were received on 12/18/2025 10:20 AM. Unless otherwise noted below, the samples arrived in good condition, and, where required, properly preserved and on ice. The temperatures of the 2 coolers at receipt time were 0.8°C and 2.0°C.

Receipt Exceptions
The Chain-of-Custody (COC) was incomplete as received. The COC is missing Number of containers per sample. This does not meet regulatory requirements.

The Chain-of-Custody (COC) was incomplete as received and/or improperly completed. Analyses were listed on COC, but individual samples were not designated for specific analyses. Entered per received containers.

GC/MS VOA
Method 8260D_DOD6: The following sample(s) was collected in a properly preserved vial; however, the pH was outside the required criteria when verified by the laboratory. The sample was analyzed outside the 7-day holding time specified for unpreserved samples but within the 14-day holding time specified for preserved samples: 2512151700 (410-258338-1).

Method 8260D_DOD6: The continuing calibration verification (CCV) associated with batch 410-749569 recovered above the upper control limit for Acetone. Non-detections of the affected analytes are reported. Any detections are considered estimated.

Method 8260D_DOD6: The following sample(s) was collected in a properly preserved vial; however, the pH was outside the required criteria when verified by the laboratory. The sample was analyzed outside the 7-day holding time specified for unpreserved samples but within the 14-day holding time specified for preserved samples: 2512161210 (410-258338-4).

Method 8260D_DOD6: The following sample(s) were received in pre-weighed containers with a label that was added in the field, which would cause a slight low bias in the final results.

Method 8260D_DOD6: The surrogate recovery for the LCS/LCSD associated with 410-749509 was outside the client specific limits but within the method specified limits.

Method 8260D_DOD6: The response for Chloromethane in the continuing calibration verification marginally exceeds the DoD acceptance criteria, biased low, on analytical batch 410-749509. Due to the marginal nature of the outlier(s), the data is reported.

Method 8260D_DOD6: The continuing calibration verification (CCV) associated with batch 410-749509 recovered above the upper control limit for 1,4-Dioxane. Non-detections of the affected analytes are reported. Any detections are considered estimated.

Method 8260D_DOD6: The following volatiles sample was diluted due to foaming at the time of purging during the original sample analysis: 2512151705 (410-258338-2). Elevated reporting limits (RLs) are provided.

Method 8260D_DOD6: The continuing calibration verification (CCV) associated with batch 410-748773 recovered above the upper control limit for 1,4-Dioxane and Dichlorodifluoromethane. Non-detections of the affected analytes are reported. Any detections are considered estimated.

Method 8260D_DOD6: The response for Chloromethane in the continuing calibration verification marginally exceeds the DoD acceptance criteria, biased low, on analytical batch 410-748773. Due to the marginal nature of the outlier(s), the data is reported.

No additional analytical or quality issues were noted, other than those described above or in the Definitions/ Glossary page.

GC/MS Semi VOA
Method 8270E_DOD6: The continuing calibration verification (CCV) associated with batch 410-749685 recovered above the upper control limit for 2,4-Dinitrophenol, 2-Nitrophenol, 3,3'-Dichlorobenzidine and 2-Methyl-4,6-dinitrophenol. The samples associated with this CCV were non-detects for the affected analytes; therefore, the data have been reported.

Method 8270E_DOD6: The continuing calibration verification (CCV) associated with batch 410-751889 recovered above the upper control limit for 3,4-Methylphenol, 2,4-Dinitrophenol, Di-n-butyl phthalate, Caprolactam, 2-Methyl-4,6-dinitrophenol, 2-Nitroaniline, 2-Nitrophenol and Pentachlorophenol. The samples associated with this CCV were non-detects for the affected analytes; therefore, the data have been reported.

Method 8270E_DOD6: The continuing calibration verification (CCV) associated with batch 410-749685 recovered above the upper control limit for 3,3'-Dichlorobenzidine, 2,4-Dinitrophenol, 2-Methyl-4,6-dinitrophenol and 2-Nitrophenol. The samples associated with this CCV were non-detects for the affected analytes; therefore, the data have been reported.

Method 8270E_DOD6: The laboratory control sample (LCS) for preparation batch 410-748786 and analytical batch 410-749685 recovered low outside control limits for the following analytes: Benzaldehyde. The associated sample(s) was re-prepared and/or re-analyzed outside holding time. Both trials have been reported.

Method 8270E_QQQ_DOD6: The continuing calibration verification (CCV) associated with batch 410-749627 recovered above the upper control limit for 4-Nitrophenol, Caprolactam and N-Nitrosodimethylamine. The samples associated with this CCV were non-detects for the affected analytes; therefore, the data have been reported.

Method 8270E_QQQ_DOD6: The laboratory control sample (LCS) for preparation batch 410-748056 and analytical batch 410-749627 recovered outside control limits for several analytes. The associated sample(s) was re-prepared and/or re-analyzed outside holding time.

No additional analytical or quality issues were noted, other than those described above or in the Definitions/ Glossary page.

Metals
Method 6020B_DOD6 - Total Recoverable: The reference method requires samples to be preserved to a pH of <2. The following sample was received with insufficient preservation at a pH of 7: 2512161210 (410-258338-4). The sample(s) were preserved to the appropriate pH in the laboratory.
This does not meet regulatory requirements.

Method 6020B_DOD6 - Total Recoverable: Due to the matrix, the initial volume(s) used for the following sample deviated from the standard procedure: 2512161210 (410-258338-4). The reporting limits (RLs) have been adjusted proportionately.

Method 7470A_DOD6: The reference method requires samples to be preserved to a pH of <2. The following sample was received with insufficient preservation at a pH of 7: 2512151700 (410-258338-1) and could not be adjusted. This does not meet regulatory requirements.

No additional analytical or quality issues were noted, other than those described above or in the Definitions/ Glossary page.

General Chemistry
No additional analytical or quality issues were noted, other than those described above or in the Definitions/ Glossary page.

Detection Summary

Client: Tetra Tech Inc
Project/Site: White Sands Test Facility, NM

Job ID: 410-258338-1

Client Sample ID: 2512151700 — Lab Sample ID: 410-258338-1

Analyte	Result	Qualifier	LOQ	LOD	DL	Unit	Dil Fac	D	Method	Prep Type
Acetone	180	^c cn	20	2.0	0.70	ug/L	1		8260D	Total/NA
N-Nitrosodiphenylamine	1.2	*+ cn	0.12	0.12	0.062	ug/L	1		8270E	Total/NA
Arsenic	126		10.0	8.50	3.40	ug/L	1		6020B	Total Recoverable
Barium	4730		10.0	8.00	3.73	ug/L	1		6020B	Total Recoverable
Cadmium	5.64		2.50	2.00	0.755	ug/L	1		6020B	Total Recoverable
Chromium	385		10.0	5.50	2.75	ug/L	1		6020B	Total Recoverable
Lead	204		2.50	1.20	0.600	ug/L	1		6020B	Total Recoverable
Selenium	5.03		5.00	3.00	1.39	ug/L	1		6020B	Total Recoverable

Client Sample ID: 2512151705 — Lab Sample ID: 410-258338-2

Analyte	Result	Qualifier	LOQ	LOD	DL	Unit	Dil Fac	D	Method	Prep Type
Arsenic	4.22	D	0.310	0.248	0.104	mg/Kg	2	☼	6020B	Total/NA
Barium	457	D	1.55	1.43	0.837	mg/Kg	10	☼	6020B	Total/NA
Cadmium	0.179	D	0.0775	0.0620	0.0310	mg/Kg	2	☼	6020B	Total/NA
Chromium	9.93	D	0.310	0.296	0.296	mg/Kg	2	☼	6020B	Total/NA
Lead	6.63	D	0.155	0.124	0.0589	mg/Kg	2	☼	6020B	Total/NA
Selenium	0.112	J D	0.310	0.155	0.0775	mg/Kg	2	☼	6020B	Total/NA

Client Sample ID: 2512161215 — Lab Sample ID: 410-258338-3

Analyte	Result	Qualifier	LOQ	LOD	DL	Unit	Dil Fac	D	Method	Prep Type
Acetone	22	M	22	17	6.5	ug/Kg	1	☼	8260D	Total/NA
Carbon disulfide	1.6	J	5.4	2.2	0.86	ug/Kg	1	☼	8260D	Total/NA
Arsenic	7.38	D	0.461	0.369	0.155	mg/Kg	2	☼	6020B	Total/NA
Barium	79.0	D	0.461	0.425	0.249	mg/Kg	2	☼	6020B	Total/NA
Cadmium	0.221	D	0.115	0.0923	0.0461	mg/Kg	2	☼	6020B	Total/NA
Chromium	9.25	D	0.461	0.441	0.441	mg/Kg	2	☼	6020B	Total/NA
Lead	7.48	D	0.231	0.185	0.0877	mg/Kg	2	☼	6020B	Total/NA
Selenium	0.130	J D	0.461	0.231	0.115	mg/Kg	2	☼	6020B	Total/NA

Client Sample ID: 2512161210 — Lab Sample ID: 410-258338-4

Analyte	Result	Qualifier	LOQ	LOD	DL	Unit	Dil Fac	D	Method	Prep Type
Acetone	5.3	J cn	20	2.0	0.70	ug/L	1		8260D	Total/NA
4-Methylphenol	0.25	J cn	0.29	0.29	0.24	ug/L	1		8270E	Total/NA
N-Nitrosodiphenylamine	1.0	*+ cn	0.12	0.12	0.059	ug/L	1		8270E	Total/NA
Arsenic	48.2	cn	10.0	8.50	3.40	ug/L	1		6020B	Total Recoverable
Barium	1730	cn	10.0	8.00	3.73	ug/L	1		6020B	Total Recoverable
Cadmium	2.46	J cn	2.50	2.00	0.755	ug/L	1		6020B	Total Recoverable
Chromium	146	cn	10.0	5.50	2.75	ug/L	1		6020B	Total Recoverable
Lead	77.2	cn	2.50	1.20	0.600	ug/L	1		6020B	Total Recoverable
Selenium	3.11	J cn	5.00	3.00	1.39	ug/L	1		6020B	Total Recoverable

This Detection Summary does not include radiochemical test results.

Detection Summary

Client: Tetra Tech Inc
Job ID: 410-258338-1
Project/Site: White Sands Test Facility, NM

Client Sample ID: TB2 — Lab Sample ID: 410-258338-5

No Detections.

Client Sample ID: TB1 — Lab Sample ID: 410-258338-6

No Detections.

Client Sample ID: TB3 — Lab Sample ID: 410-258338-7

No Detections.

Client Sample ID: TB4 — Lab Sample ID: 410-258338-8

No Detections.

This Detection Summary does not include radiochemical test results.

Client: Tetra Tech Inc
Project/Site: White Sands Test Facility, NM

Job ID: 410-258338-1

Client Sample ID: 2512151700
Date Collected: 12/15/25 17:00
Date Received: 12/18/25 10:20

Lab Sample ID: 410-258338-1
Matrix: Water

Method: SW846 8260D - Volatile Organic Compounds (GC/MS)

Analyte	Result	Qualifier	LOQ	LOD	DL	Unit	D	Analyzed	Dil Fac
cis-1,3-Dichloropropene	<0.50	cn	1.0	0.50	0.20	ug/L		12/29/25 12:17	1
trans-1,3-Dichloropropene	<0.50	cn	1.0	0.50	0.20	ug/L		12/29/25 12:17	1
Ethylbenzene	<0.80	cn	1.0	0.80	0.40	ug/L		12/29/25 12:17	1
Styrene	<0.60	cn	5.0	0.60	0.30	ug/L		12/29/25 12:17	1
1,4-Dichlorobenzene	<0.60	cn	5.0	0.60	0.30	ug/L		12/29/25 12:17	1
1,2-Dibromoethane	<0.50	cn	1.0	0.50	0.20	ug/L		12/29/25 12:17	1
1,2-Dichloroethane	<0.60	cn	1.0	0.60	0.30	ug/L		12/29/25 12:17	1
1,2,3-Trichlorobenzene	<1.0	cn	5.0	1.0	0.40	ug/L		12/29/25 12:17	1
4-Methyl-2-pentanone (MIBK)	<1.0	cn	10	1.0	0.50	ug/L		12/29/25 12:17	1
1,2,3-Trichloropropane	<0.60	cn	5.0	0.60	0.30	ug/L		12/29/25 12:17	1
Methylcyclohexane	<1.0	cn	5.0	1.0	0.50	ug/L		12/29/25 12:17	1
Toluene	<0.60	cn	1.0	0.60	0.30	ug/L		12/29/25 12:17	1
1,2,4-Trimethylbenzene	<2.0	cn	5.0	2.0	1.0	ug/L		12/29/25 12:17	1
Chlorobenzene	<0.60	cn	1.0	0.60	0.30	ug/L		12/29/25 12:17	1
Cyclohexane	<2.0	cn	5.0	2.0	1.0	ug/L		12/29/25 12:17	1
1,2,4-Trichlorobenzene	<1.0	cn	5.0	1.0	0.30	ug/L		12/29/25 12:17	1
Dibromochloromethane	<0.50	cn	1.0	0.50	0.20	ug/L		12/29/25 12:17	1
Xylenes, Total	<0.80	cn	1.0	0.80	0.40	ug/L		12/29/25 12:17	1
Tetrachloroethene	<0.60	cn	1.0	0.60	0.30	ug/L		12/29/25 12:17	1
cis-1,2-Dichloroethene	<0.60	cn	1.0	0.60	0.30	ug/L		12/29/25 12:17	1
trans-1,2-Dichloroethene	<1.4	cn	2.0	1.4	0.70	ug/L		12/29/25 12:17	1
Methyl tert-butyl ether	<0.50	cn	1.0	0.50	0.20	ug/L		12/29/25 12:17	1
1,3-Dichlorobenzene	<1.4	cn	5.0	1.4	0.68	ug/L		12/29/25 12:17	1
Carbon tetrachloride	<0.60	cn	1.0	0.60	0.30	ug/L		12/29/25 12:17	1
1,4-Dioxane	<100	cn	250	100	29	ug/L		12/29/25 12:17	1
2-Hexanone	<1.7	cn	10	1.7	0.85	ug/L		12/29/25 12:17	1
Acetone	**180**	**^c cn**	20	2.0	0.70	ug/L		12/29/25 12:17	1
Chloroform	<0.60	cn	1.0	0.60	0.30	ug/L		12/29/25 12:17	1
Benzene	<0.60	cn	1.0	0.60	0.30	ug/L		12/29/25 12:17	1
1,1,1-Trichloroethane	<0.60	cn	1.0	0.60	0.30	ug/L		12/29/25 12:17	1
Bromomethane	<0.60	cn	1.0	0.60	0.30	ug/L		12/29/25 12:17	1
Chloromethane	<1.1	cn	2.0	1.1	0.55	ug/L		12/29/25 12:17	1
Chloroethane	<0.60	cn	1.0	0.60	0.30	ug/L		12/29/25 12:17	1
Vinyl chloride	<0.60	cn	1.0	0.60	0.30	ug/L		12/29/25 12:17	1
Methylene Chloride	<0.60	cn	1.0	0.60	0.30	ug/L		12/29/25 12:17	1
Carbon disulfide	<0.60	cn	5.0	0.60	0.30	ug/L		12/29/25 12:17	1
Bromoform	<2.0	cn	4.0	2.0	1.0	ug/L		12/29/25 12:17	1
Bromodichloromethane	<0.50	cn	1.0	0.50	0.20	ug/L		12/29/25 12:17	1
1,1-Dichloroethene	<0.60	cn	1.0	0.60	0.30	ug/L		12/29/25 12:17	1
Trichlorofluoromethane	<0.60	cn	1.0	0.60	0.30	ug/L		12/29/25 12:17	1
Dichlorodifluoromethane	<0.60	cn	1.0	0.60	0.30	ug/L		12/29/25 12:17	1
1,1,2-Trichloro-1,2,2-trifluoroethane	<0.60	cn	10	0.60	0.30	ug/L		12/29/25 12:17	1
1,2-Dichloropropane	<0.60	cn	1.0	0.60	0.30	ug/L		12/29/25 12:17	1
2-Butanone (MEK)	<1.0	cn	10	1.0	1.0	ug/L		12/29/25 12:17	1
Bromochloromethane	<0.50	cn	5.0	0.50	0.20	ug/L		12/29/25 12:17	1
1,1,2-Trichloroethane	<0.60	cn	1.0	0.60	0.30	ug/L		12/29/25 12:17	1
Trichloroethene	<0.60	cn	1.0	0.60	0.30	ug/L		12/29/25 12:17	1
Methyl acetate	<0.60	cn	5.0	0.60	0.30	ug/L		12/29/25 12:17	1
1,1,2,2-Tetrachloroethane	<0.60	cn	1.0	0.60	0.30	ug/L		12/29/25 12:17	1

Client: Tetra Tech Inc
Project/Site: White Sands Test Facility, NM

Job ID: 410-258338-1

Client Sample ID: 2512151700

Date Collected: 12/15/25 17:00
Date Received: 12/18/25 10:20

Lab Sample ID: 410-258338-1

Matrix: Water

Method: SW846 8260D - Volatile Organic Compounds (GC/MS) (Continued)

Analyte	Result	Qualifier	LOQ	LOD	DL	Unit	D	Analyzed	Dil Fac
1,2-Dichlorobenzene	<0.50	cn	5.0	0.50	0.20	ug/L		12/29/25 12:17	1
1,2-Dibromo-3-Chloropropane	<1.0	cn	5.0	1.0	0.30	ug/L		12/29/25 12:17	1
Isopropylbenzene	<0.60	cn	5.0	0.60	0.30	ug/L		12/29/25 12:17	1
m-Xylene & p-Xylene	<4.0	cn	5.0	4.0	2.0	ug/L		12/29/25 12:17	1
o-Xylene	<0.80	cn	1.0	0.80	0.40	ug/L		12/29/25 12:17	1

Surrogate	*%Recovery*	*Qualifier*	*Limits*	*Prepared*	*Analyzed*	*Dil Fac*
1,2-Dichloroethane-d4 (Surr)	*101*	*cn*	*81 - 118*		*12/29/25 12:17*	*1*
Dibromofluoromethane (Surr)	*111*	*cn*	*80 - 119*		*12/29/25 12:17*	*1*
4-Bromofluorobenzene (Surr)	*108*	*cn*	*85 - 114*		*12/29/25 12:17*	*1*
Toluene-d8 (Surr)	*96*	*cn*	*89 - 112*		*12/29/25 12:17*	*1*

Method: SW846 8270E - Semivolatile Organic Compounds (GC-MS/MS)

Analyte	Result	Qualifier	LOQ	LOD	DL	Unit	D	Analyzed	Dil Fac
1,1'-Biphenyl	<0.12	*+ cn	0.12	0.12	0.062	ug/L		12/29/25 18:02	1
2,2'-oxybis[1-chloropropane]	<1.2	cn	1.2	1.2	0.62	ug/L		12/29/25 18:02	1
2,4,5-Trichlorophenol	<0.12	*+ cn	0.12	0.12	0.062	ug/L		12/29/25 18:02	1
2,4,6-Trichlorophenol	<0.12	*+ cn	0.12	0.12	0.062	ug/L		12/29/25 18:02	1
2,4-Dichlorophenol	<0.12	*+ cn	0.12	0.12	0.062	ug/L		12/29/25 18:02	1
2,4-Dimethylphenol	<0.12	*+ cn	0.12	0.12	0.062	ug/L		12/29/25 18:02	1
2,4-Dinitrophenol	<6.2	*- cn	6.2	6.2	1.2	ug/L		12/29/25 18:02	1
2,4-Dinitrotoluene	<1.2	cn	1.2	1.2	0.62	ug/L		12/29/25 18:02	1
2,6-Dinitrotoluene	<0.52	*+ cn	0.52	0.52	0.36	ug/L		12/29/25 18:02	1
2-Chloronaphthalene	<0.12	cn	0.12	0.12	0.062	ug/L		12/29/25 18:02	1
2-Chlorophenol	<0.12	*+ cn	0.12	0.12	0.062	ug/L		12/29/25 18:02	1
2-Methylnaphthalene	<0.12	cn	0.12	0.12	0.062	ug/L		12/29/25 18:02	1
2-Methylphenol	<0.31	cn	0.31	0.31	0.25	ug/L		12/29/25 18:02	1
2-Nitroaniline	<1.2	*+ cn	1.2	1.2	0.62	ug/L		12/29/25 18:02	1
2-Nitrophenol	<0.12	*+ cn	0.12	0.12	0.062	ug/L		12/29/25 18:02	1
3,3'-Dichlorobenzidine	<0.12	*+ cn	0.12	0.12	0.062	ug/L		12/29/25 18:02	1
3-Nitroaniline	<1.2	*+ cn	1.2	1.2	0.62	ug/L		12/29/25 18:02	1
4,6-Dinitro-2-methylphenol	<0.75	cn	0.75	0.75	0.62	ug/L		12/29/25 18:02	1
4-Bromophenyl phenyl ether	<0.12	cn	0.12	0.12	0.062	ug/L		12/29/25 18:02	1
4-Chloro-3-methylphenol	<0.12	*+ cn	0.12	0.12	0.062	ug/L		12/29/25 18:02	1
4-Chloroaniline	<0.12	*+ cn	0.12	0.12	0.062	ug/L		12/29/25 18:02	1
4-Chlorophenyl phenyl ether	<1.2	cn	1.2	1.2	0.62	ug/L		12/29/25 18:02	1
4-Methylphenol	<0.31	cn	0.31	0.31	0.25	ug/L		12/29/25 18:02	1
4-Nitroaniline	<1.2	cn	1.2	1.2	0.62	ug/L		12/29/25 18:02	1
4-Nitrophenol	<6.2	^c cn	6.2	6.2	1.2	ug/L		12/29/25 18:02	1
Acenaphthene	<0.12	*+ cn	0.12	0.12	0.062	ug/L		12/29/25 18:02	1
Acenaphthylene	<0.12	*+ cn	0.12	0.12	0.062	ug/L		12/29/25 18:02	1
Acetophenone	<1.2	*+ cn	1.2	1.2	0.62	ug/L		12/29/25 18:02	1
Anthracene	<0.12	*+ cn	0.12	0.12	0.062	ug/L		12/29/25 18:02	1
Atrazine	<1.2	*+ cn	1.2	1.2	0.92	ug/L		12/29/25 18:02	1
Benzaldehyde	<1.2	cn	1.2	1.2	0.92	ug/L		12/29/25 18:02	1
Benzo[a]anthracene	<0.054	*+ cn	0.054	0.054	0.022	ug/L		12/29/25 18:02	1
Benzo[a]pyrene	<0.054	*+ cn	0.054	0.054	0.022	ug/L		12/29/25 18:02	1
Benzo[b]fluoranthene	<0.054	cn	0.054	0.054	0.022	ug/L		12/29/25 18:02	1
Benzo[g,h,i]perylene	<0.12	cn	0.12	0.12	0.062	ug/L		12/29/25 18:02	1
Benzo[k]fluoranthene	<0.054	*+ cn	0.054	0.054	0.022	ug/L		12/29/25 18:02	1

Client Sample ID: 2512151700

Date Collected: 12/15/25 17:00
Date Received: 12/18/25 10:20

Lab Sample ID: 410-258338-1

Matrix: Water

Method: SW846 8270E - Semivolatile Organic Compounds (GC-MS/MS) (Continued)

Analyte	Result	Qualifier	LOQ	LOD	DL	Unit	D	Analyzed	Dil Fac
Bis(2-chloroethoxy)methane	<0.12	*+ cn	0.12	0.12	0.062	ug/L		12/29/25 18:02	1
Bis(2-chloroethyl)ether	<0.12	*+ cn	0.12	0.12	0.062	ug/L		12/29/25 18:02	1
Bis(2-ethylhexyl) phthalate	<1.2	cn	1.2	1.2	0.62	ug/L		12/29/25 18:02	1
Butyl benzyl phthalate	<1.2	cn	1.2	1.2	0.62	ug/L		12/29/25 18:02	1
Caprolactam	<1.2	^c cn	1.2	1.2	0.62	ug/L		12/29/25 18:02	1
Carbazole	<0.12	*+ cn	0.32	0.12	0.062	ug/L		12/29/25 18:02	1
Chrysene	<0.12	*+ cn	0.12	0.12	0.062	ug/L		12/29/25 18:02	1
Di-n-butyl phthalate	<3.9	cn	3.9	3.9	1.9	ug/L		12/29/25 18:02	1
Di-n-octyl phthalate	<1.2	cn	1.2	1.2	0.62	ug/L		12/29/25 18:02	1
Dibenz(a,h)anthracene	<0.054	cn	0.054	0.054	0.022	ug/L		12/29/25 18:02	1
Dibenzofuran	<0.12	*+ cn	0.12	0.12	0.062	ug/L		12/29/25 18:02	1
Diethyl phthalate	<1.2	*+ cn	1.2	1.2	0.62	ug/L		12/29/25 18:02	1
Dimethyl phthalate	<1.2	*+ cn	1.2	1.2	0.62	ug/L		12/29/25 18:02	1
Fluoranthene	<0.12	*+ cn	0.12	0.12	0.062	ug/L		12/29/25 18:02	1
Fluorene	<0.12	*+ cn	0.12	0.12	0.062	ug/L		12/29/25 18:02	1
Hexachlorobenzene	<0.036	cn	0.036	0.036	0.019	ug/L		12/29/25 18:02	1
Hexachlorobutadiene	<0.12	cn	0.12	0.12	0.062	ug/L		12/29/25 18:02	1
Hexachlorocyclopentadiene	<0.12	cn	0.12	0.12	0.062	ug/L		12/29/25 18:02	1
Hexachloroethane	<0.12	cn	0.12	0.12	0.062	ug/L		12/29/25 18:02	1
Indeno[1,2,3-cd]pyrene	<0.12	cn	0.12	0.12	0.062	ug/L		12/29/25 18:02	1
Isophorone	<0.12	*+ cn	0.12	0.12	0.062	ug/L		12/29/25 18:02	1
N-Nitrosodi-n-propylamine	<0.11	*+ cn	0.11	0.11	0.062	ug/L		12/29/25 18:02	1
N-Nitrosodiphenylamine	**1.2**	***+ cn**	0.12	0.12	0.062	ug/L		12/29/25 18:02	1
Naphthalene	<0.12	cn	0.12	0.12	0.062	ug/L		12/29/25 18:02	1
Nitrobenzene	<1.2	*+ cn	1.2	1.2	0.62	ug/L		12/29/25 18:02	1
Pentachlorophenol	<1.2	*+ cn	1.2	1.2	0.62	ug/L		12/29/25 18:02	1
Phenanthrene	<0.12	*+ cn	0.12	0.12	0.062	ug/L		12/29/25 18:02	1
Phenol	<1.2	cn	1.2	1.2	0.62	ug/L		12/29/25 18:02	1
Pyrene	<0.12	*+ cn	0.12	0.12	0.062	ug/L		12/29/25 18:02	1
N-Nitrosodimethylamine	<0.62	^c cn	0.62	0.62	0.18	ug/L		12/29/25 18:02	1

Surrogate	*%Recovery*	*Qualifier*	*Limits*	*Prepared*	*Analyzed*	*Dil Fac*
2-Fluorobiphenyl (Surr)	*35*	*S1- cn*	*44 - 119*	*12/22/25 16:56*	*12/29/25 18:02*	*1*
2-Fluorophenol (Surr)	*101*	*cn*	*19 - 119*	*12/22/25 16:56*	*12/29/25 18:02*	*1*
Nitrobenzene-d5 (Surr)	*157*	*S1+ cn*	*44 - 120*	*12/22/25 16:56*	*12/29/25 18:02*	*1*
p-Terphenyl-d14 (Surr)	*8*	*S1- cn*	*50 - 134*	*12/22/25 16:56*	*12/29/25 18:02*	*1*
2,4,6-Tribromophenol (Surr)	*158*	*S1+ cn*	*43 - 140*	*12/22/25 16:56*	*12/29/25 18:02*	*1*
Phenol-d5 (Surr)	*63*	*S1+ cn*	*18 - 61*	*12/22/25 16:56*	*12/29/25 18:02*	*1*

Method: SW846 6020B - Metals (ICP/MS) - Total Recoverable

Analyte	Result	Qualifier	LOQ	LOD	DL	Unit	D	Analyzed	Dil Fac
Arsenic	**126**		10.0	8.50	3.40	ug/L		01/06/26 20:33	1
Barium	**4730**		10.0	8.00	3.73	ug/L		01/06/26 20:33	1
Cadmium	**5.64**		2.50	2.00	0.755	ug/L		01/06/26 20:33	1
Chromium	**385**		10.0	5.50	2.75	ug/L		01/06/26 20:33	1
Lead	**204**		2.50	1.20	0.600	ug/L		01/06/26 20:33	1
Selenium	**5.03**		5.00	3.00	1.39	ug/L		01/06/26 20:33	1
Silver	<1.50		2.50	1.50	0.500	ug/L		01/06/26 20:33	1

Client Sample ID: 2512151700

Date Collected: 12/15/25 17:00
Date Received: 12/18/25 10:20

Lab Sample ID: 410-258338-1

Matrix: Water

Method: SW846 7470A - Mercury (CVAA)

Analyte	Result	Qualifier	LOQ	LOD	DL	Unit	D	Analyzed	Dil Fac
Mercury	<6.40	*+ cn	8.00	6.40	3.48	ug/L		12/30/25 08:26	1

Client Sample ID: 2512151705

Date Collected: 12/15/25 17:05
Date Received: 12/18/25 10:20

Lab Sample ID: 410-258338-2

Matrix: Solid
Percent Solids: 90.2

Method: SW846 8260D - Volatile Organic Compounds (GC/MS)

Analyte	Result	Qualifier	LOQ	LOD	DL	Unit	D	Analyzed	Dil Fac
1,1,1-Trichloroethane	<120	cn	300	120	42	ug/Kg	☼	12/29/25 01:55	50
1,1,2,2-Tetrachloroethane	<60	cn	300	60	36	ug/Kg	☼	12/29/25 01:55	50
1,1,2-Trichloroethane	<120	cn	300	120	30	ug/Kg	☼	12/29/25 01:55	50
1,1-Dichloroethane	<120	cn	300	120	30	ug/Kg	☼	12/29/25 01:55	50
1,1-Dichloroethene	<120	cn	300	120	36	ug/Kg	☼	12/29/25 01:55	50
1,2,3-Trichlorobenzene	<480	cn	600	480	300	ug/Kg	☼	12/29/25 01:55	50
1,2,3-Trichloropropane	<120	cn	300	120	36	ug/Kg	☼	12/29/25 01:55	50
1,2,4-Trichlorobenzene	<480	cn	600	480	300	ug/Kg	☼	12/29/25 01:55	50
1,2,4-Trimethylbenzene	<120	cn	300	120	30	ug/Kg	☼	12/29/25 01:55	50
1,2-Dibromo-3-Chloropropane	<120	cn	300	120	60	ug/Kg	☼	12/29/25 01:55	50
1,2-Dibromoethane	<60	cn	300	60	36	ug/Kg	☼	12/29/25 01:55	50
1,2-Dichlorobenzene	<120	cn	300	120	36	ug/Kg	☼	12/29/25 01:55	50
1,2-Dichloroethane	<120	cn	300	120	36	ug/Kg	☼	12/29/25 01:55	50
1,2-Dichloropropane	<120	cn	300	120	30	ug/Kg	☼	12/29/25 01:55	50
1,3-Dichlorobenzene	<120	cn	300	120	30	ug/Kg	☼	12/29/25 01:55	50
1,4-Dichlorobenzene	<60	cn	300	60	30	ug/Kg	☼	12/29/25 01:55	50
1,4-Dioxane	<6600	^c cn	15000	6600	3300	ug/Kg	☼	12/29/25 01:55	50
2-Butanone (MEK)	<240	cn	600	240	120	ug/Kg	☼	12/29/25 01:55	50
2-Hexanone	<240	cn	600	240	89	ug/Kg	☼	12/29/25 01:55	50
4-Methyl-2-pentanone (MIBK)	<240	cn	600	240	89	ug/Kg	☼	12/29/25 01:55	50
Acetone	<950	cn	1200	950	360	ug/Kg	☼	12/29/25 01:55	50
Benzene	<120	cn	300	120	30	ug/Kg	☼	12/29/25 01:55	50
Bromochloromethane	<120	cn	300	120	42	ug/Kg	☼	12/29/25 01:55	50
Bromodichloromethane	<60	cn	300	60	42	ug/Kg	☼	12/29/25 01:55	50
Bromoform	<480	cn	600	480	300	ug/Kg	☼	12/29/25 01:55	50
Bromomethane	<190	cn	300	190	95	ug/Kg	☼	12/29/25 01:55	50
Carbon disulfide	<120	cn	300	120	36	ug/Kg	☼	12/29/25 01:55	50
Carbon tetrachloride	<240	cn	300	240	120	ug/Kg	☼	12/29/25 01:55	50
Chlorobenzene	<120	cn	300	120	30	ug/Kg	☼	12/29/25 01:55	50
Chloroethane	<240	cn	300	240	89	ug/Kg	☼	12/29/25 01:55	50
Chloroform	<120	cn	300	120	36	ug/Kg	☼	12/29/25 01:55	50
Chloromethane	<120	^c cn	300	120	54	ug/Kg	☼	12/29/25 01:55	50
cis-1,2-Dichloroethene	<120	cn	300	120	36	ug/Kg	☼	12/29/25 01:55	50
cis-1,3-Dichloropropene	<60	cn	300	60	36	ug/Kg	☼	12/29/25 01:55	50
Cyclohexane	<120	cn	300	120	30	ug/Kg	☼	12/29/25 01:55	50
Dibromochloromethane	<240	cn	300	240	120	ug/Kg	☼	12/29/25 01:55	50
Dichlorodifluoromethane	<120	cn	300	120	54	ug/Kg	☼	12/29/25 01:55	50
Ethylbenzene	<60	cn	300	60	24	ug/Kg	☼	12/29/25 01:55	50
1,1,2-Trichloro-1,2,2-trifluoroethane	<120	cn	600	120	42	ug/Kg	☼	12/29/25 01:55	50
Isopropylbenzene	<60	cn	300	60	36	ug/Kg	☼	12/29/25 01:55	50
m-Xylene & p-Xylene	<120	cn	300	120	60	ug/Kg	☼	12/29/25 01:55	50
Methylcyclohexane	<120	cn	300	120	36	ug/Kg	☼	12/29/25 01:55	50

Client: Tetra Tech Inc
Project/Site: White Sands Test Facility, NM

Job ID: 410-258338-1

Client Sample ID: 2512151705
Date Collected: 12/15/25 17:05
Date Received: 12/18/25 10:20

Lab Sample ID: 410-258338-2
Matrix: Solid
Percent Solids: 90.2

Method: SW846 8260D - Volatile Organic Compounds (GC/MS) (Continued)

Analyte	Result	Qualifier	LOQ	LOD	DL	Unit	D	Analyzed	Dil Fac
Methyl acetate	<240	M cn	300	240	60	ug/Kg	☼	12/29/25 01:55	50
Methyl tert-butyl ether	<120	cn	300	120	36	ug/Kg	☼	12/29/25 01:55	50
Methylene Chloride	<240	cn	300	240	120	ug/Kg	☼	12/29/25 01:55	50
o-Xylene	<60	cn	300	60	36	ug/Kg	☼	12/29/25 01:55	50
Styrene	<60	cn	300	60	36	ug/Kg	☼	12/29/25 01:55	50
Tetrachloroethene	<120	cn	300	120	36	ug/Kg	☼	12/29/25 01:55	50
Toluene	<120	cn	300	120	36	ug/Kg	☼	12/29/25 01:55	50
trans-1,2-Dichloroethene	<120	cn	300	120	36	ug/Kg	☼	12/29/25 01:55	50
trans-1,3-Dichloropropene	<60	cn	300	60	36	ug/Kg	☼	12/29/25 01:55	50
Trichloroethene	<120	cn	300	120	36	ug/Kg	☼	12/29/25 01:55	50
Trichlorofluoromethane	<120	cn	300	120	48	ug/Kg	☼	12/29/25 01:55	50
Vinyl chloride	<120	cn	300	120	48	ug/Kg	☼	12/29/25 01:55	50
Xylenes, Total	<170	cn	600	170	83	ug/Kg	☼	12/29/25 01:55	50

Surrogate	*%Recovery*	*Qualifier*	*Limits*	*Prepared*	*Analyzed*	*Dil Fac*
1,2-Dichloroethane-d4 (Surr)	*111*	*cn*	*71 - 136*	*12/22/25 08:47*	*12/29/25 01:55*	*50*
4-Bromofluorobenzene (Surr)	*99*	*cn*	*79 - 119*	*12/22/25 08:47*	*12/29/25 01:55*	*50*
Dibromofluoromethane (Surr)	*100*	*cn*	*78 - 119*	*12/22/25 08:47*	*12/29/25 01:55*	*50*
Toluene-d8 (Surr)	*106*	*cn*	*85 - 116*	*12/22/25 08:47*	*12/29/25 01:55*	*50*

Method: SW846 8270E - Semivolatile Organic Compounds (GC/MS)

Analyte	Result	Qualifier	LOQ	LOD	DL	Unit	D	Analyzed	Dil Fac
1,1'-Biphenyl	<36		40	36	18	ug/Kg	☼	12/29/25 11:27	1
2,4-Dichlorophenol	<44		47	44	22	ug/Kg	☼	12/29/25 11:27	1
2,4-Dimethylphenol	<36		40	36	18	ug/Kg	☼	12/29/25 11:27	1
2,4-Dinitrophenol	<920	^c cn	1100	920	460	ug/Kg	☼	12/29/25 11:27	1
2,4-Dinitrotoluene	<73		180	73	36	ug/Kg	☼	12/29/25 11:27	1
2,4,5-Trichlorophenol	<36		40	36	18	ug/Kg	☼	12/29/25 11:27	1
2,4,6-Trichlorophenol	<36		40	36	18	ug/Kg	☼	12/29/25 11:27	1
bis (2-chloroisopropyl) ether	<44		47	44	22	ug/Kg	☼	12/29/25 11:27	1
Di-n-butyl phthalate	<150		180	150	73	ug/Kg	☼	12/29/25 11:27	1
Di-n-octyl phthalate	<150	M	180	150	73	ug/Kg	☼	12/29/25 11:27	1
Benzo[a]anthracene	<15		18	15	3.6	ug/Kg	☼	12/29/25 11:27	1
Benzo[a]pyrene	<7.3	M	18	7.3	3.6	ug/Kg	☼	12/29/25 11:27	1
Benzo[b]fluoranthene	<7.3		18	7.3	3.6	ug/Kg	☼	12/29/25 11:27	1
Benzo[g,h,i]perylene	<7.3	M	18	7.3	3.6	ug/Kg	☼	12/29/25 11:27	1
Benzo[k]fluoranthene	<7.3		18	7.3	3.6	ug/Kg	☼	12/29/25 11:27	1
Acenaphthene	<7.3		18	7.3	3.6	ug/Kg	☼	12/29/25 11:27	1
Acenaphthylene	<8.7		18	8.7	4.4	ug/Kg	☼	12/29/25 11:27	1
Acetophenone	<36		55	36	18	ug/Kg	☼	12/29/25 11:27	1
Anthracene	<7.3		18	7.3	3.6	ug/Kg	☼	12/29/25 11:27	1
Atrazine	<150		180	150	73	ug/Kg	☼	12/29/25 11:27	1
Benzaldehyde	<73		180	73	36	ug/Kg	☼	12/29/25 11:27	1
Butyl benzyl phthalate	<150		180	150	73	ug/Kg	☼	12/29/25 11:27	1
Caprolactam	<73		180	73	36	ug/Kg	☼	12/29/25 11:27	1
Carbazole	<36		40	36	18	ug/Kg	☼	12/29/25 11:27	1
Chrysene	<7.3		18	7.3	3.6	ug/Kg	☼	12/29/25 11:27	1
Dibenz(a,h)anthracene	<15		18	15	7.3	ug/Kg	☼	12/29/25 11:27	1
Dibenzofuran	<36		40	36	18	ug/Kg	☼	12/29/25 11:27	1
Diethyl phthalate	<150		180	150	73	ug/Kg	☼	12/29/25 11:27	1

Client Sample ID: 2512151705
Date Collected: 12/15/25 17:05
Date Received: 12/18/25 10:20

Lab Sample ID: 410-258338-2
Matrix: Solid
Percent Solids: 90.2

Method: SW846 8270E - Semivolatile Organic Compounds (GC/MS) (Continued)

Analyte	Result	Qualifier	LOQ	LOD	DL	Unit	D	Analyzed	Dil Fac
Dimethyl phthalate	<150		180	150	73	ug/Kg	☼	12/29/25 11:27	1
Hexachlorobenzene	<36		36	36	18	ug/Kg	☼	12/29/25 11:27	1
Hexachlorobutadiene	<44		55	44	22	ug/Kg	☼	12/29/25 11:27	1
Hexachlorocyclopentadiene	<360		550	360	180	ug/Kg	☼	12/29/25 11:27	1
Hexachloroethane	<73		180	73	36	ug/Kg	☼	12/29/25 11:27	1
Fluoranthene	<7.3		18	7.3	3.6	ug/Kg	☼	12/29/25 11:27	1
Fluorene	<7.3		18	7.3	3.6	ug/Kg	☼	12/29/25 11:27	1
Indeno[1,2,3-cd]pyrene	<8.7	M	18	8.7	4.4	ug/Kg	☼	12/29/25 11:27	1
Isophorone	<36		73	36	18	ug/Kg	☼	12/29/25 11:27	1
N-Nitrosodi-n-propylamine	<55	M	73	55	36	ug/Kg	☼	12/29/25 11:27	1
N-Nitrosodiphenylamine	<36		40	36	18	ug/Kg	☼	12/29/25 11:27	1
Naphthalene	<15		18	15	7.3	ug/Kg	☼	12/29/25 11:27	1
Nitrobenzene	<36		40	36	18	ug/Kg	☼	12/29/25 11:27	1
Pentachlorophenol	<150		180	150	73	ug/Kg	☼	12/29/25 11:27	1
Phenanthrene	<8.7		18	8.7	4.4	ug/Kg	☼	12/29/25 11:27	1
Phenol	<36		40	36	18	ug/Kg	☼	12/29/25 11:27	1
Pyrene	<7.3		18	7.3	3.6	ug/Kg	☼	12/29/25 11:27	1
2-Chloronaphthalene	<29		36	29	15	ug/Kg	☼	12/29/25 11:27	1
2-Chlorophenol	<36		40	36	18	ug/Kg	☼	12/29/25 11:27	1
2-Methylnaphthalene	<11		18	11	5.5	ug/Kg	☼	12/29/25 11:27	1
2-Methylphenol	<44		55	44	22	ug/Kg	☼	12/29/25 11:27	1
2-Nitroaniline	<36		55	36	18	ug/Kg	☼	12/29/25 11:27	1
2-Nitrophenol	<44	^c cn	55	44	22	ug/Kg	☼	12/29/25 11:27	1
3,3'-Dichlorobenzidine	<290	^c cn	360	290	180	ug/Kg	☼	12/29/25 11:27	1
2-Methyl-4,6-dinitrophenol	<360	^c cn	550	360	180	ug/Kg	☼	12/29/25 11:27	1
3,4-Methylphenol	<36		55	36	18	ug/Kg	☼	12/29/25 11:27	1
4-Nitroaniline	<73		180	73	36	ug/Kg	☼	12/29/25 11:27	1
4-Nitrophenol	<360		550	360	180	ug/Kg	☼	12/29/25 11:27	1
Bis(2-chloroethoxy)methane	<36		40	36	18	ug/Kg	☼	12/29/25 11:27	1
Bis(2-chloroethyl)ether	<36		40	36	18	ug/Kg	☼	12/29/25 11:27	1
Bis(2-ethylhexyl) phthalate	<150		180	150	73	ug/Kg	☼	12/29/25 11:27	1
2,6-Dinitrotoluene	<36		40	36	18	ug/Kg	☼	12/29/25 11:27	1
4-Chloro-3-methylphenol	<44		55	44	22	ug/Kg	☼	12/29/25 11:27	1
4-Chloroaniline	<73		180	73	36	ug/Kg	☼	12/29/25 11:27	1
4-Chlorophenyl phenyl ether	<36		40	36	18	ug/Kg	☼	12/29/25 11:27	1
N-Nitrosodimethylamine	<73		180	73	36	ug/Kg	☼	12/29/25 11:27	1

Surrogate	*%Recovery*	*Qualifier*	*Limits*	*Prepared*	*Analyzed*	*Dil Fac*
2,4,6-Tribromophenol (Surr)	*107*	*^c*	*39 - 132*	*12/23/25 10:06*	*12/29/25 11:27*	*1*
2-Fluorobiphenyl (Surr)	*75*		*44 - 115*	*12/23/25 10:06*	*12/29/25 11:27*	*1*
2-Fluorophenol (Surr)	*70*		*35 - 115*	*12/23/25 10:06*	*12/29/25 11:27*	*1*
Nitrobenzene-d5 (Surr)	*64*		*37 - 122*	*12/23/25 10:06*	*12/29/25 11:27*	*1*
p-Terphenyl-d14 (Surr)	*103*		*54 - 127*	*12/23/25 10:06*	*12/29/25 11:27*	*1*
Phenol-d5 (Surr)	*75*		*33 - 122*	*12/23/25 10:06*	*12/29/25 11:27*	*1*

Method: SW846 6020B - Metals (ICP/MS)

Analyte	Result	Qualifier	LOQ	LOD	DL	Unit	D	Analyzed	Dil Fac
Arsenic	**4.22**	**D**	0.310	0.248	0.104	mg/Kg	☼	01/02/26 11:11	2
Barium	**457**	**D**	1.55	1.43	0.837	mg/Kg	☼	01/02/26 12:12	10
Cadmium	**0.179**	**D**	0.0775	0.0620	0.0310	mg/Kg	☼	01/02/26 11:11	2

Client Sample ID: 2512151705

Lab Sample ID: 410-258338-2
Date Collected: 12/15/25 17:05
Matrix: Solid
Date Received: 12/18/25 10:20
Percent Solids: 90.2

Method: SW846 6020B - Metals (ICP/MS) (Continued)

Analyte	Result	Qualifier	LOQ	LOD	DL	Unit	D	Analyzed	Dil Fac
Chromium	**9.93**	**D**	0.310	0.296	0.296	mg/Kg	☼	01/02/26 11:11	2
Lead	**6.63**	**D**	0.155	0.124	0.0589	mg/Kg	☼	01/02/26 11:11	2
Selenium	**0.112**	**J D**	0.310	0.155	0.0775	mg/Kg	☼	01/02/26 11:11	2
Silver	<0.0620		0.0775	0.0620	0.0310	mg/Kg	☼	01/02/26 11:11	2

Method: SW846 7471B - Mercury (CVAA)

Analyte	Result	Qualifier	LOQ	LOD	DL	Unit	D	Analyzed	Dil Fac
Mercury	<0.0416		0.0624	0.0416	0.0208	mg/Kg	☼	12/31/25 12:38	1

General Chemistry

Analyte	Result	Qualifier	LOQ	LOD	DL	Unit	D	Analyzed	Dil Fac
Percent Moisture (EPA Moisture)	**9.8**		1.0		1.0	%		12/23/25 15:08	1

Client Sample ID: 2512161215

Lab Sample ID: 410-258338-3
Date Collected: 12/16/25 12:15
Matrix: Solid
Date Received: 12/18/25 10:20
Percent Solids: 81.8

Method: SW846 8260D - Volatile Organic Compounds (GC/MS)

Analyte	Result	Qualifier	LOQ	LOD	DL	Unit	D	Analyzed	Dil Fac
cis-1,3-Dichloropropene	<1.1		5.4	1.1	0.65	ug/Kg	☼	12/23/25 23:25	1
trans-1,3-Dichloropropene	<1.1		5.4	1.1	0.65	ug/Kg	☼	12/23/25 23:25	1
Ethylbenzene	<2.2		5.4	2.2	1.1	ug/Kg	☼	12/23/25 23:25	1
Styrene	<2.2		5.4	2.2	0.97	ug/Kg	☼	12/23/25 23:25	1
1,4-Dichlorobenzene	<2.2		5.4	2.2	0.97	ug/Kg	☼	12/23/25 23:25	1
1,2-Dibromoethane	<2.2		5.4	2.2	0.75	ug/Kg	☼	12/23/25 23:25	1
1,2-Dichloroethane	<2.2		5.4	2.2	0.65	ug/Kg	☼	12/23/25 23:25	1
1,2,3-Trichlorobenzene	<8.6		11	8.6	5.4	ug/Kg	☼	12/23/25 23:25	1
4-Methyl-2-pentanone (MIBK)	<4.3		11	4.3	2.2	ug/Kg	☼	12/23/25 23:25	1
1,2,3-Trichloropropane	<2.2		5.4	2.2	0.75	ug/Kg	☼	12/23/25 23:25	1
Methylcyclohexane	<2.2		5.4	2.2	0.86	ug/Kg	☼	12/23/25 23:25	1
Toluene	<2.2		5.4	2.2	1.1	ug/Kg	☼	12/23/25 23:25	1
1,2,4-Trimethylbenzene	<2.2		5.4	2.2	1.1	ug/Kg	☼	12/23/25 23:25	1
Chlorobenzene	<2.2		5.4	2.2	0.97	ug/Kg	☼	12/23/25 23:25	1
Cyclohexane	<2.2		5.4	2.2	0.97	ug/Kg	☼	12/23/25 23:25	1
1,2,4-Trichlorobenzene	<8.6		11	8.6	5.4	ug/Kg	☼	12/23/25 23:25	1
Dibromochloromethane	<1.1		5.4	1.1	0.54	ug/Kg	☼	12/23/25 23:25	1
Xylenes, Total	<2.2		11	2.2	0.75	ug/Kg	☼	12/23/25 23:25	1
Tetrachloroethene	<3.2		5.4	3.2	1.6	ug/Kg	☼	12/23/25 23:25	1
cis-1,2-Dichloroethene	<2.2		5.4	2.2	0.86	ug/Kg	☼	12/23/25 23:25	1
trans-1,2-Dichloroethene	<2.2		5.4	2.2	0.86	ug/Kg	☼	12/23/25 23:25	1
Methyl tert-butyl ether	<2.2		5.4	2.2	0.86	ug/Kg	☼	12/23/25 23:25	1
1,3-Dichlorobenzene	<2.2		5.4	2.2	1.1	ug/Kg	☼	12/23/25 23:25	1
Carbon tetrachloride	<2.2		5.4	2.2	0.86	ug/Kg	☼	12/23/25 23:25	1
1,4-Dioxane	<110	^c cn	270	110	40	ug/Kg	☼	12/23/25 23:25	1
2-Hexanone	<5.4		11	5.4	2.7	ug/Kg	☼	12/23/25 23:25	1
Acetone	**22**	**M**	22	17	6.5	ug/Kg	☼	12/23/25 23:25	1
Chloroform	<2.2		5.4	2.2	0.86	ug/Kg	☼	12/23/25 23:25	1
Benzene	<2.2		5.4	2.2	0.86	ug/Kg	☼	12/23/25 23:25	1
1,1,1-Trichloroethane	<2.2		5.4	2.2	0.86	ug/Kg	☼	12/23/25 23:25	1
Bromomethane	<2.2		5.4	2.2	1.1	ug/Kg	☼	12/23/25 23:25	1

Client: Tetra Tech Inc
Project/Site: White Sands Test Facility, NM

Job ID: 410-258338-1

Client Sample ID: 2512161215
Date Collected: 12/16/25 12:15
Date Received: 12/18/25 10:20

Lab Sample ID: 410-258338-3
Matrix: Solid
Percent Solids: 81.8

Method: SW846 8260D - Volatile Organic Compounds (GC/MS) (Continued)

Analyte	Result	Qualifier	LOQ	LOD	DL	Unit	D	Analyzed	Dil Fac
Chloromethane	<2.2	^c cn	5.4	2.2	1.1	ug/Kg	☼	12/23/25 23:25	1
Chloroethane	<4.3		5.4	4.3	1.1	ug/Kg	☼	12/23/25 23:25	1
Vinyl chloride	<2.2		5.4	2.2	0.86	ug/Kg	☼	12/23/25 23:25	1
Methylene Chloride	<4.3		5.4	4.3	2.2	ug/Kg	☼	12/23/25 23:25	1
Carbon disulfide	**1.6**	**J**	5.4	2.2	0.86	ug/Kg	☼	12/23/25 23:25	1
Bromoform	<8.6		11	8.6	5.4	ug/Kg	☼	12/23/25 23:25	1
Bromodichloromethane	<2.2		5.4	2.2	0.75	ug/Kg	☼	12/23/25 23:25	1
1,1-Dichloroethane	<2.2		5.4	2.2	0.86	ug/Kg	☼	12/23/25 23:25	1
1,1-Dichloroethene	<2.2		5.4	2.2	0.86	ug/Kg	☼	12/23/25 23:25	1
Trichlorofluoromethane	<2.2		5.4	2.2	1.1	ug/Kg	☼	12/23/25 23:25	1
Dichlorodifluoromethane	<2.2	^c cn	5.4	2.2	1.1	ug/Kg	☼	12/23/25 23:25	1
1,1,2-Trichloro-1,2,2-trifluoroethane	<2.2		11	2.2	0.97	ug/Kg	☼	12/23/25 23:25	1
1,2-Dichloropropane	<2.2		5.4	2.2	0.86	ug/Kg	☼	12/23/25 23:25	1
2-Butanone (MEK)	<4.3	M	11	4.3	2.2	ug/Kg	☼	12/23/25 23:25	1
Bromochloromethane	<2.2		5.4	2.2	0.86	ug/Kg	☼	12/23/25 23:25	1
1,1,2-Trichloroethane	<2.2		5.4	2.2	0.75	ug/Kg	☼	12/23/25 23:25	1
Trichloroethene	<2.2		5.4	2.2	0.86	ug/Kg	☼	12/23/25 23:25	1
Methyl acetate	<4.3		5.4	4.3	1.1	ug/Kg	☼	12/23/25 23:25	1
1,1,2,2-Tetrachloroethane	<2.2		5.4	2.2	0.86	ug/Kg	☼	12/23/25 23:25	1
1,2-Dichlorobenzene	<2.2		5.4	2.2	0.97	ug/Kg	☼	12/23/25 23:25	1
1,2-Dibromo-3-Chloropropane	<2.2		5.4	2.2	0.86	ug/Kg	☼	12/23/25 23:25	1
Isopropylbenzene	<3.2		5.4	3.2	1.6	ug/Kg	☼	12/23/25 23:25	1
m-Xylene & p-Xylene	<4.3		5.4	4.3	2.2	ug/Kg	☼	12/23/25 23:25	1
o-Xylene	<2.2		5.4	2.2	1.1	ug/Kg	☼	12/23/25 23:25	1

Surrogate	*%Recovery*	*Qualifier*	*Limits*	*Prepared*	*Analyzed*	*Dil Fac*
1,2-Dichloroethane-d4 (Surr)	*104*		*71 - 136*	*12/22/25 08:43*	*12/23/25 23:25*	*1*
Dibromofluoromethane (Surr)	*103*		*78 - 119*	*12/22/25 08:43*	*12/23/25 23:25*	*1*
4-Bromofluorobenzene (Surr)	*88*		*79 - 119*	*12/22/25 08:43*	*12/23/25 23:25*	*1*
Toluene-d8 (Surr)	*93*		*85 - 116*	*12/22/25 08:43*	*12/23/25 23:25*	*1*

Method: SW846 8270E - Semivolatile Organic Compounds (GC/MS)

Analyte	Result	Qualifier	LOQ	LOD	DL	Unit	D	Analyzed	Dil Fac
1,1'-Biphenyl	<40	cn	44	40	20	ug/Kg	☼	12/29/25 11:51	1
2,4-Dichlorophenol	<48	cn	52	48	24	ug/Kg	☼	12/29/25 11:51	1
2,4-Dimethylphenol	<40	cn	44	40	20	ug/Kg	☼	12/29/25 11:51	1
2,4-Dinitrophenol	<1000	^c cn	1200	1000	510	ug/Kg	☼	12/29/25 11:51	1
2,4-Dinitrotoluene	<81	cn	200	81	40	ug/Kg	☼	12/29/25 11:51	1
2,4,5-Trichlorophenol	<40	cn	44	40	20	ug/Kg	☼	12/29/25 11:51	1
2,4,6-Trichlorophenol	<40	cn	44	40	20	ug/Kg	☼	12/29/25 11:51	1
bis (2-chloroisopropyl) ether	<48	cn	52	48	24	ug/Kg	☼	12/29/25 11:51	1
Di-n-butyl phthalate	<160	cn	200	160	81	ug/Kg	☼	12/29/25 11:51	1
Di-n-octyl phthalate	<160	M cn	200	160	81	ug/Kg	☼	12/29/25 11:51	1
Benzo[a]anthracene	<16	cn	20	16	4.0	ug/Kg	☼	12/29/25 11:51	1
Benzo[a]pyrene	<8.1	cn	20	8.1	4.0	ug/Kg	☼	12/29/25 11:51	1
Benzo[b]fluoranthene	<8.1	cn	20	8.1	4.0	ug/Kg	☼	12/29/25 11:51	1
Benzo[g,h,i]perylene	<8.1	cn	20	8.1	4.0	ug/Kg	☼	12/29/25 11:51	1
Benzo[k]fluoranthene	<8.1	cn	20	8.1	4.0	ug/Kg	☼	12/29/25 11:51	1
Acenaphthene	<8.1	cn	20	8.1	4.0	ug/Kg	☼	12/29/25 11:51	1
Acenaphthylene	<9.7	cn	20	9.7	4.8	ug/Kg	☼	12/29/25 11:51	1

Client Sample ID: 2512161215

Date Collected: 12/16/25 12:15
Date Received: 12/18/25 10:20

Lab Sample ID: 410-258338-3

Matrix: Solid
Percent Solids: 81.8

Method: SW846 8270E - Semivolatile Organic Compounds (GC/MS) (Continued)

Analyte	Result	Qualifier	LOQ	LOD	DL	Unit	D	Analyzed	Dil Fac
Acetophenone	<40	cn	61	40	20	ug/Kg	☼	12/29/25 11:51	1
Anthracene	<8.1	cn	20	8.1	4.0	ug/Kg	☼	12/29/25 11:51	1
Atrazine	<160	cn	200	160	81	ug/Kg	☼	12/29/25 11:51	1
Benzaldehyde	<81	*- cn	200	81	40	ug/Kg	☼	12/29/25 11:51	1
Butyl benzyl phthalate	<160	cn	200	160	81	ug/Kg	☼	12/29/25 11:51	1
Caprolactam	<81	cn	200	81	40	ug/Kg	☼	12/29/25 11:51	1
Carbazole	<40	cn	44	40	20	ug/Kg	☼	12/29/25 11:51	1
Chrysene	<8.1	cn	20	8.1	4.0	ug/Kg	☼	12/29/25 11:51	1
Dibenz(a,h)anthracene	<16	cn	20	16	8.1	ug/Kg	☼	12/29/25 11:51	1
Dibenzofuran	<40	cn	44	40	20	ug/Kg	☼	12/29/25 11:51	1
Diethyl phthalate	<160	cn	200	160	81	ug/Kg	☼	12/29/25 11:51	1
Dimethyl phthalate	<160	cn	200	160	81	ug/Kg	☼	12/29/25 11:51	1
Hexachlorobenzene	<40	cn	40	40	20	ug/Kg	☼	12/29/25 11:51	1
Hexachlorobutadiene	<48	cn	61	48	24	ug/Kg	☼	12/29/25 11:51	1
Hexachlorocyclopentadiene	<400	cn	610	400	200	ug/Kg	☼	12/29/25 11:51	1
Hexachloroethane	<81	cn	200	81	40	ug/Kg	☼	12/29/25 11:51	1
Fluoranthene	<8.1	cn	20	8.1	4.0	ug/Kg	☼	12/29/25 11:51	1
Fluorene	<8.1	cn	20	8.1	4.0	ug/Kg	☼	12/29/25 11:51	1
Indeno[1,2,3-cd]pyrene	<9.7	cn	20	9.7	4.8	ug/Kg	☼	12/29/25 11:51	1
Isophorone	<40	cn	81	40	20	ug/Kg	☼	12/29/25 11:51	1
N-Nitrosodi-n-propylamine	<61	cn	81	61	40	ug/Kg	☼	12/29/25 11:51	1
N-Nitrosodiphenylamine	<40	cn	44	40	20	ug/Kg	☼	12/29/25 11:51	1
Naphthalene	<16	cn	20	16	8.1	ug/Kg	☼	12/29/25 11:51	1
Nitrobenzene	<40	M cn	44	40	20	ug/Kg	☼	12/29/25 11:51	1
Pentachlorophenol	<160	cn	200	160	81	ug/Kg	☼	12/29/25 11:51	1
Phenanthrene	<9.7	cn	20	9.7	4.8	ug/Kg	☼	12/29/25 11:51	1
Phenol	<40	cn	44	40	20	ug/Kg	☼	12/29/25 11:51	1
Pyrene	<8.1	cn	20	8.1	4.0	ug/Kg	☼	12/29/25 11:51	1
2-Chloronaphthalene	<32	cn	40	32	16	ug/Kg	☼	12/29/25 11:51	1
2-Chlorophenol	<40	cn	44	40	20	ug/Kg	☼	12/29/25 11:51	1
2-Methylnaphthalene	<12	cn	20	12	6.0	ug/Kg	☼	12/29/25 11:51	1
2-Methylphenol	<48	cn	61	48	24	ug/Kg	☼	12/29/25 11:51	1
2-Nitroaniline	<40	cn	61	40	20	ug/Kg	☼	12/29/25 11:51	1
2-Nitrophenol	<48	^c cn	61	48	24	ug/Kg	☼	12/29/25 11:51	1
3,3'-Dichlorobenzidine	<320	^c cn	400	320	200	ug/Kg	☼	12/29/25 11:51	1
2-Methyl-4,6-dinitrophenol	<400	^c cn	610	400	200	ug/Kg	☼	12/29/25 11:51	1
3,4-Methylphenol	<40	cn	61	40	20	ug/Kg	☼	12/29/25 11:51	1
4-Nitroaniline	<81	cn	200	81	40	ug/Kg	☼	12/29/25 11:51	1
4-Nitrophenol	<400	cn	610	400	200	ug/Kg	☼	12/29/25 11:51	1
Bis(2-chloroethoxy)methane	<40	cn	44	40	20	ug/Kg	☼	12/29/25 11:51	1
Bis(2-chloroethyl)ether	<40	cn	44	40	20	ug/Kg	☼	12/29/25 11:51	1
Bis(2-ethylhexyl) phthalate	<160	cn	200	160	81	ug/Kg	☼	12/29/25 11:51	1
2,6-Dinitrotoluene	<40	cn	44	40	20	ug/Kg	☼	12/29/25 11:51	1
4-Chloro-3-methylphenol	<48	cn	61	48	24	ug/Kg	☼	12/29/25 11:51	1
4-Chloroaniline	<81	cn	200	81	40	ug/Kg	☼	12/29/25 11:51	1
4-Chlorophenyl phenyl ether	<40	cn	44	40	20	ug/Kg	☼	12/29/25 11:51	1
N-Nitrosodimethylamine	<81	cn	200	81	40	ug/Kg	☼	12/29/25 11:51	1

Surrogate	*%Recovery*	*Qualifier*	*Limits*	*Prepared*	*Analyzed*	*Dil Fac*
2,4,6-Tribromophenol (Surr)	*94*	*^c cn*	*39 - 132*	*12/23/25 16:50*	*12/29/25 11:51*	*1*

Client Sample ID: 2512161215

Date Collected: 12/16/25 12:15
Date Received: 12/18/25 10:20

Lab Sample ID: 410-258338-3

Matrix: Solid
Percent Solids: 81.8

Method: SW846 8270E - Semivolatile Organic Compounds (GC/MS) (Continued)

Surrogate	*%Recovery*	*Qualifier*	*Limits*	*Prepared*	*Analyzed*	*Dil Fac*
2-Fluorobiphenyl (Surr)	*68*	*cn*	*44 - 115*	*12/23/25 16:50*	*12/29/25 11:51*	*1*
2-Fluorophenol (Surr)	*66*	*cn*	*35 - 115*	*12/23/25 16:50*	*12/29/25 11:51*	*1*
Nitrobenzene-d5 (Surr)	*64*	*cn*	*37 - 122*	*12/23/25 16:50*	*12/29/25 11:51*	*1*
p-Terphenyl-d14 (Surr)	*102*	*cn*	*54 - 127*	*12/23/25 16:50*	*12/29/25 11:51*	*1*
Phenol-d5 (Surr)	*68*	*cn*	*33 - 122*	*12/23/25 16:50*	*12/29/25 11:51*	*1*

Method: SW846 6020B - Metals (ICP/MS)

Analyte	Result	Qualifier	LOQ	LOD	DL	Unit	D	Analyzed	Dil Fac
Arsenic	**7.38**	**D**	0.461	0.369	0.155	mg/Kg	☼	01/02/26 11:08	2
Barium	**79.0**	**D**	0.461	0.425	0.249	mg/Kg	☼	01/02/26 11:08	2
Cadmium	**0.221**	**D**	0.115	0.0923	0.0461	mg/Kg	☼	01/02/26 11:08	2
Chromium	**9.25**	**D**	0.461	0.441	0.441	mg/Kg	☼	01/02/26 11:08	2
Lead	**7.48**	**D**	0.231	0.185	0.0877	mg/Kg	☼	01/02/26 11:08	2
Selenium	**0.130**	**J D**	0.461	0.231	0.115	mg/Kg	☼	01/02/26 11:08	2
Silver	<0.0923		0.115	0.0923	0.0461	mg/Kg	☼	01/02/26 11:08	2

Method: SW846 7471B - Mercury (CVAA)

Analyte	Result	Qualifier	LOQ	LOD	DL	Unit	D	Analyzed	Dil Fac
Mercury	<0.0459		0.0688	0.0459	0.0229	mg/Kg	☼	12/31/25 12:36	1

General Chemistry

Analyte	Result	Qualifier	LOQ	LOD	DL	Unit	D	Analyzed	Dil Fac
Percent Moisture (EPA Moisture)	**18.2**		1.0		1.0	%		01/05/26 07:53	1

Client Sample ID: 2512161210

Date Collected: 12/16/25 12:10
Date Received: 12/18/25 10:20

Lab Sample ID: 410-258338-4

Matrix: Water

Method: SW846 8260D - Volatile Organic Compounds (GC/MS)

Analyte	Result	Qualifier	LOQ	LOD	DL	Unit	D	Analyzed	Dil Fac
cis-1,3-Dichloropropene	<0.50	cn	1.0	0.50	0.20	ug/L		12/30/25 01:00	1
trans-1,3-Dichloropropene	<0.50	cn	1.0	0.50	0.20	ug/L		12/30/25 01:00	1
Ethylbenzene	<0.80	cn	1.0	0.80	0.40	ug/L		12/30/25 01:00	1
Styrene	<0.60	cn	5.0	0.60	0.30	ug/L		12/30/25 01:00	1
1,4-Dichlorobenzene	<0.60	cn	5.0	0.60	0.30	ug/L		12/30/25 01:00	1
1,2-Dibromoethane	<0.50	cn	1.0	0.50	0.20	ug/L		12/30/25 01:00	1
1,2-Dichloroethane	<0.60	cn	1.0	0.60	0.30	ug/L		12/30/25 01:00	1
1,2,3-Trichlorobenzene	<1.0	cn	5.0	1.0	0.40	ug/L		12/30/25 01:00	1
4-Methyl-2-pentanone (MIBK)	<1.0	cn	10	1.0	0.50	ug/L		12/30/25 01:00	1
1,2,3-Trichloropropane	<0.60	cn	5.0	0.60	0.30	ug/L		12/30/25 01:00	1
Methylcyclohexane	<1.0	cn	5.0	1.0	0.50	ug/L		12/30/25 01:00	1
Toluene	<0.60	cn	1.0	0.60	0.30	ug/L		12/30/25 01:00	1
1,2,4-Trimethylbenzene	<2.0	cn	5.0	2.0	1.0	ug/L		12/30/25 01:00	1
Chlorobenzene	<0.60	cn	1.0	0.60	0.30	ug/L		12/30/25 01:00	1
Cyclohexane	<2.0	cn	5.0	2.0	1.0	ug/L		12/30/25 01:00	1
1,2,4-Trichlorobenzene	<1.0	cn	5.0	1.0	0.30	ug/L		12/30/25 01:00	1
Dibromochloromethane	<0.50	cn	1.0	0.50	0.20	ug/L		12/30/25 01:00	1
Xylenes, Total	<0.80	cn	1.0	0.80	0.40	ug/L		12/30/25 01:00	1
Tetrachloroethene	<0.60	cn	1.0	0.60	0.30	ug/L		12/30/25 01:00	1
cis-1,2-Dichloroethene	<0.60	cn	1.0	0.60	0.30	ug/L		12/30/25 01:00	1

Client: Tetra Tech Inc
Project/Site: White Sands Test Facility, NM

Job ID: 410-258338-1

Client Sample ID: 2512161210
Date Collected: 12/16/25 12:10
Date Received: 12/18/25 10:20

Lab Sample ID: 410-258338-4
Matrix: Water

Method: SW846 8260D - Volatile Organic Compounds (GC/MS) (Continued)

Analyte	Result	Qualifier	LOQ	LOD	DL	Unit	D	Analyzed	Dil Fac
trans-1,2-Dichloroethene	<1.4	cn	2.0	1.4	0.70	ug/L		12/30/25 01:00	1
Methyl tert-butyl ether	<0.50	cn	1.0	0.50	0.20	ug/L		12/30/25 01:00	1
1,3-Dichlorobenzene	<1.4	cn	5.0	1.4	0.68	ug/L		12/30/25 01:00	1
Carbon tetrachloride	<0.60	cn	1.0	0.60	0.30	ug/L		12/30/25 01:00	1
1,4-Dioxane	<100	cn	250	100	29	ug/L		12/30/25 01:00	1
2-Hexanone	<1.7	cn	10	1.7	0.85	ug/L		12/30/25 01:00	1
Acetone	**5.3**	**J cn**	20	2.0	0.70	ug/L		12/30/25 01:00	1
Chloroform	<0.60	cn	1.0	0.60	0.30	ug/L		12/30/25 01:00	1
Benzene	<0.60	cn	1.0	0.60	0.30	ug/L		12/30/25 01:00	1
1,1,1-Trichloroethane	<0.60	cn	1.0	0.60	0.30	ug/L		12/30/25 01:00	1
Bromomethane	<0.60	cn	1.0	0.60	0.30	ug/L		12/30/25 01:00	1
Chloromethane	<1.1	cn	2.0	1.1	0.55	ug/L		12/30/25 01:00	1
Chloroethane	<0.60	cn	1.0	0.60	0.30	ug/L		12/30/25 01:00	1
Vinyl chloride	<0.60	cn	1.0	0.60	0.30	ug/L		12/30/25 01:00	1
Methylene Chloride	<0.60	cn	1.0	0.60	0.30	ug/L		12/30/25 01:00	1
Carbon disulfide	<0.60	cn	5.0	0.60	0.30	ug/L		12/30/25 01:00	1
Bromoform	<2.0	cn	4.0	2.0	1.0	ug/L		12/30/25 01:00	1
Bromodichloromethane	<0.50	cn	1.0	0.50	0.20	ug/L		12/30/25 01:00	1
1,1-Dichloroethene	<0.60	cn	1.0	0.60	0.30	ug/L		12/30/25 01:00	1
Trichlorofluoromethane	<0.60	cn	1.0	0.60	0.30	ug/L		12/30/25 01:00	1
Dichlorodifluoromethane	<0.60	cn	1.0	0.60	0.30	ug/L		12/30/25 01:00	1
1,1,2-Trichloro-1,2,2-trifluoroethane	<0.60	cn	10	0.60	0.30	ug/L		12/30/25 01:00	1
1,2-Dichloropropane	<0.60	cn	1.0	0.60	0.30	ug/L		12/30/25 01:00	1
2-Butanone (MEK)	<1.0	cn	10	1.0	1.0	ug/L		12/30/25 01:00	1
Bromochloromethane	<0.50	cn	5.0	0.50	0.20	ug/L		12/30/25 01:00	1
1,1,2-Trichloroethane	<0.60	cn	1.0	0.60	0.30	ug/L		12/30/25 01:00	1
Trichloroethene	<0.60	cn	1.0	0.60	0.30	ug/L		12/30/25 01:00	1
Methyl acetate	<0.60	cn	5.0	0.60	0.30	ug/L		12/30/25 01:00	1
1,1,2,2-Tetrachloroethane	<0.60	cn	1.0	0.60	0.30	ug/L		12/30/25 01:00	1
1,2-Dichlorobenzene	<0.50	cn	5.0	0.50	0.20	ug/L		12/30/25 01:00	1
1,2-Dibromo-3-Chloropropane	<1.0	cn	5.0	1.0	0.30	ug/L		12/30/25 01:00	1
Isopropylbenzene	<0.60	cn	5.0	0.60	0.30	ug/L		12/30/25 01:00	1
m-Xylene & p-Xylene	<4.0	cn	5.0	4.0	2.0	ug/L		12/30/25 01:00	1
o-Xylene	<0.80	cn	1.0	0.80	0.40	ug/L		12/30/25 01:00	1

Surrogate	*%Recovery*	*Qualifier*	*Limits*	*Prepared*	*Analyzed*	*Dil Fac*
1,2-Dichloroethane-d4 (Surr)	*104*	*cn*	*81 - 118*		*12/30/25 01:00*	*1*
Dibromofluoromethane (Surr)	*102*	*cn*	*80 - 119*		*12/30/25 01:00*	*1*
4-Bromofluorobenzene (Surr)	*103*	*cn*	*85 - 114*		*12/30/25 01:00*	*1*
Toluene-d8 (Surr)	*106*	*cn*	*89 - 112*		*12/30/25 01:00*	*1*

Method: SW846 8270E - Semivolatile Organic Compounds (GC-MS/MS)

Analyte	Result	Qualifier	LOQ	LOD	DL	Unit	D	Analyzed	Dil Fac
1,1'-Biphenyl	<0.12	*+ cn	0.12	0.12	0.059	ug/L		12/29/25 18:31	1
2,2'-oxybis[1-chloropropane]	<1.2	cn	1.2	1.2	0.59	ug/L		12/29/25 18:31	1
2,4,5-Trichlorophenol	<0.12	*+ cn	0.12	0.12	0.059	ug/L		12/29/25 18:31	1
2,4,6-Trichlorophenol	<0.12	*+ cn	0.12	0.12	0.059	ug/L		12/29/25 18:31	1
2,4-Dichlorophenol	<0.12	*+ cn	0.12	0.12	0.059	ug/L		12/29/25 18:31	1
2,4-Dimethylphenol	<0.12	*+ cn	0.12	0.12	0.059	ug/L		12/29/25 18:31	1
2,4-Dinitrophenol	<5.9	*- cn	5.9	5.9	1.2	ug/L		12/29/25 18:31	1

Client Sample ID: 2512161210
Lab Sample ID: 410-258338-4
Date Collected: 12/16/25 12:10
Matrix: Water
Date Received: 12/18/25 10:20

Method: SW846 8270E - Semivolatile Organic Compounds (GC-MS/MS) (Continued)

Analyte	Result	Qualifier	LOQ	LOD	DL	Unit	D	Analyzed	Dil Fac
2,4-Dinitrotoluene	<1.2	cn	1.2	1.2	0.59	ug/L		12/29/25 18:31	1
2,6-Dinitrotoluene	<0.49	*+ cn	0.49	0.49	0.34	ug/L		12/29/25 18:31	1
2-Chloronaphthalene	<0.12	cn	0.12	0.12	0.059	ug/L		12/29/25 18:31	1
2-Chlorophenol	<0.12	*+ cn	0.12	0.12	0.059	ug/L		12/29/25 18:31	1
2-Methylnaphthalene	<0.12	cn	0.12	0.12	0.059	ug/L		12/29/25 18:31	1
2-Methylphenol	<0.29	cn	0.29	0.29	0.24	ug/L		12/29/25 18:31	1
2-Nitroaniline	<1.2	*+ cn	1.2	1.2	0.59	ug/L		12/29/25 18:31	1
2-Nitrophenol	<0.12	*+ cn	0.12	0.12	0.059	ug/L		12/29/25 18:31	1
3,3'-Dichlorobenzidine	<0.12	*+ cn	0.12	0.12	0.059	ug/L		12/29/25 18:31	1
3-Nitroaniline	<1.2	*+ cn	1.2	1.2	0.59	ug/L		12/29/25 18:31	1
4,6-Dinitro-2-methylphenol	<0.72	cn	0.72	0.72	0.59	ug/L		12/29/25 18:31	1
4-Bromophenyl phenyl ether	<0.12	cn	0.12	0.12	0.059	ug/L		12/29/25 18:31	1
4-Chloro-3-methylphenol	<0.12	*+ cn	0.12	0.12	0.059	ug/L		12/29/25 18:31	1
4-Chloroaniline	<0.12	*+ cn	0.12	0.12	0.059	ug/L		12/29/25 18:31	1
4-Chlorophenyl phenyl ether	<1.2	cn	1.2	1.2	0.59	ug/L		12/29/25 18:31	1
4-Methylphenol	**0.25**	**J cn**	0.29	0.29	0.24	ug/L		12/29/25 18:31	1
4-Nitroaniline	<1.2	cn	1.2	1.2	0.59	ug/L		12/29/25 18:31	1
4-Nitrophenol	<5.9	^c cn	5.9	5.9	1.2	ug/L		12/29/25 18:31	1
Acenaphthene	<0.12	*+ cn	0.12	0.12	0.059	ug/L		12/29/25 18:31	1
Acenaphthylene	<0.12	*+ cn	0.12	0.12	0.059	ug/L		12/29/25 18:31	1
Acetophenone	<1.2	*+ cn	1.2	1.2	0.59	ug/L		12/29/25 18:31	1
Anthracene	<0.12	*+ cn	0.12	0.12	0.059	ug/L		12/29/25 18:31	1
Atrazine	<1.2	*+ cn	1.2	1.2	0.88	ug/L		12/29/25 18:31	1
Benzaldehyde	<1.2	cn	1.2	1.2	0.88	ug/L		12/29/25 18:31	1
Benzo[a]anthracene	<0.051	*+ cn	0.051	0.051	0.021	ug/L		12/29/25 18:31	1
Benzo[a]pyrene	<0.051	*+ cn	0.051	0.051	0.021	ug/L		12/29/25 18:31	1
Benzo[b]fluoranthene	<0.051	cn	0.051	0.051	0.021	ug/L		12/29/25 18:31	1
Benzo[g,h,i]perylene	<0.12	cn	0.12	0.12	0.059	ug/L		12/29/25 18:31	1
Benzo[k]fluoranthene	<0.051	*+ cn	0.051	0.051	0.021	ug/L		12/29/25 18:31	1
Bis(2-chloroethoxy)methane	<0.12	*+ cn	0.12	0.12	0.059	ug/L		12/29/25 18:31	1
Bis(2-chloroethyl)ether	<0.12	*+ cn	0.12	0.12	0.059	ug/L		12/29/25 18:31	1
Bis(2-ethylhexyl) phthalate	<1.2	cn	1.2	1.2	0.59	ug/L		12/29/25 18:31	1
Butyl benzyl phthalate	<1.2	cn	1.2	1.2	0.59	ug/L		12/29/25 18:31	1
Caprolactam	<1.2	^c cn	1.2	1.2	0.59	ug/L		12/29/25 18:31	1
Carbazole	<0.12	*+ cn	0.31	0.12	0.059	ug/L		12/29/25 18:31	1
Chrysene	<0.12	*+ cn	0.12	0.12	0.059	ug/L		12/29/25 18:31	1
Di-n-butyl phthalate	<3.7	cn	3.7	3.7	1.9	ug/L		12/29/25 18:31	1
Di-n-octyl phthalate	<1.2	cn	1.2	1.2	0.59	ug/L		12/29/25 18:31	1
Dibenz(a,h)anthracene	<0.051	cn	0.051	0.051	0.021	ug/L		12/29/25 18:31	1
Dibenzofuran	<0.12	*+ cn	0.12	0.12	0.059	ug/L		12/29/25 18:31	1
Diethyl phthalate	<1.2	*+ cn	1.2	1.2	0.59	ug/L		12/29/25 18:31	1
Dimethyl phthalate	<1.2	*+ cn	1.2	1.2	0.59	ug/L		12/29/25 18:31	1
Fluoranthene	<0.12	*+ cn	0.12	0.12	0.059	ug/L		12/29/25 18:31	1
Fluorene	<0.12	*+ cn	0.12	0.12	0.059	ug/L		12/29/25 18:31	1
Hexachlorobenzene	<0.034	cn	0.034	0.034	0.019	ug/L		12/29/25 18:31	1
Hexachlorobutadiene	<0.12	cn	0.12	0.12	0.059	ug/L		12/29/25 18:31	1
Hexachlorocyclopentadiene	<0.12	cn	0.12	0.12	0.059	ug/L		12/29/25 18:31	1
Hexachloroethane	<0.12	cn	0.12	0.12	0.059	ug/L		12/29/25 18:31	1
Indeno[1,2,3-cd]pyrene	<0.12	cn	0.12	0.12	0.059	ug/L		12/29/25 18:31	1

Client Sample ID: 2512161210

Date Collected: 12/16/25 12:10
Date Received: 12/18/25 10:20

Lab Sample ID: 410-258338-4
Matrix: Water

Method: SW846 8270E - Semivolatile Organic Compounds (GC-MS/MS) (Continued)

Analyte	Result	Qualifier	LOQ	LOD	DL	Unit	D	Analyzed	Dil Fac
Isophorone	<0.12	*+ cn	0.12	0.12	0.059	ug/L		12/29/25 18:31	1
N-Nitrosodi-n-propylamine	<0.10	*+ cn	0.10	0.10	0.059	ug/L		12/29/25 18:31	1
N-Nitrosodiphenylamine	**1.0**	***+ cn**	0.12	0.12	0.059	ug/L		12/29/25 18:31	1
Naphthalene	<0.12	cn	0.12	0.12	0.059	ug/L		12/29/25 18:31	1
Nitrobenzene	<1.2	*+ cn	1.2	1.2	0.59	ug/L		12/29/25 18:31	1
Pentachlorophenol	<1.2	*+ cn	1.2	1.2	0.59	ug/L		12/29/25 18:31	1
Phenanthrene	<0.12	*+ cn	0.12	0.12	0.059	ug/L		12/29/25 18:31	1
Phenol	<1.2	cn	1.2	1.2	0.59	ug/L		12/29/25 18:31	1
Pyrene	<0.12	*+ cn	0.12	0.12	0.059	ug/L		12/29/25 18:31	1
N-Nitrosodimethylamine	<0.59	^c cn	0.59	0.59	0.18	ug/L		12/29/25 18:31	1

Surrogate	*%Recovery*	*Qualifier*	*Limits*	*Prepared*	*Analyzed*	*Dil Fac*
2-Fluorobiphenyl (Surr)	*65*	*cn*	*44 - 119*	*12/22/25 16:56*	*12/29/25 18:31*	*1*
2-Fluorophenol (Surr)	*94*	*cn*	*19 - 119*	*12/22/25 16:56*	*12/29/25 18:31*	*1*
Nitrobenzene-d5 (Surr)	*144*	*S1+ cn*	*44 - 120*	*12/22/25 16:56*	*12/29/25 18:31*	*1*
p-Terphenyl-d14 (Surr)	*12*	*S1- cn*	*50 - 134*	*12/22/25 16:56*	*12/29/25 18:31*	*1*
2,4,6-Tribromophenol (Surr)	*142*	*S1+ cn*	*43 - 140*	*12/22/25 16:56*	*12/29/25 18:31*	*1*
Phenol-d5 (Surr)	*63*	*S1+ cn*	*18 - 61*	*12/22/25 16:56*	*12/29/25 18:31*	*1*

Method: SW846 6020B - Metals (ICP/MS) - Total Recoverable

Analyte	Result	Qualifier	LOQ	LOD	DL	Unit	D	Analyzed	Dil Fac
Arsenic	**48.2**	**cn**	10.0	8.50	3.40	ug/L		12/23/25 10:46	1
Barium	**1730**	**cn**	10.0	8.00	3.73	ug/L		12/23/25 10:46	1
Cadmium	**2.46**	**J cn**	2.50	2.00	0.755	ug/L		12/23/25 10:46	1
Chromium	**146**	**cn**	10.0	5.50	2.75	ug/L		12/23/25 10:46	1
Lead	**77.2**	**cn**	2.50	1.20	0.600	ug/L		12/23/25 10:46	1
Selenium	**3.11**	**J cn**	5.00	3.00	1.39	ug/L		12/23/25 10:46	1
Silver	<1.50	cn	2.50	1.50	0.500	ug/L		12/23/25 10:46	1

Method: SW846 7470A - Mercury (CVAA)

Analyte	Result	Qualifier	LOQ	LOD	DL	Unit	D	Analyzed	Dil Fac
Mercury	<0.160		0.200	0.160	0.0870	ug/L		12/26/25 13:04	1

Client Sample ID: TB2

Date Collected: 12/15/25 00:00
Date Received: 12/18/25 10:20

Lab Sample ID: 410-258338-5
Matrix: Water

Method: SW846 8260D - Volatile Organic Compounds (GC/MS)

Analyte	Result	Qualifier	LOQ	LOD	DL	Unit	D	Analyzed	Dil Fac
cis-1,3-Dichloropropene	<0.50		1.0	0.50	0.20	ug/L		12/27/25 10:37	1
trans-1,3-Dichloropropene	<0.50		1.0	0.50	0.20	ug/L		12/27/25 10:37	1
Ethylbenzene	<0.80		1.0	0.80	0.40	ug/L		12/27/25 10:37	1
Styrene	<0.60		5.0	0.60	0.30	ug/L		12/27/25 10:37	1
1,4-Dichlorobenzene	<0.60		5.0	0.60	0.30	ug/L		12/27/25 10:37	1
1,2-Dibromoethane	<0.50		1.0	0.50	0.20	ug/L		12/27/25 10:37	1
1,2-Dichloroethane	<0.60		1.0	0.60	0.30	ug/L		12/27/25 10:37	1
1,2,3-Trichlorobenzene	<1.0		5.0	1.0	0.40	ug/L		12/27/25 10:37	1
4-Methyl-2-pentanone (MIBK)	<1.0		10	1.0	0.50	ug/L		12/27/25 10:37	1
1,2,3-Trichloropropane	<0.60		5.0	0.60	0.30	ug/L		12/27/25 10:37	1
Methylcyclohexane	<1.0		5.0	1.0	0.50	ug/L		12/27/25 10:37	1
Toluene	<0.60		1.0	0.60	0.30	ug/L		12/27/25 10:37	1

Client Sample ID: TB2
Lab Sample ID: 410-258338-5
Date Collected: 12/15/25 00:00
Matrix: Water
Date Received: 12/18/25 10:20

Method: SW846 8260D - Volatile Organic Compounds (GC/MS) (Continued)

Analyte	Result	Qualifier	LOQ	LOD	DL	Unit	D	Analyzed	Dil Fac
1,2,4-Trimethylbenzene	<2.0		5.0	2.0	1.0	ug/L		12/27/25 10:37	1
Chlorobenzene	<0.60		1.0	0.60	0.30	ug/L		12/27/25 10:37	1
Cyclohexane	<2.0		5.0	2.0	1.0	ug/L		12/27/25 10:37	1
1,2,4-Trichlorobenzene	<1.0		5.0	1.0	0.30	ug/L		12/27/25 10:37	1
Dibromochloromethane	<0.50		1.0	0.50	0.20	ug/L		12/27/25 10:37	1
Xylenes, Total	<0.80		1.0	0.80	0.40	ug/L		12/27/25 10:37	1
Tetrachloroethene	<0.60		1.0	0.60	0.30	ug/L		12/27/25 10:37	1
cis-1,2-Dichloroethene	<0.60		1.0	0.60	0.30	ug/L		12/27/25 10:37	1
trans-1,2-Dichloroethene	<1.4		2.0	1.4	0.70	ug/L		12/27/25 10:37	1
Methyl tert-butyl ether	<0.50		1.0	0.50	0.20	ug/L		12/27/25 10:37	1
1,3-Dichlorobenzene	<1.4		5.0	1.4	0.68	ug/L		12/27/25 10:37	1
Carbon tetrachloride	<0.60		1.0	0.60	0.30	ug/L		12/27/25 10:37	1
1,4-Dioxane	<100		250	100	29	ug/L		12/27/25 10:37	1
2-Hexanone	<1.7		10	1.7	0.85	ug/L		12/27/25 10:37	1
Acetone	<2.0		20	2.0	0.70	ug/L		12/27/25 10:37	1
Chloroform	<0.60		1.0	0.60	0.30	ug/L		12/27/25 10:37	1
Benzene	<0.60		1.0	0.60	0.30	ug/L		12/27/25 10:37	1
1,1,1-Trichloroethane	<0.60		1.0	0.60	0.30	ug/L		12/27/25 10:37	1
Bromomethane	<0.60		1.0	0.60	0.30	ug/L		12/27/25 10:37	1
Chloromethane	<1.1		2.0	1.1	0.55	ug/L		12/27/25 10:37	1
Chloroethane	<0.60		1.0	0.60	0.30	ug/L		12/27/25 10:37	1
Vinyl chloride	<0.60		1.0	0.60	0.30	ug/L		12/27/25 10:37	1
Methylene Chloride	<0.60		1.0	0.60	0.30	ug/L		12/27/25 10:37	1
Carbon disulfide	<0.60		5.0	0.60	0.30	ug/L		12/27/25 10:37	1
Bromoform	<2.0		4.0	2.0	1.0	ug/L		12/27/25 10:37	1
Bromodichloromethane	<0.50		1.0	0.50	0.20	ug/L		12/27/25 10:37	1
1,1-Dichloroethene	<0.60		1.0	0.60	0.30	ug/L		12/27/25 10:37	1
Trichlorofluoromethane	<0.60		1.0	0.60	0.30	ug/L		12/27/25 10:37	1
Dichlorodifluoromethane	<0.60		1.0	0.60	0.30	ug/L		12/27/25 10:37	1
1,1,2-Trichloro-1,2,2-trifluoroethane	<0.60		10	0.60	0.30	ug/L		12/27/25 10:37	1
1,2-Dichloropropane	<0.60		1.0	0.60	0.30	ug/L		12/27/25 10:37	1
2-Butanone (MEK)	<1.0		10	1.0	1.0	ug/L		12/27/25 10:37	1
Bromochloromethane	<0.50		5.0	0.50	0.20	ug/L		12/27/25 10:37	1
1,1,2-Trichloroethane	<0.60		1.0	0.60	0.30	ug/L		12/27/25 10:37	1
Trichloroethene	<0.60		1.0	0.60	0.30	ug/L		12/27/25 10:37	1
Methyl acetate	<0.60		5.0	0.60	0.30	ug/L		12/27/25 10:37	1
1,1,2,2-Tetrachloroethane	<0.60		1.0	0.60	0.30	ug/L		12/27/25 10:37	1
1,2-Dichlorobenzene	<0.50		5.0	0.50	0.20	ug/L		12/27/25 10:37	1
1,2-Dibromo-3-Chloropropane	<1.0		5.0	1.0	0.30	ug/L		12/27/25 10:37	1
Isopropylbenzene	<0.60		5.0	0.60	0.30	ug/L		12/27/25 10:37	1
m-Xylene & p-Xylene	<4.0		5.0	4.0	2.0	ug/L		12/27/25 10:37	1
o-Xylene	<0.80		1.0	0.80	0.40	ug/L		12/27/25 10:37	1

Surrogate	*%Recovery*	*Qualifier*	*Limits*	*Prepared*	*Analyzed*	*Dil Fac*
1,2-Dichloroethane-d4 (Surr)	*101*		*81 - 118*		*12/27/25 10:37*	*1*
Dibromofluoromethane (Surr)	*100*		*80 - 119*		*12/27/25 10:37*	*1*
4-Bromofluorobenzene (Surr)	*99*		*85 - 114*		*12/27/25 10:37*	*1*
Toluene-d8 (Surr)	*99*		*89 - 112*		*12/27/25 10:37*	*1*

Client: Tetra Tech Inc
Project/Site: White Sands Test Facility, NM

Job ID: 410-258338-1

Client Sample ID: TB1

Date Collected: 12/15/25 00:00
Date Received: 12/18/25 10:20

Lab Sample ID: 410-258338-6

Matrix: Water

Method: SW846 8260D - Volatile Organic Compounds (GC/MS)

Analyte	Result	Qualifier	LOQ	LOD	DL	Unit	D	Analyzed	Dil Fac
cis-1,3-Dichloropropene	<0.50		1.0	0.50	0.20	ug/L		12/27/25 10:59	1
trans-1,3-Dichloropropene	<0.50		1.0	0.50	0.20	ug/L		12/27/25 10:59	1
Ethylbenzene	<0.80		1.0	0.80	0.40	ug/L		12/27/25 10:59	1
Styrene	<0.60		5.0	0.60	0.30	ug/L		12/27/25 10:59	1
1,4-Dichlorobenzene	<0.60		5.0	0.60	0.30	ug/L		12/27/25 10:59	1
1,2-Dibromoethane	<0.50		1.0	0.50	0.20	ug/L		12/27/25 10:59	1
1,2-Dichloroethane	<0.60		1.0	0.60	0.30	ug/L		12/27/25 10:59	1
1,2,3-Trichlorobenzene	<1.0		5.0	1.0	0.40	ug/L		12/27/25 10:59	1
4-Methyl-2-pentanone (MIBK)	<1.0		10	1.0	0.50	ug/L		12/27/25 10:59	1
1,2,3-Trichloropropane	<0.60		5.0	0.60	0.30	ug/L		12/27/25 10:59	1
Methylcyclohexane	<1.0		5.0	1.0	0.50	ug/L		12/27/25 10:59	1
Toluene	<0.60		1.0	0.60	0.30	ug/L		12/27/25 10:59	1
1,2,4-Trimethylbenzene	<2.0		5.0	2.0	1.0	ug/L		12/27/25 10:59	1
Chlorobenzene	<0.60		1.0	0.60	0.30	ug/L		12/27/25 10:59	1
Cyclohexane	<2.0		5.0	2.0	1.0	ug/L		12/27/25 10:59	1
1,2,4-Trichlorobenzene	<1.0		5.0	1.0	0.30	ug/L		12/27/25 10:59	1
Dibromochloromethane	<0.50		1.0	0.50	0.20	ug/L		12/27/25 10:59	1
Xylenes, Total	<0.80		1.0	0.80	0.40	ug/L		12/27/25 10:59	1
Tetrachloroethene	<0.60		1.0	0.60	0.30	ug/L		12/27/25 10:59	1
cis-1,2-Dichloroethene	<0.60		1.0	0.60	0.30	ug/L		12/27/25 10:59	1
trans-1,2-Dichloroethene	<1.4		2.0	1.4	0.70	ug/L		12/27/25 10:59	1
Methyl tert-butyl ether	<0.50		1.0	0.50	0.20	ug/L		12/27/25 10:59	1
1,3-Dichlorobenzene	<1.4		5.0	1.4	0.68	ug/L		12/27/25 10:59	1
Carbon tetrachloride	<0.60		1.0	0.60	0.30	ug/L		12/27/25 10:59	1
1,4-Dioxane	<100		250	100	29	ug/L		12/27/25 10:59	1
2-Hexanone	<1.7		10	1.7	0.85	ug/L		12/27/25 10:59	1
Acetone	<2.0		20	2.0	0.70	ug/L		12/27/25 10:59	1
Chloroform	<0.60		1.0	0.60	0.30	ug/L		12/27/25 10:59	1
Benzene	<0.60		1.0	0.60	0.30	ug/L		12/27/25 10:59	1
1,1,1-Trichloroethane	<0.60		1.0	0.60	0.30	ug/L		12/27/25 10:59	1
Bromomethane	<0.60		1.0	0.60	0.30	ug/L		12/27/25 10:59	1
Chloromethane	<1.1		2.0	1.1	0.55	ug/L		12/27/25 10:59	1
Chloroethane	<0.60		1.0	0.60	0.30	ug/L		12/27/25 10:59	1
Vinyl chloride	<0.60		1.0	0.60	0.30	ug/L		12/27/25 10:59	1
Methylene Chloride	<0.60		1.0	0.60	0.30	ug/L		12/27/25 10:59	1
Carbon disulfide	<0.60		5.0	0.60	0.30	ug/L		12/27/25 10:59	1
Bromoform	<2.0		4.0	2.0	1.0	ug/L		12/27/25 10:59	1
Bromodichloromethane	<0.50		1.0	0.50	0.20	ug/L		12/27/25 10:59	1
1,1-Dichloroethene	<0.60		1.0	0.60	0.30	ug/L		12/27/25 10:59	1
Trichlorofluoromethane	<0.60		1.0	0.60	0.30	ug/L		12/27/25 10:59	1
Dichlorodifluoromethane	<0.60		1.0	0.60	0.30	ug/L		12/27/25 10:59	1
1,1,2-Trichloro-1,2,2-trifluoroethane	<0.60		10	0.60	0.30	ug/L		12/27/25 10:59	1
1,2-Dichloropropane	<0.60		1.0	0.60	0.30	ug/L		12/27/25 10:59	1
2-Butanone (MEK)	<1.0		10	1.0	1.0	ug/L		12/27/25 10:59	1
Bromochloromethane	<0.50		5.0	0.50	0.20	ug/L		12/27/25 10:59	1
1,1,2-Trichloroethane	<0.60		1.0	0.60	0.30	ug/L		12/27/25 10:59	1
Trichloroethene	<0.60		1.0	0.60	0.30	ug/L		12/27/25 10:59	1
Methyl acetate	<0.60		5.0	0.60	0.30	ug/L		12/27/25 10:59	1
1,1,2,2-Tetrachloroethane	<0.60		1.0	0.60	0.30	ug/L		12/27/25 10:59	1

Client Sample ID: TB1
Lab Sample ID: 410-258338-6
Date Collected: 12/15/25 00:00
Matrix: Water
Date Received: 12/18/25 10:20

Method: SW846 8260D - Volatile Organic Compounds (GC/MS) (Continued)

Analyte	Result	Qualifier	LOQ	LOD	DL	Unit	D	Analyzed	Dil Fac
1,2-Dichlorobenzene	<0.50		5.0	0.50	0.20	ug/L		12/27/25 10:59	1
1,2-Dibromo-3-Chloropropane	<1.0		5.0	1.0	0.30	ug/L		12/27/25 10:59	1
Isopropylbenzene	<0.60		5.0	0.60	0.30	ug/L		12/27/25 10:59	1
m-Xylene & p-Xylene	<4.0		5.0	4.0	2.0	ug/L		12/27/25 10:59	1
o-Xylene	<0.80		1.0	0.80	0.40	ug/L		12/27/25 10:59	1

Surrogate	*%Recovery*	*Qualifier*	*Limits*	*Prepared*	*Analyzed*	*Dil Fac*
1,2-Dichloroethane-d4 (Surr)	*97*		*81 - 118*		*12/27/25 10:59*	*1*
Dibromofluoromethane (Surr)	*99*		*80 - 119*		*12/27/25 10:59*	*1*
4-Bromofluorobenzene (Surr)	*100*		*85 - 114*		*12/27/25 10:59*	*1*
Toluene-d8 (Surr)	*100*		*89 - 112*		*12/27/25 10:59*	*1*

Client Sample ID: TB3
Lab Sample ID: 410-258338-7
Date Collected: 12/15/25 00:00
Matrix: Water
Date Received: 12/18/25 10:20

Method: SW846 8260D - Volatile Organic Compounds (GC/MS)

Analyte	Result	Qualifier	LOQ	LOD	DL	Unit	D	Analyzed	Dil Fac
cis-1,3-Dichloropropene	<0.50		1.0	0.50	0.20	ug/L		12/27/25 11:22	1
trans-1,3-Dichloropropene	<0.50		1.0	0.50	0.20	ug/L		12/27/25 11:22	1
Ethylbenzene	<0.80		1.0	0.80	0.40	ug/L		12/27/25 11:22	1
Styrene	<0.60		5.0	0.60	0.30	ug/L		12/27/25 11:22	1
1,4-Dichlorobenzene	<0.60		5.0	0.60	0.30	ug/L		12/27/25 11:22	1
1,2-Dibromoethane	<0.50		1.0	0.50	0.20	ug/L		12/27/25 11:22	1
1,2-Dichloroethane	<0.60		1.0	0.60	0.30	ug/L		12/27/25 11:22	1
1,2,3-Trichlorobenzene	<1.0		5.0	1.0	0.40	ug/L		12/27/25 11:22	1
4-Methyl-2-pentanone (MIBK)	<1.0		10	1.0	0.50	ug/L		12/27/25 11:22	1
1,2,3-Trichloropropane	<0.60		5.0	0.60	0.30	ug/L		12/27/25 11:22	1
Methylcyclohexane	<1.0		5.0	1.0	0.50	ug/L		12/27/25 11:22	1
Toluene	<0.60		1.0	0.60	0.30	ug/L		12/27/25 11:22	1
1,2,4-Trimethylbenzene	<2.0		5.0	2.0	1.0	ug/L		12/27/25 11:22	1
Chlorobenzene	<0.60		1.0	0.60	0.30	ug/L		12/27/25 11:22	1
Cyclohexane	<2.0		5.0	2.0	1.0	ug/L		12/27/25 11:22	1
1,2,4-Trichlorobenzene	<1.0		5.0	1.0	0.30	ug/L		12/27/25 11:22	1
Dibromochloromethane	<0.50		1.0	0.50	0.20	ug/L		12/27/25 11:22	1
Xylenes, Total	<0.80		1.0	0.80	0.40	ug/L		12/27/25 11:22	1
Tetrachloroethene	<0.60		1.0	0.60	0.30	ug/L		12/27/25 11:22	1
cis-1,2-Dichloroethene	<0.60		1.0	0.60	0.30	ug/L		12/27/25 11:22	1
trans-1,2-Dichloroethene	<1.4		2.0	1.4	0.70	ug/L		12/27/25 11:22	1
Methyl tert-butyl ether	<0.50		1.0	0.50	0.20	ug/L		12/27/25 11:22	1
1,3-Dichlorobenzene	<1.4		5.0	1.4	0.68	ug/L		12/27/25 11:22	1
Carbon tetrachloride	<0.60		1.0	0.60	0.30	ug/L		12/27/25 11:22	1
1,4-Dioxane	<100		250	100	29	ug/L		12/27/25 11:22	1
2-Hexanone	<1.7		10	1.7	0.85	ug/L		12/27/25 11:22	1
Acetone	<2.0		20	2.0	0.70	ug/L		12/27/25 11:22	1
Chloroform	<0.60		1.0	0.60	0.30	ug/L		12/27/25 11:22	1
Benzene	<0.60		1.0	0.60	0.30	ug/L		12/27/25 11:22	1
1,1,1-Trichloroethane	<0.60		1.0	0.60	0.30	ug/L		12/27/25 11:22	1
Bromomethane	<0.60		1.0	0.60	0.30	ug/L		12/27/25 11:22	1
Chloromethane	<1.1		2.0	1.1	0.55	ug/L		12/27/25 11:22	1

Client Sample ID: TB3
Lab Sample ID: 410-258338-7
Date Collected: 12/15/25 00:00
Matrix: Water
Date Received: 12/18/25 10:20

Method: SW846 8260D - Volatile Organic Compounds (GC/MS) (Continued)

Analyte	Result	Qualifier	LOQ	LOD	DL	Unit	D	Analyzed	Dil Fac
Chloroethane	<0.60		1.0	0.60	0.30	ug/L		12/27/25 11:22	1
Vinyl chloride	<0.60		1.0	0.60	0.30	ug/L		12/27/25 11:22	1
Methylene Chloride	<0.60		1.0	0.60	0.30	ug/L		12/27/25 11:22	1
Carbon disulfide	<0.60		5.0	0.60	0.30	ug/L		12/27/25 11:22	1
Bromoform	<2.0		4.0	2.0	1.0	ug/L		12/27/25 11:22	1
Bromodichloromethane	<0.50		1.0	0.50	0.20	ug/L		12/27/25 11:22	1
1,1-Dichloroethene	<0.60		1.0	0.60	0.30	ug/L		12/27/25 11:22	1
Trichlorofluoromethane	<0.60		1.0	0.60	0.30	ug/L		12/27/25 11:22	1
Dichlorodifluoromethane	<0.60		1.0	0.60	0.30	ug/L		12/27/25 11:22	1
1,1,2-Trichloro-1,2,2-trifluoroethane	<0.60		10	0.60	0.30	ug/L		12/27/25 11:22	1
1,2-Dichloropropane	<0.60		1.0	0.60	0.30	ug/L		12/27/25 11:22	1
2-Butanone (MEK)	<1.0		10	1.0	1.0	ug/L		12/27/25 11:22	1
Bromochloromethane	<0.50		5.0	0.50	0.20	ug/L		12/27/25 11:22	1
1,1,2-Trichloroethane	<0.60		1.0	0.60	0.30	ug/L		12/27/25 11:22	1
Trichloroethene	<0.60		1.0	0.60	0.30	ug/L		12/27/25 11:22	1
Methyl acetate	<0.60		5.0	0.60	0.30	ug/L		12/27/25 11:22	1
1,1,2,2-Tetrachloroethane	<0.60		1.0	0.60	0.30	ug/L		12/27/25 11:22	1
1,2-Dichlorobenzene	<0.50		5.0	0.50	0.20	ug/L		12/27/25 11:22	1
1,2-Dibromo-3-Chloropropane	<1.0		5.0	1.0	0.30	ug/L		12/27/25 11:22	1
Isopropylbenzene	<0.60		5.0	0.60	0.30	ug/L		12/27/25 11:22	1
m-Xylene & p-Xylene	<4.0		5.0	4.0	2.0	ug/L		12/27/25 11:22	1
o-Xylene	<0.80		1.0	0.80	0.40	ug/L		12/27/25 11:22	1

Surrogate	*%Recovery*	*Qualifier*	*Limits*	*Prepared*	*Analyzed*	*Dil Fac*
1,2-Dichloroethane-d4 (Surr)	*102*		*81 - 118*		*12/27/25 11:22*	*1*
Dibromofluoromethane (Surr)	*101*		*80 - 119*		*12/27/25 11:22*	*1*
4-Bromofluorobenzene (Surr)	*98*		*85 - 114*		*12/27/25 11:22*	*1*
Toluene-d8 (Surr)	*99*		*89 - 112*		*12/27/25 11:22*	*1*

Client Sample ID: TB4
Lab Sample ID: 410-258338-8
Date Collected: 12/15/25 00:00
Matrix: Water
Date Received: 12/18/25 10:20

Method: SW846 8260D - Volatile Organic Compounds (GC/MS)

Analyte	Result	Qualifier	LOQ	LOD	DL	Unit	D	Analyzed	Dil Fac
cis-1,3-Dichloropropene	<0.50		1.0	0.50	0.20	ug/L		12/27/25 11:44	1
trans-1,3-Dichloropropene	<0.50		1.0	0.50	0.20	ug/L		12/27/25 11:44	1
Ethylbenzene	<0.80		1.0	0.80	0.40	ug/L		12/27/25 11:44	1
Styrene	<0.60		5.0	0.60	0.30	ug/L		12/27/25 11:44	1
1,4-Dichlorobenzene	<0.60		5.0	0.60	0.30	ug/L		12/27/25 11:44	1
1,2-Dibromoethane	<0.50		1.0	0.50	0.20	ug/L		12/27/25 11:44	1
1,2-Dichloroethane	<0.60		1.0	0.60	0.30	ug/L		12/27/25 11:44	1
1,2,3-Trichlorobenzene	<1.0		5.0	1.0	0.40	ug/L		12/27/25 11:44	1
4-Methyl-2-pentanone (MIBK)	<1.0		10	1.0	0.50	ug/L		12/27/25 11:44	1
1,2,3-Trichloropropane	<0.60		5.0	0.60	0.30	ug/L		12/27/25 11:44	1
Methylcyclohexane	<1.0		5.0	1.0	0.50	ug/L		12/27/25 11:44	1
Toluene	<0.60		1.0	0.60	0.30	ug/L		12/27/25 11:44	1
1,2,4-Trimethylbenzene	<2.0		5.0	2.0	1.0	ug/L		12/27/25 11:44	1
Chlorobenzene	<0.60		1.0	0.60	0.30	ug/L		12/27/25 11:44	1
Cyclohexane	<2.0		5.0	2.0	1.0	ug/L		12/27/25 11:44	1

Client: Tetra Tech Inc
Project/Site: White Sands Test Facility, NM

Job ID: 410-258338-1

Client Sample ID: TB4

Date Collected: 12/15/25 00:00
Date Received: 12/18/25 10:20

Lab Sample ID: 410-258338-8

Matrix: Water

Method: SW846 8260D - Volatile Organic Compounds (GC/MS) (Continued)

Analyte	Result	Qualifier	LOQ	LOD	DL	Unit	D	Analyzed	Dil Fac
1,2,4-Trichlorobenzene	<1.0		5.0	1.0	0.30	ug/L		12/27/25 11:44	1
Dibromochloromethane	<0.50		1.0	0.50	0.20	ug/L		12/27/25 11:44	1
Xylenes, Total	<0.80		1.0	0.80	0.40	ug/L		12/27/25 11:44	1
Tetrachloroethene	<0.60		1.0	0.60	0.30	ug/L		12/27/25 11:44	1
cis-1,2-Dichloroethene	<0.60		1.0	0.60	0.30	ug/L		12/27/25 11:44	1
trans-1,2-Dichloroethene	<1.4		2.0	1.4	0.70	ug/L		12/27/25 11:44	1
Methyl tert-butyl ether	<0.50		1.0	0.50	0.20	ug/L		12/27/25 11:44	1
1,3-Dichlorobenzene	<1.4		5.0	1.4	0.68	ug/L		12/27/25 11:44	1
Carbon tetrachloride	<0.60		1.0	0.60	0.30	ug/L		12/27/25 11:44	1
1,4-Dioxane	<100		250	100	29	ug/L		12/27/25 11:44	1
2-Hexanone	<1.7		10	1.7	0.85	ug/L		12/27/25 11:44	1
Acetone	<2.0		20	2.0	0.70	ug/L		12/27/25 11:44	1
Chloroform	<0.60		1.0	0.60	0.30	ug/L		12/27/25 11:44	1
Benzene	<0.60		1.0	0.60	0.30	ug/L		12/27/25 11:44	1
1,1,1-Trichloroethane	<0.60		1.0	0.60	0.30	ug/L		12/27/25 11:44	1
Bromomethane	<0.60		1.0	0.60	0.30	ug/L		12/27/25 11:44	1
Chloromethane	<1.1		2.0	1.1	0.55	ug/L		12/27/25 11:44	1
Chloroethane	<0.60		1.0	0.60	0.30	ug/L		12/27/25 11:44	1
Vinyl chloride	<0.60		1.0	0.60	0.30	ug/L		12/27/25 11:44	1
Methylene Chloride	<0.60		1.0	0.60	0.30	ug/L		12/27/25 11:44	1
Carbon disulfide	<0.60		5.0	0.60	0.30	ug/L		12/27/25 11:44	1
Bromoform	<2.0		4.0	2.0	1.0	ug/L		12/27/25 11:44	1
Bromodichloromethane	<0.50		1.0	0.50	0.20	ug/L		12/27/25 11:44	1
1,1-Dichloroethene	<0.60		1.0	0.60	0.30	ug/L		12/27/25 11:44	1
Trichlorofluoromethane	<0.60		1.0	0.60	0.30	ug/L		12/27/25 11:44	1
Dichlorodifluoromethane	<0.60		1.0	0.60	0.30	ug/L		12/27/25 11:44	1
1,1,2-Trichloro-1,2,2-trifluoroethane	<0.60		10	0.60	0.30	ug/L		12/27/25 11:44	1
1,2-Dichloropropane	<0.60		1.0	0.60	0.30	ug/L		12/27/25 11:44	1
2-Butanone (MEK)	<1.0		10	1.0	1.0	ug/L		12/27/25 11:44	1
Bromochloromethane	<0.50		5.0	0.50	0.20	ug/L		12/27/25 11:44	1
1,1,2-Trichloroethane	<0.60		1.0	0.60	0.30	ug/L		12/27/25 11:44	1
Trichloroethene	<0.60		1.0	0.60	0.30	ug/L		12/27/25 11:44	1
Methyl acetate	<0.60		5.0	0.60	0.30	ug/L		12/27/25 11:44	1
1,1,2,2-Tetrachloroethane	<0.60		1.0	0.60	0.30	ug/L		12/27/25 11:44	1
1,2-Dichlorobenzene	<0.50		5.0	0.50	0.20	ug/L		12/27/25 11:44	1
1,2-Dibromo-3-Chloropropane	<1.0		5.0	1.0	0.30	ug/L		12/27/25 11:44	1
Isopropylbenzene	<0.60		5.0	0.60	0.30	ug/L		12/27/25 11:44	1
m-Xylene & p-Xylene	<4.0		5.0	4.0	2.0	ug/L		12/27/25 11:44	1
o-Xylene	<0.80		1.0	0.80	0.40	ug/L		12/27/25 11:44	1

Surrogate	*%Recovery*	*Qualifier*	*Limits*	*Prepared*	*Analyzed*	*Dil Fac*
1,2-Dichloroethane-d4 (Surr)	*101*		*81 - 118*		*12/27/25 11:44*	*1*
Dibromofluoromethane (Surr)	*99*		*80 - 119*		*12/27/25 11:44*	*1*
4-Bromofluorobenzene (Surr)	*100*		*85 - 114*		*12/27/25 11:44*	*1*
Toluene-d8 (Surr)	*99*		*89 - 112*		*12/27/25 11:44*	*1*

Surrogate Summary

Client: Tetra Tech Inc
Project/Site: White Sands Test Facility, NM

Job ID: 410-258338-1

Method: 8260D - Volatile Organic Compounds (GC/MS)

Matrix: Solid — **Prep Type: Total/NA**

		Percent Surrogate Recovery (Acceptance Limits)			
		DCA	BFB	DBFM	TOL
Lab Sample ID	Client Sample ID	(71-136)	(79-119)	(78-119)	(85-116)
410-258338-2	2512151705	111 cn	99 cn	100 cn	106 cn
410-258338-3	2512161215	104	88	103	93
LCS 410-748773/5	Lab Control Sample	103	96	105	95
LCS 410-749509/5	Lab Control Sample	82 cn	85 cn	81 cn	82 S1- cn
LCSD 410-748773/6	Lab Control Sample Dup	103	96	104	95
LCSD 410-749509/7	Lab Control Sample Dup	84 cn	85 cn	81 cn	82 S1- cn
MB 410-748773/8	Method Blank	103	92	105	94
MB 410-749509/6	Method Blank	87	88	84	86

Surrogate Legend

DCA = 1,2-Dichloroethane-d4 (Surr)
BFB = 4-Bromofluorobenzene (Surr)
DBFM = Dibromofluoromethane (Surr)
TOL = Toluene-d8 (Surr)

Method: 8260D - Volatile Organic Compounds (GC/MS)

Matrix: Water — **Prep Type: Total/NA**

		Percent Surrogate Recovery (Acceptance Limits)			
		DCA	DBFM	BFB	TOL
Lab Sample ID	Client Sample ID	(81-118)	(80-119)	(85-114)	(89-112)
410-258338-1	2512151700	101 cn	111 cn	108 cn	96 cn
410-258338-4	2512161210	104 cn	102 cn	103 cn	106 cn
410-258338-5	TB2	101	100	99	99
410-258338-6	TB1	97	99	100	100
410-258338-7	TB3	102	101	98	99
410-258338-8	TB4	101	99	100	99
LCS 410-749339/4	Lab Control Sample	101	105	100	101
LCS 410-749569/4	Lab Control Sample	100	104	104	101
LCS 410-750058/4	Lab Control Sample	100	100	101	108
LCSD 410-749339/5	Lab Control Sample Dup	105	104	99	101
LCSD 410-749569/5	Lab Control Sample Dup	99	103	107	100
LCSD 410-750058/5	Lab Control Sample Dup	100	99	101	106
MB 410-749339/7	Method Blank	97	101	100	98
MB 410-749569/7	Method Blank	102	108	104	99
MB 410-750058/60	Method Blank	101	102	103	106

Surrogate Legend

DCA = 1,2-Dichloroethane-d4 (Surr)
DBFM = Dibromofluoromethane (Surr)
BFB = 4-Bromofluorobenzene (Surr)
TOL = Toluene-d8 (Surr)

Method: 8270E - Semivolatile Organic Compounds (GC/MS)

Matrix: Solid — **Prep Type: Total/NA**

		Percent Surrogate Recovery (Acceptance Limits)					
		TBP	FBP	2FP	NBZ	TPHd14	PHL
Lab Sample ID	Client Sample ID	(39-132)	(44-115)	(35-115)	(37-122)	(54-127)	(33-122)
410-258338-2	2512151705	107 ^c	75	70	64	103	75
410-258338-3	2512161215	94 ^c cn	68 cn	66 cn	64 cn	102 cn	68 cn

Surrogate Summary

Client: Tetra Tech Inc
Job ID: 410-258338-1
Project/Site: White Sands Test Facility, NM

Method: 8270E - Semivolatile Organic Compounds (GC/MS) (Continued)

Matrix: Solid **Prep Type: Total/NA**

		Percent Surrogate Recovery (Acceptance Limits)					
		TBP	FBP	2FP	NBZ	TPHd14	PHL
Lab Sample ID	Client Sample ID	(39-132)	(44-115)	(35-115)	(37-122)	(54-127)	(33-122)
410-258338-3 MS	2512161215	108	77	67	70	104	77
410-258338-3 MSD	2512161215	96	71	57	59	101	65
LCS 410-748397/2-A	Lab Control Sample	105	74	63	64	110	70
LCS 410-748786/2-A	Lab Control Sample	109	77	60	64	105	72
MB 410-748397/1-A	Method Blank	108	73	66	65	123	67
MB 410-748786/1-A	Method Blank	114	61	50	52	125 ES	52

Surrogate Legend

TBP = 2,4,6-Tribromophenol (Surr)
FBP = 2-Fluorobiphenyl (Surr)
2FP = 2-Fluorophenol (Surr)
NBZ = Nitrobenzene-d5 (Surr)
TPHd14 = p-Terphenyl-d14 (Surr)
PHL = Phenol-d5 (Surr)

Method: 8270E - Semivolatile Organic Compounds (GC-MS/MS)

Matrix: Water **Prep Type: Total/NA**

		Percent Surrogate Recovery (Acceptance Limits)					
		FBP	2FP	NBZ	TPHd14	TBP	PHL
Lab Sample ID	Client Sample ID	(44-119)	(19-119)	(44-120)	(50-134)	(43-140)	(18-61)
410-258338-1	2512151700	35 S1- cn	101 cn	157 S1+ cn	8 S1- cn	158 S1+ cn	63 S1+ cn
410-258338-4	2512161210	65 cn	94 cn	144 S1+ cn	12 S1- cn	142 S1+ cn	63 S1+ cn
LCS 410-748056/2-A	Lab Control Sample	147 S1+	91	155 S1+	156 S1+	166 S1+	66 S1+
MB 410-748056/1-A	Method Blank	156 S1+	101	156 S1+	138 S1+	171 S1+	63 S1+

Surrogate Legend

FBP = 2-Fluorobiphenyl (Surr)
2FP = 2-Fluorophenol (Surr)
NBZ = Nitrobenzene-d5 (Surr)
TPHd14 = p-Terphenyl-d14 (Surr)
TBP = 2,4,6-Tribromophenol (Surr)
PHL = Phenol-d5 (Surr)

Method: 8260D - Volatile Organic Compounds (GC/MS)

Lab Sample ID: MB 410-748773/8
Matrix: Solid
Analysis Batch: 748773

Client Sample ID: Method Blank
Prep Type: Total/NA

Analyte	MB Result	MB Qualifier	LOQ	LOD	DL	Unit	D	Analyzed	Dil Fac
1,2,3-Trichlorobenzene	<8.0		10	8.0	5.0	ug/Kg		12/23/25 21:40	1
1,2,3-Trichloropropane	<2.0		5.0	2.0	0.70	ug/Kg		12/23/25 21:40	1
1,2-Dibromoethane	<2.0		5.0	2.0	0.70	ug/Kg		12/23/25 21:40	1
1,2,4-Trimethylbenzene	<2.0		5.0	2.0	1.0	ug/Kg		12/23/25 21:40	1
1,2-Dichloroethane	<2.0		5.0	2.0	0.60	ug/Kg		12/23/25 21:40	1
1,2,4-Trichlorobenzene	<8.0		10	8.0	5.0	ug/Kg		12/23/25 21:40	1
1,4-Dichlorobenzene	<2.0		5.0	2.0	0.90	ug/Kg		12/23/25 21:40	1
4-Methyl-2-pentanone (MIBK)	<4.0		10	4.0	2.0	ug/Kg		12/23/25 21:40	1
1,3-Dichlorobenzene	<2.0		5.0	2.0	1.0	ug/Kg		12/23/25 21:40	1
1,4-Dioxane	<100		250	100	37	ug/Kg		12/23/25 21:40	1
2-Hexanone	<5.0		10	5.0	2.5	ug/Kg		12/23/25 21:40	1
Acetone	<16		20	16	6.0	ug/Kg		12/23/25 21:40	1
Carbon tetrachloride	<2.0		5.0	2.0	0.80	ug/Kg		12/23/25 21:40	1
Benzene	<2.0		5.0	2.0	0.80	ug/Kg		12/23/25 21:40	1
Chlorobenzene	<2.0		5.0	2.0	0.90	ug/Kg		12/23/25 21:40	1
1,1,1-Trichloroethane	<2.0		5.0	2.0	0.80	ug/Kg		12/23/25 21:40	1
Bromomethane	<2.0		5.0	2.0	1.0	ug/Kg		12/23/25 21:40	1
Chloroform	<2.0		5.0	2.0	0.80	ug/Kg		12/23/25 21:40	1
Chloromethane	<2.0		5.0	2.0	1.0	ug/Kg		12/23/25 21:40	1
Chloroethane	<4.0		5.0	4.0	1.0	ug/Kg		12/23/25 21:40	1
cis-1,2-Dichloroethene	<2.0		5.0	2.0	0.80	ug/Kg		12/23/25 21:40	1
cis-1,3-Dichloropropene	<1.0		5.0	1.0	0.60	ug/Kg		12/23/25 21:40	1
Cyclohexane	<2.0		5.0	2.0	0.90	ug/Kg		12/23/25 21:40	1
Carbon disulfide	<2.0	M	5.0	2.0	0.80	ug/Kg		12/23/25 21:40	1
Dibromochloromethane	<1.0		5.0	1.0	0.50	ug/Kg		12/23/25 21:40	1
Bromoform	<8.0		10	8.0	5.0	ug/Kg		12/23/25 21:40	1
Bromodichloromethane	<2.0		5.0	2.0	0.70	ug/Kg		12/23/25 21:40	1
Ethylbenzene	<2.0		5.0	2.0	1.0	ug/Kg		12/23/25 21:40	1
1,1-Dichloroethane	<2.0		5.0	2.0	0.80	ug/Kg		12/23/25 21:40	1
1,1-Dichloroethene	<2.0		5.0	2.0	0.80	ug/Kg		12/23/25 21:40	1
Dichlorodifluoromethane	<2.0		5.0	2.0	1.0	ug/Kg		12/23/25 21:40	1
Methylcyclohexane	<2.0		5.0	2.0	0.80	ug/Kg		12/23/25 21:40	1
1,1,2-Trichloro-1,2,2-trifluoroethane	<2.0		10	2.0	0.90	ug/Kg		12/23/25 21:40	1
1,2-Dichloropropane	<2.0		5.0	2.0	0.80	ug/Kg		12/23/25 21:40	1
Methyl tert-butyl ether	<2.0		5.0	2.0	0.80	ug/Kg		12/23/25 21:40	1
2-Butanone (MEK)	<4.0		10	4.0	2.0	ug/Kg		12/23/25 21:40	1
Methylene Chloride	<4.0		5.0	4.0	2.0	ug/Kg		12/23/25 21:40	1
Bromochloromethane	<2.0		5.0	2.0	0.80	ug/Kg		12/23/25 21:40	1
1,1,2-Trichloroethane	<2.0		5.0	2.0	0.70	ug/Kg		12/23/25 21:40	1
Styrene	<2.0		5.0	2.0	0.90	ug/Kg		12/23/25 21:40	1
Tetrachloroethene	<3.0		5.0	3.0	1.5	ug/Kg		12/23/25 21:40	1
Methyl acetate	<4.0		5.0	4.0	1.0	ug/Kg		12/23/25 21:40	1
Toluene	<2.0		5.0	2.0	1.0	ug/Kg		12/23/25 21:40	1
1,1,2,2-Tetrachloroethane	<2.0		5.0	2.0	0.80	ug/Kg		12/23/25 21:40	1
trans-1,2-Dichloroethene	<2.0		5.0	2.0	0.80	ug/Kg		12/23/25 21:40	1
1,2-Dichlorobenzene	<2.0		5.0	2.0	0.90	ug/Kg		12/23/25 21:40	1
trans-1,3-Dichloropropene	<1.0		5.0	1.0	0.60	ug/Kg		12/23/25 21:40	1
1,2-Dibromo-3-Chloropropane	<2.0		5.0	2.0	0.80	ug/Kg		12/23/25 21:40	1

Method: 8260D - Volatile Organic Compounds (GC/MS) (Continued)

Lab Sample ID: MB 410-748773/8
Matrix: Solid
Analysis Batch: 748773

Client Sample ID: Method Blank
Prep Type: Total/NA

Analyte	MB Result	MB Qualifier	LOQ	LOD	DL	Unit	D	Analyzed	Dil Fac
Trichloroethene	<2.0		5.0	2.0	0.80	ug/Kg		12/23/25 21:40	1
Isopropylbenzene	<3.0		5.0	3.0	1.5	ug/Kg		12/23/25 21:40	1
Trichlorofluoromethane	<2.0		5.0	2.0	1.0	ug/Kg		12/23/25 21:40	1
Vinyl chloride	<2.0		5.0	2.0	0.80	ug/Kg		12/23/25 21:40	1
Xylenes, Total	<2.0		10	2.0	0.70	ug/Kg		12/23/25 21:40	1
m-Xylene & p-Xylene	<4.0		5.0	4.0	2.0	ug/Kg		12/23/25 21:40	1
o-Xylene	<2.0		5.0	2.0	1.0	ug/Kg		12/23/25 21:40	1

Surrogate	*MB %Recovery*	*MB Qualifier*	*Limits*	*Prepared*	*Analyzed*	*Dil Fac*
1,2-Dichloroethane-d4 (Surr)	*103*		*71 - 136*		*12/23/25 21:40*	*1*
4-Bromofluorobenzene (Surr)	*92*		*79 - 119*		*12/23/25 21:40*	*1*
Dibromofluoromethane (Surr)	*105*		*78 - 119*		*12/23/25 21:40*	*1*
Toluene-d8 (Surr)	*94*		*85 - 116*		*12/23/25 21:40*	*1*

Lab Sample ID: LCS 410-748773/5
Matrix: Solid
Analysis Batch: 748773

Client Sample ID: Lab Control Sample
Prep Type: Total/NA

Analyte	Spike Added	LCS Result	LCS Qualifier	Unit	D	%Rec	%Rec Limits
1,2,3-Trichlorobenzene	20.0	18.6		ug/Kg		93	66 - 130
1,2,3-Trichloropropane	20.0	18.6		ug/Kg		93	73 - 125
1,2-Dibromoethane	20.0	19.4		ug/Kg		97	78 - 122
1,2,4-Trimethylbenzene	20.0	18.6		ug/Kg		93	75 - 123
1,2-Dichloroethane	20.0	19.1		ug/Kg		95	73 - 128
1,2,4-Trichlorobenzene	20.0	19.2		ug/Kg		96	67 - 129
1,4-Dichlorobenzene	20.0	19.9		ug/Kg		99	75 - 120
4-Methyl-2-pentanone (MIBK)	250	198		ug/Kg		79	65 - 135
1,3-Dichlorobenzene	20.0	20.0		ug/Kg		100	77 - 121
1,4-Dioxane	500	527		ug/Kg		105	55 - 138
2-Hexanone	250	179		ug/Kg		72	53 - 145
Acetone	250	240		ug/Kg		96	36 - 164
Carbon tetrachloride	20.0	20.4		ug/Kg		102	70 - 135
Benzene	20.0	20.0		ug/Kg		100	77 - 121
Chlorobenzene	20.0	20.0		ug/Kg		100	79 - 120
1,1,1-Trichloroethane	20.0	20.4		ug/Kg		102	73 - 130
Bromomethane	20.0	19.0		ug/Kg		95	53 - 143
Chloroform	20.0	20.4		ug/Kg		102	78 - 123
Chloromethane	20.0	13.9		ug/Kg		70	50 - 136
Chloroethane	20.0	16.7		ug/Kg		84	59 - 139
cis-1,2-Dichloroethene	20.0	21.2		ug/Kg		106	77 - 123
cis-1,3-Dichloropropene	20.0	18.3		ug/Kg		92	74 - 126
Cyclohexane	20.0	16.7		ug/Kg		83	67 - 131
Carbon disulfide	20.0	16.8		ug/Kg		84	63 - 132
Dibromochloromethane	20.0	19.1		ug/Kg		95	74 - 126
Bromoform	20.0	18.2		ug/Kg		91	67 - 132
Bromodichloromethane	20.0	20.1		ug/Kg		100	75 - 127
Ethylbenzene	20.0	19.3		ug/Kg		96	76 - 122
1,1-Dichloroethane	20.0	18.9		ug/Kg		95	76 - 125

Method: 8260D - Volatile Organic Compounds (GC/MS) (Continued)

Lab Sample ID: LCS 410-748773/5
Matrix: Solid
Analysis Batch: 748773

Client Sample ID: Lab Control Sample
Prep Type: Total/NA

Analyte	Spike Added	LCS Result	LCS Qualifier	Unit	D	%Rec	%Rec Limits
1,1-Dichloroethene	20.0	20.6		ug/Kg		103	70 - 131
Dichlorodifluoromethane	20.0	15.8		ug/Kg		79	29 - 149
Methylcyclohexane	20.0	19.0		ug/Kg		95	66 - 133
1,1,2-Trichloro-1,2,2-trifluoroethane	20.0	19.0		ug/Kg		95	66 - 136
1,2-Dichloropropane	20.0	18.5		ug/Kg		93	76 - 123
Methyl tert-butyl ether	20.0	18.1		ug/Kg		90	73 - 125
2-Butanone (MEK)	250	239		ug/Kg		95	51 - 148
Methylene Chloride	20.0	20.1		ug/Kg		101	70 - 128
Bromochloromethane	20.0	22.6		ug/Kg		113	78 - 125
1,1,2-Trichloroethane	20.0	19.4		ug/Kg		97	78 - 121
Styrene	20.0	18.5		ug/Kg		92	76 - 124
Tetrachloroethene	20.0	20.1		ug/Kg		101	73 - 128
Methyl acetate	20.0	19.1		ug/Kg		95	53 - 144
Toluene	20.0	19.1		ug/Kg		95	77 - 121
1,1,2,2-Tetrachloroethane	20.0	17.8		ug/Kg		89	70 - 124
trans-1,2-Dichloroethene	20.0	20.7		ug/Kg		103	74 - 125
1,2-Dichlorobenzene	20.0	19.6		ug/Kg		98	78 - 121
trans-1,3-Dichloropropene	20.0	17.3		ug/Kg		86	71 - 130
1,2-Dibromo-3-Chloropropane	20.0	15.5		ug/Kg		78	61 - 132
Trichloroethene	20.0	20.4		ug/Kg		102	77 - 123
Isopropylbenzene	20.0	19.9		ug/Kg		99	68 - 134
Trichlorofluoromethane	20.0	14.1		ug/Kg		70	62 - 140
Vinyl chloride	20.0	15.9		ug/Kg		79	56 - 135
Xylenes, Total	60.0	59.0		ug/Kg		98	78 - 124
m-Xylene & p-Xylene	40.0	39.5		ug/Kg		99	77 - 124
o-Xylene	20.0	19.5		ug/Kg		98	77 - 123

Surrogate	*LCS %Recovery*	*LCS Qualifier*	*Limits*
1,2-Dichloroethane-d4 (Surr)	*103*		*71 - 136*
4-Bromofluorobenzene (Surr)	*96*		*79 - 119*
Dibromofluoromethane (Surr)	*105*		*78 - 119*
Toluene-d8 (Surr)	*95*		*85 - 116*

Lab Sample ID: LCSD 410-748773/6
Matrix: Solid
Analysis Batch: 748773

Client Sample ID: Lab Control Sample Dup
Prep Type: Total/NA

Analyte	Spike Added	LCSD Result	LCSD Qualifier	Unit	D	%Rec	%Rec Limits	RPD	RPD Limit
1,2,3-Trichlorobenzene	20.0	18.3		ug/Kg		92	66 - 130	1	30
1,2,3-Trichloropropane	20.0	18.5		ug/Kg		93	73 - 125	0	30
1,2-Dibromoethane	20.0	19.6		ug/Kg		98	78 - 122	1	30
1,2,4-Trimethylbenzene	20.0	18.8		ug/Kg		94	75 - 123	1	30
1,2-Dichloroethane	20.0	18.9		ug/Kg		94	73 - 128	1	30
1,2,4-Trichlorobenzene	20.0	18.6		ug/Kg		93	67 - 129	3	30
1,4-Dichlorobenzene	20.0	19.5		ug/Kg		98	75 - 120	2	30
4-Methyl-2-pentanone (MIBK)	250	196		ug/Kg		79	65 - 135	1	30
1,3-Dichlorobenzene	20.0	19.6		ug/Kg		98	77 - 121	2	30
1,4-Dioxane	500	522		ug/Kg		104	55 - 138	1	30

Method: 8260D - Volatile Organic Compounds (GC/MS) (Continued)

Lab Sample ID: LCSD 410-748773/6
Matrix: Solid
Analysis Batch: 748773

Client Sample ID: Lab Control Sample Dup
Prep Type: Total/NA

Analyte			Spike Added	LCSD Result	LCSD Qualifier	Unit	D	%Rec	%Rec Limits	RPD	RPD Limit
2-Hexanone			250	184		ug/Kg		73	53 - 145	2	30
Acetone			250	238		ug/Kg		95	36 - 164	1	30
Carbon tetrachloride			20.0	20.4		ug/Kg		102	70 - 135	0	30
Benzene			20.0	19.8		ug/Kg		99	77 - 121	1	30
Chlorobenzene			20.0	20.1		ug/Kg		100	79 - 120	0	30
1,1,1-Trichloroethane			20.0	20.6		ug/Kg		103	73 - 130	1	30
Bromomethane			20.0	18.8		ug/Kg		94	53 - 143	1	30
Chloroform			20.0	20.3		ug/Kg		102	78 - 123	0	30
Chloromethane			20.0	13.8		ug/Kg		69	50 - 136	1	30
Chloroethane			20.0	17.1		ug/Kg		85	59 - 139	2	30
cis-1,2-Dichloroethene			20.0	21.2		ug/Kg		106	77 - 123	0	30
cis-1,3-Dichloropropene			20.0	18.1		ug/Kg		91	74 - 126	1	30
Cyclohexane			20.0	17.1		ug/Kg		85	67 - 131	3	30
Carbon disulfide			20.0	17.1		ug/Kg		85	63 - 132	2	30
Dibromochloromethane			20.0	19.1		ug/Kg		95	74 - 126	0	30
Bromoform			20.0	17.9		ug/Kg		90	67 - 132	2	30
Bromodichloromethane			20.0	19.7		ug/Kg		99	75 - 127	2	30
Ethylbenzene			20.0	19.3		ug/Kg		97	76 - 122	0	30
1,1-Dichloroethane			20.0	18.9		ug/Kg		95	76 - 125	0	30
1,1-Dichloroethene			20.0	20.8		ug/Kg		104	70 - 131	1	30
Dichlorodifluoromethane			20.0	16.8		ug/Kg		84	29 - 149	6	30
Methylcyclohexane			20.0	19.3		ug/Kg		97	66 - 133	2	30
1,1,2-Trichloro-1,2,2-trifluoroethane			20.0	19.6		ug/Kg		98	66 - 136	3	30
1,2-Dichloropropane			20.0	18.5		ug/Kg		93	76 - 123	0	30
Methyl tert-butyl ether			20.0	18.3		ug/Kg		92	73 - 125	1	30
2-Butanone (MEK)			250	240		ug/Kg		96	51 - 148	1	30
Methylene Chloride			20.0	19.9		ug/Kg		100	70 - 128	1	30
Bromochloromethane			20.0	22.4		ug/Kg		112	78 - 125	1	30
1,1,2-Trichloroethane			20.0	19.3		ug/Kg		96	78 - 121	1	30
Styrene			20.0	18.2		ug/Kg		91	76 - 124	1	30
Tetrachloroethene			20.0	20.6		ug/Kg		103	73 - 128	2	30
Methyl acetate			20.0	18.5		ug/Kg		93	53 - 144	3	30
Toluene			20.0	19.4		ug/Kg		97	77 - 121	2	30
1,1,2,2-Tetrachloroethane			20.0	17.8		ug/Kg		89	70 - 124	0	30
trans-1,2-Dichloroethene			20.0	20.7		ug/Kg		103	74 - 125	0	30
1,2-Dichlorobenzene			20.0	19.4		ug/Kg		97	78 - 121	1	30
trans-1,3-Dichloropropene			20.0	17.0		ug/Kg		85	71 - 130	2	30
1,2-Dibromo-3-Chloropropane			20.0	15.7		ug/Kg		78	61 - 132	1	30
Trichloroethene			20.0	20.9		ug/Kg		104	77 - 123	2	30
Isopropylbenzene			20.0	19.8		ug/Kg		99	68 - 134	0	30
Trichlorofluoromethane			20.0	14.7		ug/Kg		73	62 - 140	4	30
Vinyl chloride			20.0	16.3		ug/Kg		82	56 - 135	3	30
Xylenes, Total			60.0	58.7		ug/Kg		98	78 - 124	1	30
m-Xylene & p-Xylene			40.0	39.3		ug/Kg		98	77 - 124	1	30
o-Xylene			20.0	19.4		ug/Kg		97	77 - 123	1	30

Method: 8260D - Volatile Organic Compounds (GC/MS) (Continued)

Lab Sample ID: LCSD 410-748773/6
Matrix: Solid
Analysis Batch: 748773

Client Sample ID: Lab Control Sample Dup
Prep Type: Total/NA

Surrogate	LCSD %Recovery	LCSD Qualifier	Limits
1,2-Dichloroethane-d4 (Surr)	*103*		*71 - 136*
4-Bromofluorobenzene (Surr)	*96*		*79 - 119*
Dibromofluoromethane (Surr)	*104*		*78 - 119*
Toluene-d8 (Surr)	*95*		*85 - 116*

Lab Sample ID: MB 410-749339/7
Matrix: Water
Analysis Batch: 749339

Client Sample ID: Method Blank
Prep Type: Total/NA

Analyte	MB Result	MB Qualifier	LOQ	LOD	DL	Unit	D	Analyzed	Dil Fac
1,2,3-Trichlorobenzene	<1.0		5.0	1.0	0.40	ug/L		12/27/25 10:15	1
1,2,3-Trichloropropane	<0.60		5.0	0.60	0.30	ug/L		12/27/25 10:15	1
1,2-Dibromoethane	<0.50		1.0	0.50	0.20	ug/L		12/27/25 10:15	1
1,2,4-Trimethylbenzene	<2.0		5.0	2.0	1.0	ug/L		12/27/25 10:15	1
1,2-Dichloroethane	<0.60		1.0	0.60	0.30	ug/L		12/27/25 10:15	1
1,2,4-Trichlorobenzene	<1.0		5.0	1.0	0.30	ug/L		12/27/25 10:15	1
1,4-Dichlorobenzene	<0.60		5.0	0.60	0.30	ug/L		12/27/25 10:15	1
4-Methyl-2-pentanone (MIBK)	<1.0		10	1.0	0.50	ug/L		12/27/25 10:15	1
1,3-Dichlorobenzene	<1.4		5.0	1.4	0.68	ug/L		12/27/25 10:15	1
1,4-Dioxane	<100		250	100	29	ug/L		12/27/25 10:15	1
2-Hexanone	<1.7	M	10	1.7	0.85	ug/L		12/27/25 10:15	1
Acetone	<2.0		20	2.0	0.70	ug/L		12/27/25 10:15	1
Carbon tetrachloride	<0.60		1.0	0.60	0.30	ug/L		12/27/25 10:15	1
Benzene	<0.60		1.0	0.60	0.30	ug/L		12/27/25 10:15	1
Chlorobenzene	<0.60		1.0	0.60	0.30	ug/L		12/27/25 10:15	1
1,1,1-Trichloroethane	<0.60		1.0	0.60	0.30	ug/L		12/27/25 10:15	1
Bromomethane	<0.60		1.0	0.60	0.30	ug/L		12/27/25 10:15	1
Chloroform	<0.60		1.0	0.60	0.30	ug/L		12/27/25 10:15	1
Chloromethane	<1.1		2.0	1.1	0.55	ug/L		12/27/25 10:15	1
Chloroethane	<0.60		1.0	0.60	0.30	ug/L		12/27/25 10:15	1
cis-1,2-Dichloroethene	<0.60		1.0	0.60	0.30	ug/L		12/27/25 10:15	1
cis-1,3-Dichloropropene	<0.50		1.0	0.50	0.20	ug/L		12/27/25 10:15	1
Cyclohexane	<2.0		5.0	2.0	1.0	ug/L		12/27/25 10:15	1
Carbon disulfide	<0.60		5.0	0.60	0.30	ug/L		12/27/25 10:15	1
Dibromochloromethane	<0.50		1.0	0.50	0.20	ug/L		12/27/25 10:15	1
Bromoform	<2.0		4.0	2.0	1.0	ug/L		12/27/25 10:15	1
Bromodichloromethane	<0.50		1.0	0.50	0.20	ug/L		12/27/25 10:15	1
Ethylbenzene	<0.80		1.0	0.80	0.40	ug/L		12/27/25 10:15	1
1,1-Dichloroethene	<0.60		1.0	0.60	0.30	ug/L		12/27/25 10:15	1
Dichlorodifluoromethane	<0.60		1.0	0.60	0.30	ug/L		12/27/25 10:15	1
Methylcyclohexane	<1.0		5.0	1.0	0.50	ug/L		12/27/25 10:15	1
1,1,2-Trichloro-1,2,2-trifluoroethane	<0.60		10	0.60	0.30	ug/L		12/27/25 10:15	1
1,2-Dichloropropane	<0.60		1.0	0.60	0.30	ug/L		12/27/25 10:15	1
Methyl tert-butyl ether	<0.50		1.0	0.50	0.20	ug/L		12/27/25 10:15	1
2-Butanone (MEK)	<1.0	M	10	1.0	1.0	ug/L		12/27/25 10:15	1
Methylene Chloride	<0.60		1.0	0.60	0.30	ug/L		12/27/25 10:15	1
Bromochloromethane	<0.50		5.0	0.50	0.20	ug/L		12/27/25 10:15	1
1,1,2-Trichloroethane	<0.60		1.0	0.60	0.30	ug/L		12/27/25 10:15	1

Method: 8260D - Volatile Organic Compounds (GC/MS) (Continued)

Lab Sample ID: MB 410-749339/7
Matrix: Water
Analysis Batch: 749339

Client Sample ID: Method Blank
Prep Type: Total/NA

Analyte	MB Result	MB Qualifier	LOQ	LOD	DL	Unit	D	Analyzed	Dil Fac
Styrene	<0.60		5.0	0.60	0.30	ug/L		12/27/25 10:15	1
Tetrachloroethene	<0.60		1.0	0.60	0.30	ug/L		12/27/25 10:15	1
Methyl acetate	<0.60		5.0	0.60	0.30	ug/L		12/27/25 10:15	1
Toluene	<0.60		1.0	0.60	0.30	ug/L		12/27/25 10:15	1
1,1,2,2-Tetrachloroethane	<0.60		1.0	0.60	0.30	ug/L		12/27/25 10:15	1
trans-1,2-Dichloroethene	<1.4		2.0	1.4	0.70	ug/L		12/27/25 10:15	1
1,2-Dichlorobenzene	<0.50		5.0	0.50	0.20	ug/L		12/27/25 10:15	1
trans-1,3-Dichloropropene	<0.50		1.0	0.50	0.20	ug/L		12/27/25 10:15	1
1,2-Dibromo-3-Chloropropane	<1.0		5.0	1.0	0.30	ug/L		12/27/25 10:15	1
Trichloroethene	<0.60		1.0	0.60	0.30	ug/L		12/27/25 10:15	1
Isopropylbenzene	<0.60		5.0	0.60	0.30	ug/L		12/27/25 10:15	1
Trichlorofluoromethane	<0.60		1.0	0.60	0.30	ug/L		12/27/25 10:15	1
Vinyl chloride	<0.60		1.0	0.60	0.30	ug/L		12/27/25 10:15	1
Xylenes, Total	<0.80		1.0	0.80	0.40	ug/L		12/27/25 10:15	1
m-Xylene & p-Xylene	<4.0		5.0	4.0	2.0	ug/L		12/27/25 10:15	1
o-Xylene	<0.80		1.0	0.80	0.40	ug/L		12/27/25 10:15	1

Surrogate	*MB %Recovery*	*MB Qualifier*	*Limits*	*Prepared*	*Analyzed*	*Dil Fac*
1,2-Dichloroethane-d4 (Surr)	*97*		*81 - 118*		*12/27/25 10:15*	*1*
4-Bromofluorobenzene (Surr)	*100*		*85 - 114*		*12/27/25 10:15*	*1*
Dibromofluoromethane (Surr)	*101*		*80 - 119*		*12/27/25 10:15*	*1*
Toluene-d8 (Surr)	*98*		*89 - 112*		*12/27/25 10:15*	*1*

Lab Sample ID: LCS 410-749339/4
Matrix: Water
Analysis Batch: 749339

Client Sample ID: Lab Control Sample
Prep Type: Total/NA

Analyte	Spike Added	LCS Result	LCS Qualifier	Unit	D	%Rec	%Rec Limits
1,2,3-Trichlorobenzene	20.0	19.7		ug/L		99	69 - 129
1,2,3-Trichloropropane	20.0	19.1		ug/L		95	73 - 122
1,2-Dibromoethane	20.0	18.9		ug/L		95	77 - 121
1,2,4-Trimethylbenzene	20.0	20.1		ug/L		100	76 - 124
1,2-Dichloroethane	20.0	18.5		ug/L		93	73 - 128
1,2,4-Trichlorobenzene	20.0	20.5		ug/L		102	69 - 130
1,4-Dichlorobenzene	20.0	20.5		ug/L		102	79 - 118
4-Methyl-2-pentanone (MIBK)	250	232		ug/L		93	67 - 130
1,3-Dichlorobenzene	20.0	20.4		ug/L		102	80 - 119
1,4-Dioxane	500	520		ug/L		104	59 - 139
2-Hexanone	250	229		ug/L		91	57 - 139
Acetone	250	221		ug/L		89	39 - 160
Carbon tetrachloride	20.0	20.4		ug/L		102	72 - 136
Benzene	20.0	19.4		ug/L		97	79 - 120
Chlorobenzene	20.0	19.7		ug/L		99	82 - 118
1,1,1-Trichloroethane	20.0	20.1		ug/L		100	74 - 131
Bromomethane	20.0	17.8		ug/L		89	53 - 141
Chloroform	20.0	19.6		ug/L		98	79 - 124
Chloromethane	20.0	15.6		ug/L		78	50 - 139
Chloroethane	20.0	18.7		ug/L		94	60 - 138

Method: 8260D - Volatile Organic Compounds (GC/MS) (Continued)

Lab Sample ID: LCS 410-749339/4
Matrix: Water
Analysis Batch: 749339

Client Sample ID: Lab Control Sample
Prep Type: Total/NA

Analyte	Spike Added	LCS Result	LCS Qualifier	Unit	D	%Rec	%Rec Limits
cis-1,2-Dichloroethene	20.0	20.3		ug/L		102	78 - 123
cis-1,3-Dichloropropene	20.0	18.3		ug/L		91	75 - 124
Cyclohexane	20.0	19.2		ug/L		96	71 - 130
Carbon disulfide	20.0	18.3		ug/L		91	64 - 133
Dibromochloromethane	20.0	18.8		ug/L		94	74 - 126
Bromoform	20.0	19.5		ug/L		98	66 - 130
Bromodichloromethane	20.0	19.1		ug/L		96	79 - 125
Ethylbenzene	20.0	20.3		ug/L		102	79 - 121
1,1-Dichloroethene	20.0	20.3		ug/L		102	71 - 131
Dichlorodifluoromethane	20.0	14.6		ug/L		73	32 - 152
Methylcyclohexane	20.0	19.3		ug/L		97	72 - 132
1,1,2-Trichloro-1,2,2-trifluoroethane	20.0	19.7		ug/L		98	70 - 136
1,2-Dichloropropane	20.0	19.2		ug/L		96	78 - 122
Methyl tert-butyl ether	20.0	17.8		ug/L		89	71 - 124
2-Butanone (MEK)	250	204		ug/L		82	56 - 143
Methylene Chloride	20.0	20.0		ug/L		100	74 - 124
Bromochloromethane	20.0	20.6		ug/L		103	78 - 123
1,1,2-Trichloroethane	20.0	19.5		ug/L		97	80 - 119
Styrene	20.0	19.8		ug/L		99	78 - 123
Tetrachloroethene	20.0	20.6		ug/L		103	74 - 129
Methyl acetate	20.0	19.0		ug/L		95	56 - 136
Toluene	20.0	19.7		ug/L		99	80 - 121
1,1,2,2-Tetrachloroethane	20.0	19.8		ug/L		99	71 - 121
trans-1,2-Dichloroethene	20.0	20.5		ug/L		103	75 - 124
1,2-Dichlorobenzene	20.0	20.4		ug/L		102	80 - 119
trans-1,3-Dichloropropene	20.0	18.3		ug/L		91	73 - 127
1,2-Dibromo-3-Chloropropane	20.0	17.3		ug/L		87	62 - 128
Trichloroethene	20.0	19.3		ug/L		96	79 - 123
Isopropylbenzene	20.0	21.3		ug/L		106	72 - 131
Trichlorofluoromethane	20.0	15.1		ug/L		75	65 - 141
Vinyl chloride	20.0	17.2		ug/L		86	58 - 137
Xylenes, Total	60.0	61.3		ug/L		102	79 - 121
m-Xylene & p-Xylene	40.0	41.1		ug/L		103	80 - 121
o-Xylene	20.0	20.2		ug/L		101	78 - 122

Surrogate	*LCS %Recovery*	*LCS Qualifier*	*Limits*
1,2-Dichloroethane-d4 (Surr)	*101*		*81 - 118*
4-Bromofluorobenzene (Surr)	*100*		*85 - 114*
Dibromofluoromethane (Surr)	*105*		*80 - 119*
Toluene-d8 (Surr)	*101*		*89 - 112*

Lab Sample ID: LCSD 410-749339/5
Matrix: Water
Analysis Batch: 749339

Client Sample ID: Lab Control Sample Dup
Prep Type: Total/NA

Analyte	Spike Added	LCSD Result	LCSD Qualifier	Unit	D	%Rec	%Rec Limits	RPD	RPD Limit
1,2,3-Trichlorobenzene	20.0	18.5		ug/L		93	69 - 129	6	30
1,2,3-Trichloropropane	20.0	20.1		ug/L		100	73 - 122	5	30

Method: 8260D - Volatile Organic Compounds (GC/MS) (Continued)

Lab Sample ID: LCSD 410-749339/5
Matrix: Water
Analysis Batch: 749339

Client Sample ID: Lab Control Sample Dup
Prep Type: Total/NA

Analyte	Spike Added	LCSD Result	LCSD Qualifier	Unit	D	%Rec	%Rec Limits	RPD	RPD Limit
1,2-Dibromoethane	20.0	19.1		ug/L		95	77 - 121	1	30
1,2,4-Trimethylbenzene	20.0	20.0		ug/L		100	76 - 124	0	30
1,2-Dichloroethane	20.0	19.2		ug/L		96	73 - 128	3	30
1,2,4-Trichlorobenzene	20.0	19.5		ug/L		97	69 - 130	5	30
1,4-Dichlorobenzene	20.0	20.4		ug/L		102	79 - 118	0	30
4-Methyl-2-pentanone (MIBK)	250	242		ug/L		97	67 - 130	4	30
1,3-Dichlorobenzene	20.0	20.5		ug/L		102	80 - 119	0	30
1,4-Dioxane	500	491		ug/L		98	59 - 139	6	30
2-Hexanone	250	235		ug/L		94	57 - 139	3	30
Acetone	250	236		ug/L		94	39 - 160	6	30
Carbon tetrachloride	20.0	19.8		ug/L		99	72 - 136	3	30
Benzene	20.0	19.0		ug/L		95	79 - 120	2	30
Chlorobenzene	20.0	19.9		ug/L		99	82 - 118	1	30
1,1,1-Trichloroethane	20.0	19.9		ug/L		99	74 - 131	1	30
Bromomethane	20.0	17.4		ug/L		87	53 - 141	2	30
Chloroform	20.0	19.1		ug/L		96	79 - 124	3	30
Chloromethane	20.0	15.0		ug/L		75	50 - 139	4	30
Chloroethane	20.0	17.9		ug/L		89	60 - 138	5	30
cis-1,2-Dichloroethene	20.0	19.5		ug/L		97	78 - 123	4	30
cis-1,3-Dichloropropene	20.0	18.0		ug/L		90	75 - 124	2	30
Cyclohexane	20.0	18.4		ug/L		92	71 - 130	4	30
Carbon disulfide	20.0	17.5		ug/L		88	64 - 133	4	30
Dibromochloromethane	20.0	19.0		ug/L		95	74 - 126	1	30
Bromoform	20.0	19.4		ug/L		97	66 - 130	1	30
Bromodichloromethane	20.0	19.4		ug/L		97	79 - 125	1	30
Ethylbenzene	20.0	20.1		ug/L		101	79 - 121	1	30
1,1-Dichloroethene	20.0	19.3		ug/L		97	71 - 131	5	30
Dichlorodifluoromethane	20.0	14.2		ug/L		71	32 - 152	3	30
Methylcyclohexane	20.0	18.8		ug/L		94	72 - 132	3	30
1,1,2-Trichloro-1,2,2-trifluoroethane	20.0	19.1		ug/L		95	70 - 136	3	30
1,2-Dichloropropane	20.0	19.0		ug/L		95	78 - 122	1	30
Methyl tert-butyl ether	20.0	17.6		ug/L		88	71 - 124	1	30
2-Butanone (MEK)	250	209		ug/L		84	56 - 143	3	30
Methylene Chloride	20.0	19.7		ug/L		98	74 - 124	1	30
Bromochloromethane	20.0	19.7		ug/L		98	78 - 123	4	30
1,1,2-Trichloroethane	20.0	19.7		ug/L		99	80 - 119	1	30
Styrene	20.0	19.5		ug/L		98	78 - 123	2	30
Tetrachloroethene	20.0	20.1		ug/L		101	74 - 129	2	30
Methyl acetate	20.0	19.1		ug/L		96	56 - 136	1	30
Toluene	20.0	19.7		ug/L		98	80 - 121	0	30
1,1,2,2-Tetrachloroethane	20.0	20.6		ug/L		103	71 - 121	4	30
trans-1,2-Dichloroethene	20.0	20.0		ug/L		100	75 - 124	3	30
1,2-Dichlorobenzene	20.0	20.3		ug/L		102	80 - 119	0	30
trans-1,3-Dichloropropene	20.0	18.4		ug/L		92	73 - 127	1	30
1,2-Dibromo-3-Chloropropane	20.0	17.9		ug/L		90	62 - 128	4	30
Trichloroethene	20.0	18.9		ug/L		95	79 - 123	2	30
Isopropylbenzene	20.0	21.0		ug/L		105	72 - 131	1	30
Trichlorofluoromethane	20.0	14.4		ug/L		72	65 - 141	5	30

Method: 8260D - Volatile Organic Compounds (GC/MS) (Continued)

Lab Sample ID: LCSD 410-749339/5
Matrix: Water
Analysis Batch: 749339

Client Sample ID: Lab Control Sample Dup
Prep Type: Total/NA

Analyte			Spike Added	LCSD Result	LCSD Qualifier	Unit	D	%Rec	%Rec Limits	RPD	RPD Limit
Vinyl chloride			20.0	16.5		ug/L		82	58 - 137	4	30
Xylenes, Total			60.0	60.7		ug/L		101	79 - 121	1	30
m-Xylene & p-Xylene			40.0	40.5		ug/L		101	80 - 121	1	30
o-Xylene			20.0	20.2		ug/L		101	78 - 122	0	30

Surrogate	*LCSD %Recovery*	*LCSD Qualifier*	*Limits*
1,2-Dichloroethane-d4 (Surr)	*105*		*81 - 118*
4-Bromofluorobenzene (Surr)	*99*		*85 - 114*
Dibromofluoromethane (Surr)	*104*		*80 - 119*
Toluene-d8 (Surr)	*101*		*89 - 112*

Lab Sample ID: MB 410-749509/6
Matrix: Solid
Analysis Batch: 749509

Client Sample ID: Method Blank
Prep Type: Total/NA

Analyte	MB Result	MB Qualifier	LOQ	LOD	DL	Unit	D	Analyzed	Dil Fac
1,2,3-Trichlorobenzene	<400		500	400	250	ug/Kg		12/28/25 21:58	50
1,2,3-Trichloropropane	<100		250	100	30	ug/Kg		12/28/25 21:58	50
1,2-Dibromoethane	<50		250	50	30	ug/Kg		12/28/25 21:58	50
1,2,4-Trimethylbenzene	<100		250	100	25	ug/Kg		12/28/25 21:58	50
1,2-Dichloroethane	<100		250	100	30	ug/Kg		12/28/25 21:58	50
1,2,4-Trichlorobenzene	<400		500	400	250	ug/Kg		12/28/25 21:58	50
1,4-Dichlorobenzene	<50		250	50	25	ug/Kg		12/28/25 21:58	50
4-Methyl-2-pentanone (MIBK)	<200		500	200	75	ug/Kg		12/28/25 21:58	50
1,3-Dichlorobenzene	<100		250	100	25	ug/Kg		12/28/25 21:58	50
1,4-Dioxane	<5500		13000	5500	2800	ug/Kg		12/28/25 21:58	50
2-Hexanone	<200		500	200	75	ug/Kg		12/28/25 21:58	50
Acetone	<800		1000	800	300	ug/Kg		12/28/25 21:58	50
Carbon tetrachloride	<200		250	200	100	ug/Kg		12/28/25 21:58	50
Benzene	<100		250	100	25	ug/Kg		12/28/25 21:58	50
Chlorobenzene	<100		250	100	25	ug/Kg		12/28/25 21:58	50
1,1,1-Trichloroethane	<100		250	100	35	ug/Kg		12/28/25 21:58	50
Bromomethane	<160		250	160	80	ug/Kg		12/28/25 21:58	50
Chloroform	<100		250	100	30	ug/Kg		12/28/25 21:58	50
Chloromethane	<100		250	100	45	ug/Kg		12/28/25 21:58	50
Chloroethane	<200		250	200	75	ug/Kg		12/28/25 21:58	50
cis-1,2-Dichloroethene	<100		250	100	30	ug/Kg		12/28/25 21:58	50
cis-1,3-Dichloropropene	<50		250	50	30	ug/Kg		12/28/25 21:58	50
Cyclohexane	<100		250	100	25	ug/Kg		12/28/25 21:58	50
Carbon disulfide	<100		250	100	30	ug/Kg		12/28/25 21:58	50
Dibromochloromethane	<200		250	200	100	ug/Kg		12/28/25 21:58	50
Bromoform	<400	M	500	400	250	ug/Kg		12/28/25 21:58	50
Bromodichloromethane	<50		250	50	35	ug/Kg		12/28/25 21:58	50
Ethylbenzene	<50		250	50	20	ug/Kg		12/28/25 21:58	50
1,1-Dichloroethane	<100		250	100	25	ug/Kg		12/28/25 21:58	50
1,1-Dichloroethene	<100		250	100	30	ug/Kg		12/28/25 21:58	50
Dichlorodifluoromethane	<100		250	100	45	ug/Kg		12/28/25 21:58	50
Methylcyclohexane	<100		250	100	30	ug/Kg		12/28/25 21:58	50

Method: 8260D - Volatile Organic Compounds (GC/MS) (Continued)

Lab Sample ID: MB 410-749509/6
Matrix: Solid
Analysis Batch: 749509

Client Sample ID: Method Blank
Prep Type: Total/NA

Analyte	MB Result	MB Qualifier	LOQ	LOD	DL	Unit	D	Analyzed	Dil Fac
1,1,2-Trichloro-1,2,2-trifluoroethane	<100		500	100	35	ug/Kg		12/28/25 21:58	50
1,2-Dichloropropane	<100		250	100	25	ug/Kg		12/28/25 21:58	50
Methyl tert-butyl ether	<100		250	100	30	ug/Kg		12/28/25 21:58	50
2-Butanone (MEK)	<200		500	200	100	ug/Kg		12/28/25 21:58	50
Methylene Chloride	<200		250	200	100	ug/Kg		12/28/25 21:58	50
Bromochloromethane	<100		250	100	35	ug/Kg		12/28/25 21:58	50
1,1,2-Trichloroethane	<100		250	100	25	ug/Kg		12/28/25 21:58	50
Styrene	<50		250	50	30	ug/Kg		12/28/25 21:58	50
Tetrachloroethene	<100		250	100	30	ug/Kg		12/28/25 21:58	50
Methyl acetate	<200		250	200	50	ug/Kg		12/28/25 21:58	50
Toluene	<100		250	100	30	ug/Kg		12/28/25 21:58	50
1,1,2,2-Tetrachloroethane	<50		250	50	30	ug/Kg		12/28/25 21:58	50
trans-1,2-Dichloroethene	<100		250	100	30	ug/Kg		12/28/25 21:58	50
1,2-Dichlorobenzene	<100		250	100	30	ug/Kg		12/28/25 21:58	50
trans-1,3-Dichloropropene	<50		250	50	30	ug/Kg		12/28/25 21:58	50
1,2-Dibromo-3-Chloropropane	<100		250	100	50	ug/Kg		12/28/25 21:58	50
Trichloroethene	<100		250	100	30	ug/Kg		12/28/25 21:58	50
Isopropylbenzene	<50		250	50	30	ug/Kg		12/28/25 21:58	50
Trichlorofluoromethane	<100		250	100	40	ug/Kg		12/28/25 21:58	50
Vinyl chloride	<100		250	100	40	ug/Kg		12/28/25 21:58	50
Xylenes, Total	<140		500	140	70	ug/Kg		12/28/25 21:58	50
m-Xylene & p-Xylene	<100		250	100	50	ug/Kg		12/28/25 21:58	50
o-Xylene	<50		250	50	30	ug/Kg		12/28/25 21:58	50

Surrogate	*MB %Recovery*	*MB Qualifier*	*Limits*	*Prepared*	*Analyzed*	*Dil Fac*
1,2-Dichloroethane-d4 (Surr)	*87*		*71 - 136*		*12/28/25 21:58*	*50*
4-Bromofluorobenzene (Surr)	*88*		*79 - 119*		*12/28/25 21:58*	*50*
Dibromofluoromethane (Surr)	*84*		*78 - 119*		*12/28/25 21:58*	*50*
Toluene-d8 (Surr)	*86*		*85 - 116*		*12/28/25 21:58*	*50*

Lab Sample ID: LCS 410-749509/5
Matrix: Solid
Analysis Batch: 749509

Client Sample ID: Lab Control Sample
Prep Type: Total/NA

Analyte	Spike Added	LCS Result	LCS Qualifier	Unit	D	%Rec	%Rec Limits
1,2,3-Trichlorobenzene	1000	1030	D cn	ug/Kg		103	66 - 130
1,2,3-Trichloropropane	1000	907	D cn	ug/Kg		91	73 - 125
1,2-Dibromoethane	1000	1000	D cn	ug/Kg		100	78 - 122
1,2,4-Trimethylbenzene	1000	997	D cn	ug/Kg		100	75 - 123
1,2-Dichloroethane	1000	923	D cn	ug/Kg		92	73 - 128
1,2,4-Trichlorobenzene	1000	1100	D cn	ug/Kg		110	67 - 129
1,4-Dichlorobenzene	1000	1030	D cn	ug/Kg		103	75 - 120
4-Methyl-2-pentanone (MIBK)	12500	10400	D cn	ug/Kg		83	65 - 135
1,3-Dichlorobenzene	1000	1050	D cn	ug/Kg		105	77 - 121
1,4-Dioxane	25000	31300	D M cn	ug/Kg		125	55 - 138
2-Hexanone	12500	9700	D cn	ug/Kg		78	53 - 145
Acetone	12500	8840	D cn	ug/Kg		71	36 - 164
Carbon tetrachloride	1000	822	D cn	ug/Kg		82	70 - 135

Method: 8260D - Volatile Organic Compounds (GC/MS) (Continued)

Lab Sample ID: LCS 410-749509/5
Matrix: Solid
Analysis Batch: 749509

Client Sample ID: Lab Control Sample
Prep Type: Total/NA

Analyte	Spike Added	LCS Result	LCS Qualifier	Unit	D	%Rec	%Rec Limits
Benzene	1000	1010	D cn	ug/Kg		101	77 - 121
Chlorobenzene	1000	1030	D cn	ug/Kg		103	79 - 120
1,1,1-Trichloroethane	1000	988	D cn	ug/Kg		99	73 - 130
Bromomethane	1000	798	D cn	ug/Kg		80	53 - 143
Chloroform	1000	992	D cn	ug/Kg		99	78 - 123
Chloromethane	1000	637	D cn	ug/Kg		64	50 - 136
Chloroethane	1000	926	D cn	ug/Kg		93	59 - 139
cis-1,2-Dichloroethene	1000	1060	D cn	ug/Kg		106	77 - 123
cis-1,3-Dichloropropene	1000	932	D cn	ug/Kg		93	74 - 126
Cyclohexane	1000	946	D cn	ug/Kg		95	67 - 131
Carbon disulfide	1000	952	D cn	ug/Kg		95	63 - 132
Dibromochloromethane	1000	834	D cn	ug/Kg		83	74 - 126
Bromoform	1000	749	D cn	ug/Kg		75	67 - 132
Bromodichloromethane	1000	887	D cn	ug/Kg		89	75 - 127
Ethylbenzene	1000	1030	D cn	ug/Kg		103	76 - 122
1,1-Dichloroethane	1000	999	D cn	ug/Kg		100	76 - 125
1,1-Dichloroethene	1000	1090	D cn	ug/Kg		109	70 - 131
Dichlorodifluoromethane	1000	594	D cn	ug/Kg		59	29 - 149
Methylcyclohexane	1000	992	D cn	ug/Kg		99	66 - 133
1,1,2-Trichloro-1,2,2-trifluoroethane	1000	1010	D cn	ug/Kg		101	66 - 136
1,2-Dichloropropane	1000	970	D cn	ug/Kg		97	76 - 123
Methyl tert-butyl ether	1000	919	D cn	ug/Kg		92	73 - 125
2-Butanone (MEK)	12500	9360	D cn	ug/Kg		75	51 - 148
Methylene Chloride	1000	1010	D cn	ug/Kg		101	70 - 128
Bromochloromethane	1000	1060	D cn	ug/Kg		106	78 - 125
1,1,2-Trichloroethane	1000	1020	D cn	ug/Kg		102	78 - 121
Styrene	1000	1030	D cn	ug/Kg		103	76 - 124
Tetrachloroethene	1000	1120	D cn	ug/Kg		112	73 - 128
Methyl acetate	1000	928	D cn	ug/Kg		93	53 - 144
Toluene	1000	1040	D cn	ug/Kg		104	77 - 121
1,1,2,2-Tetrachloroethane	1000	942	D cn	ug/Kg		94	70 - 124
trans-1,2-Dichloroethene	1000	1050	D cn	ug/Kg		105	74 - 125
1,2-Dichlorobenzene	1000	1030	D cn	ug/Kg		103	78 - 121
trans-1,3-Dichloropropene	1000	934	D cn	ug/Kg		93	71 - 130
1,2-Dibromo-3-Chloropropane	1000	802	D cn	ug/Kg		80	61 - 132
Trichloroethene	1000	1040	D cn	ug/Kg		104	77 - 123
Isopropylbenzene	1000	1070	D cn	ug/Kg		107	68 - 134
Trichlorofluoromethane	1000	656	D M cn	ug/Kg		66	62 - 140
Vinyl chloride	1000	696	D cn	ug/Kg		70	56 - 135
Xylenes, Total	3000	3130	D cn	ug/Kg		104	78 - 124
m-Xylene & p-Xylene	2000	2090	D cn	ug/Kg		105	77 - 124
o-Xylene	1000	1040	D cn	ug/Kg		104	77 - 123

Surrogate	*LCS %Recovery*	*LCS Qualifier*	*Limits*
1,2-Dichloroethane-d4 (Surr)	*82*	*cn*	*71 - 136*
4-Bromofluorobenzene (Surr)	*85*	*cn*	*79 - 119*
Dibromofluoromethane (Surr)	*81*	*cn*	*78 - 119*

Method: 8260D - Volatile Organic Compounds (GC/MS) (Continued)

Lab Sample ID: LCS 410-749509/5
Matrix: Solid
Analysis Batch: 749509

Client Sample ID: Lab Control Sample
Prep Type: Total/NA

Surrogate	LCS %Recovery	LCS Qualifier	Limits
Toluene-d8 (Surr)	82	S1- cn	85 - 116

Lab Sample ID: LCSD 410-749509/7
Matrix: Solid
Analysis Batch: 749509

Client Sample ID: Lab Control Sample Dup
Prep Type: Total/NA

Analyte			Spike Added	LCSD Result	LCSD Qualifier	Unit	D	%Rec	%Rec Limits	RPD	RPD Limit
1,2,3-Trichlorobenzene			1000	1040	D cn	ug/Kg		104	66 - 130	1	30
1,2,3-Trichloropropane			1000	930	D cn	ug/Kg		93	73 - 125	2	30
1,2-Dibromoethane			1000	1000	D cn	ug/Kg		100	78 - 122	0	30
1,2,4-Trimethylbenzene			1000	1010	D cn	ug/Kg		101	75 - 123	1	30
1,2-Dichloroethane			1000	925	D cn	ug/Kg		92	73 - 128	0	30
1,2,4-Trichlorobenzene			1000	1100	D cn	ug/Kg		110	67 - 129	0	30
1,4-Dichlorobenzene			1000	1030	D cn	ug/Kg		103	75 - 120	0	30
4-Methyl-2-pentanone (MIBK)			12500	10400	D cn	ug/Kg		83	65 - 135	0	30
1,3-Dichlorobenzene			1000	1030	D cn	ug/Kg		103	77 - 121	1	30
1,4-Dioxane			25000	30100	D M cn	ug/Kg		121	55 - 138	4	30
2-Hexanone			12500	9650	D cn	ug/Kg		77	53 - 145	0	30
Acetone			12500	10100	D cn	ug/Kg		81	36 - 164	13	30
Carbon tetrachloride			1000	843	D cn	ug/Kg		84	70 - 135	3	30
Benzene			1000	1020	D cn	ug/Kg		102	77 - 121	0	30
Chlorobenzene			1000	1040	D cn	ug/Kg		104	79 - 120	1	30
1,1,1-Trichloroethane			1000	996	D cn	ug/Kg		100	73 - 130	1	30
Bromomethane			1000	750	D cn	ug/Kg		75	53 - 143	6	30
Chloroform			1000	1000	D cn	ug/Kg		100	78 - 123	1	30
Chloromethane			1000	627	D cn	ug/Kg		63	50 - 136	2	30
Chloroethane			1000	875	D cn	ug/Kg		87	59 - 139	6	30
cis-1,2-Dichloroethene			1000	1050	D cn	ug/Kg		105	77 - 123	1	30
cis-1,3-Dichloropropene			1000	919	D cn	ug/Kg		92	74 - 126	1	30
Cyclohexane			1000	954	D cn	ug/Kg		95	67 - 131	1	30
Carbon disulfide			1000	949	D cn	ug/Kg		95	63 - 132	0	30
Dibromochloromethane			1000	849	D cn	ug/Kg		85	74 - 126	2	30
Bromoform			1000	749	D cn	ug/Kg		75	67 - 132	0	30
Bromodichloromethane			1000	887	D cn	ug/Kg		89	75 - 127	0	30
Ethylbenzene			1000	1030	D cn	ug/Kg		103	76 - 122	0	30
1,1-Dichloroethane			1000	1010	D cn	ug/Kg		101	76 - 125	1	30
1,1-Dichloroethene			1000	1110	D cn	ug/Kg		111	70 - 131	1	30
Dichlorodifluoromethane			1000	594	D cn	ug/Kg		59	29 - 149	0	30
Methylcyclohexane			1000	990	D cn	ug/Kg		99	66 - 133	0	30
1,1,2-Trichloro-1,2,2-trifluoroethane			1000	1010	D cn	ug/Kg		101	66 - 136	1	30
1,2-Dichloropropane			1000	978	D cn	ug/Kg		98	76 - 123	1	30
Methyl tert-butyl ether			1000	932	D cn	ug/Kg		93	73 - 125	1	30
2-Butanone (MEK)			12500	9240	D cn	ug/Kg		74	51 - 148	1	30
Methylene Chloride			1000	1050	D cn	ug/Kg		105	70 - 128	3	30
Bromochloromethane			1000	1050	D cn	ug/Kg		105	78 - 125	1	30
1,1,2-Trichloroethane			1000	1020	D cn	ug/Kg		102	78 - 121	1	30
Styrene			1000	1030	D cn	ug/Kg		103	76 - 124	1	30
Tetrachloroethene			1000	1130	D cn	ug/Kg		113	73 - 128	1	30

Method: 8260D - Volatile Organic Compounds (GC/MS) (Continued)

Lab Sample ID: LCSD 410-749509/7
Matrix: Solid
Analysis Batch: 749509

Client Sample ID: Lab Control Sample Dup
Prep Type: Total/NA

Analyte			Spike Added	LCSD Result	LCSD Qualifier	Unit	D	%Rec	%Rec Limits	RPD	RPD Limit
Methyl acetate			1000	839	D cn	ug/Kg		84	53 - 144	10	30
Toluene			1000	1040	D cn	ug/Kg		104	77 - 121	0	30
1,1,2,2-Tetrachloroethane			1000	946	D cn	ug/Kg		95	70 - 124	0	30
trans-1,2-Dichloroethene			1000	1050	D cn	ug/Kg		105	74 - 125	1	30
1,2-Dichlorobenzene			1000	1040	D cn	ug/Kg		104	78 - 121	1	30
trans-1,3-Dichloropropene			1000	951	D cn	ug/Kg		95	71 - 130	2	30
1,2-Dibromo-3-Chloropropane			1000	808	D cn	ug/Kg		81	61 - 132	1	30
Trichloroethene			1000	1030	D cn	ug/Kg		103	77 - 123	1	30
Isopropylbenzene			1000	1060	D cn	ug/Kg		106	68 - 134	0	30
Trichlorofluoromethane			1000	656	D M cn	ug/Kg		66	62 - 140	0	30
Vinyl chloride			1000	690	D cn	ug/Kg		69	56 - 135	1	30
Xylenes, Total			3000	3150	D cn	ug/Kg		105	78 - 124	1	30
m-Xylene & p-Xylene			2000	2110	D cn	ug/Kg		106	77 - 124	1	30
o-Xylene			1000	1040	D cn	ug/Kg		104	77 - 123	0	30

Surrogate	*LCSD %Recovery*	*LCSD Qualifier*	*Limits*
1,2-Dichloroethane-d4 (Surr)	*84*	*cn*	*71 - 136*
4-Bromofluorobenzene (Surr)	*85*	*cn*	*79 - 119*
Dibromofluoromethane (Surr)	*81*	*cn*	*78 - 119*
Toluene-d8 (Surr)	*82*	*S1- cn*	*85 - 116*

Lab Sample ID: MB 410-749569/7
Matrix: Water
Analysis Batch: 749569

Client Sample ID: Method Blank
Prep Type: Total/NA

Analyte	MB Result	MB Qualifier	LOQ	LOD	DL	Unit	D	Analyzed	Dil Fac
1,2,3-Trichlorobenzene	<1.0		5.0	1.0	0.40	ug/L		12/29/25 10:12	1
1,2,3-Trichloropropane	<0.60		5.0	0.60	0.30	ug/L		12/29/25 10:12	1
1,2-Dibromoethane	<0.50		1.0	0.50	0.20	ug/L		12/29/25 10:12	1
1,2,4-Trimethylbenzene	<2.0		5.0	2.0	1.0	ug/L		12/29/25 10:12	1
1,2-Dichloroethane	<0.60		1.0	0.60	0.30	ug/L		12/29/25 10:12	1
1,2,4-Trichlorobenzene	<1.0		5.0	1.0	0.30	ug/L		12/29/25 10:12	1
1,4-Dichlorobenzene	<0.60		5.0	0.60	0.30	ug/L		12/29/25 10:12	1
4-Methyl-2-pentanone (MIBK)	<1.0		10	1.0	0.50	ug/L		12/29/25 10:12	1
1,3-Dichlorobenzene	<1.4		5.0	1.4	0.68	ug/L		12/29/25 10:12	1
1,4-Dioxane	<100		250	100	29	ug/L		12/29/25 10:12	1
2-Hexanone	<1.7		10	1.7	0.85	ug/L		12/29/25 10:12	1
Acetone	<2.0		20	2.0	0.70	ug/L		12/29/25 10:12	1
Carbon tetrachloride	<0.60		1.0	0.60	0.30	ug/L		12/29/25 10:12	1
Benzene	<0.60		1.0	0.60	0.30	ug/L		12/29/25 10:12	1
Chlorobenzene	<0.60		1.0	0.60	0.30	ug/L		12/29/25 10:12	1
1,1,1-Trichloroethane	<0.60		1.0	0.60	0.30	ug/L		12/29/25 10:12	1
Bromomethane	<0.60		1.0	0.60	0.30	ug/L		12/29/25 10:12	1
Chloroform	<0.60		1.0	0.60	0.30	ug/L		12/29/25 10:12	1
Chloromethane	<1.1		2.0	1.1	0.55	ug/L		12/29/25 10:12	1
Chloroethane	<0.60		1.0	0.60	0.30	ug/L		12/29/25 10:12	1
cis-1,2-Dichloroethene	<0.60		1.0	0.60	0.30	ug/L		12/29/25 10:12	1
cis-1,3-Dichloropropene	<0.50		1.0	0.50	0.20	ug/L		12/29/25 10:12	1

Method: 8260D - Volatile Organic Compounds (GC/MS) (Continued)

Lab Sample ID: MB 410-749569/7
Matrix: Water
Analysis Batch: 749569

Client Sample ID: Method Blank
Prep Type: Total/NA

Analyte	MB Result	MB Qualifier	LOQ	LOD	DL	Unit	D	Analyzed	Dil Fac
Cyclohexane	<2.0		5.0	2.0	1.0	ug/L		12/29/25 10:12	1
Carbon disulfide	<0.60		5.0	0.60	0.30	ug/L		12/29/25 10:12	1
Dibromochloromethane	<0.50		1.0	0.50	0.20	ug/L		12/29/25 10:12	1
Bromoform	<2.0		4.0	2.0	1.0	ug/L		12/29/25 10:12	1
Bromodichloromethane	<0.50		1.0	0.50	0.20	ug/L		12/29/25 10:12	1
Ethylbenzene	<0.80		1.0	0.80	0.40	ug/L		12/29/25 10:12	1
1,1-Dichloroethene	<0.60		1.0	0.60	0.30	ug/L		12/29/25 10:12	1
Dichlorodifluoromethane	<0.60		1.0	0.60	0.30	ug/L		12/29/25 10:12	1
Methylcyclohexane	<1.0		5.0	1.0	0.50	ug/L		12/29/25 10:12	1
1,1,2-Trichloro-1,2,2-trifluoroethane	<0.60		10	0.60	0.30	ug/L		12/29/25 10:12	1
1,2-Dichloropropane	<0.60		1.0	0.60	0.30	ug/L		12/29/25 10:12	1
Methyl tert-butyl ether	<0.50		1.0	0.50	0.20	ug/L		12/29/25 10:12	1
2-Butanone (MEK)	<1.0		10	1.0	1.0	ug/L		12/29/25 10:12	1
Methylene Chloride	<0.60		1.0	0.60	0.30	ug/L		12/29/25 10:12	1
Bromochloromethane	<0.50		5.0	0.50	0.20	ug/L		12/29/25 10:12	1
1,1,2-Trichloroethane	<0.60		1.0	0.60	0.30	ug/L		12/29/25 10:12	1
Styrene	<0.60		5.0	0.60	0.30	ug/L		12/29/25 10:12	1
Tetrachloroethene	<0.60		1.0	0.60	0.30	ug/L		12/29/25 10:12	1
Methyl acetate	<0.60		5.0	0.60	0.30	ug/L		12/29/25 10:12	1
Toluene	<0.60		1.0	0.60	0.30	ug/L		12/29/25 10:12	1
1,1,2,2-Tetrachloroethane	<0.60		1.0	0.60	0.30	ug/L		12/29/25 10:12	1
trans-1,2-Dichloroethene	<1.4		2.0	1.4	0.70	ug/L		12/29/25 10:12	1
1,2-Dichlorobenzene	<0.50		5.0	0.50	0.20	ug/L		12/29/25 10:12	1
trans-1,3-Dichloropropene	<0.50		1.0	0.50	0.20	ug/L		12/29/25 10:12	1
1,2-Dibromo-3-Chloropropane	<1.0		5.0	1.0	0.30	ug/L		12/29/25 10:12	1
Trichloroethene	<0.60		1.0	0.60	0.30	ug/L		12/29/25 10:12	1
Isopropylbenzene	<0.60		5.0	0.60	0.30	ug/L		12/29/25 10:12	1
Trichlorofluoromethane	<0.60		1.0	0.60	0.30	ug/L		12/29/25 10:12	1
Vinyl chloride	<0.60		1.0	0.60	0.30	ug/L		12/29/25 10:12	1
Xylenes, Total	<0.80		1.0	0.80	0.40	ug/L		12/29/25 10:12	1
m-Xylene & p-Xylene	<4.0		5.0	4.0	2.0	ug/L		12/29/25 10:12	1
o-Xylene	<0.80		1.0	0.80	0.40	ug/L		12/29/25 10:12	1

Surrogate	*MB %Recovery*	*MB Qualifier*	*Limits*	*Prepared*	*Analyzed*	*Dil Fac*
1,2-Dichloroethane-d4 (Surr)	*102*		*81 - 118*		*12/29/25 10:12*	*1*
4-Bromofluorobenzene (Surr)	*104*		*85 - 114*		*12/29/25 10:12*	*1*
Dibromofluoromethane (Surr)	*108*		*80 - 119*		*12/29/25 10:12*	*1*
Toluene-d8 (Surr)	*99*		*89 - 112*		*12/29/25 10:12*	*1*

Lab Sample ID: LCS 410-749569/4
Matrix: Water
Analysis Batch: 749569

Client Sample ID: Lab Control Sample
Prep Type: Total/NA

Analyte	Spike Added	LCS Result	LCS Qualifier	Unit	D	%Rec	%Rec Limits
1,2,3-Trichlorobenzene	20.0	19.1		ug/L		96	69 - 129
1,2,3-Trichloropropane	20.0	20.0		ug/L		100	73 - 122
1,2-Dibromoethane	20.0	19.8		ug/L		99	77 - 121
1,2,4-Trimethylbenzene	20.0	18.0	M	ug/L		90	76 - 124

Method: 8260D - Volatile Organic Compounds (GC/MS) (Continued)

Lab Sample ID: LCS 410-749569/4
Matrix: Water
Analysis Batch: 749569

Client Sample ID: Lab Control Sample
Prep Type: Total/NA

Analyte	Spike Added	LCS Result	LCS Qualifier	Unit	D	%Rec	%Rec Limits
1,2-Dichloroethane	20.0	20.4		ug/L		102	73 - 128
1,2,4-Trichlorobenzene	20.0	18.4		ug/L		92	69 - 130
1,4-Dichlorobenzene	20.0	19.5		ug/L		97	79 - 118
4-Methyl-2-pentanone (MIBK)	250	268		ug/L		107	67 - 130
1,3-Dichlorobenzene	20.0	19.8		ug/L		99	80 - 119
1,4-Dioxane	500	532		ug/L		106	59 - 139
2-Hexanone	250	281		ug/L		112	57 - 139
Acetone	250	266		ug/L		106	39 - 160
Carbon tetrachloride	20.0	21.2		ug/L		106	72 - 136
Benzene	20.0	19.7		ug/L		98	79 - 120
Chlorobenzene	20.0	19.8		ug/L		99	82 - 118
1,1,1-Trichloroethane	20.0	20.3		ug/L		102	74 - 131
Bromomethane	20.0	18.8		ug/L		94	53 - 141
Chloroform	20.0	20.4		ug/L		102	79 - 124
Chloromethane	20.0	18.0		ug/L		90	50 - 139
Chloroethane	20.0	19.0		ug/L		95	60 - 138
cis-1,2-Dichloroethene	20.0	21.2		ug/L		106	78 - 123
cis-1,3-Dichloropropene	20.0	18.3		ug/L		91	75 - 124
Cyclohexane	20.0	16.8		ug/L		84	71 - 130
Carbon disulfide	20.0	22.4		ug/L		112	64 - 133
Dibromochloromethane	20.0	20.3		ug/L		101	74 - 126
Bromoform	20.0	21.8		ug/L		109	66 - 130
Bromodichloromethane	20.0	20.2		ug/L		101	79 - 125
Ethylbenzene	20.0	19.4		ug/L		97	79 - 121
1,1-Dichloroethene	20.0	20.8		ug/L		104	71 - 131
Dichlorodifluoromethane	20.0	14.8		ug/L		74	32 - 152
Methylcyclohexane	20.0	16.5		ug/L		82	72 - 132
1,1,2-Trichloro-1,2,2-trifluoroethane	20.0	17.4		ug/L		87	70 - 136
1,2-Dichloropropane	20.0	19.7		ug/L		99	78 - 122
Methyl tert-butyl ether	20.0	17.6		ug/L		88	71 - 124
2-Butanone (MEK)	250	243		ug/L		97	56 - 143
Methylene Chloride	20.0	20.8		ug/L		104	74 - 124
Bromochloromethane	20.0	21.2		ug/L		106	78 - 123
1,1,2-Trichloroethane	20.0	19.8		ug/L		99	80 - 119
Styrene	20.0	18.9		ug/L		95	78 - 123
Tetrachloroethene	20.0	19.8		ug/L		99	74 - 129
Methyl acetate	20.0	24.8		ug/L		124	56 - 136
Toluene	20.0	19.2		ug/L		96	80 - 121
1,1,2,2-Tetrachloroethane	20.0	19.2		ug/L		96	71 - 121
trans-1,2-Dichloroethene	20.0	20.9		ug/L		104	75 - 124
1,2-Dichlorobenzene	20.0	18.9		ug/L		94	80 - 119
trans-1,3-Dichloropropene	20.0	19.7		ug/L		99	73 - 127
1,2-Dibromo-3-Chloropropane	20.0	19.6		ug/L		98	62 - 128
Trichloroethene	20.0	19.8		ug/L		99	79 - 123
Isopropylbenzene	20.0	19.2		ug/L		96	72 - 131
Trichlorofluoromethane	20.0	13.8		ug/L		69	65 - 141
Vinyl chloride	20.0	17.9		ug/L		90	58 - 137
Xylenes, Total	60.0	56.8		ug/L		95	79 - 121

Method: 8260D - Volatile Organic Compounds (GC/MS) (Continued)

Lab Sample ID: LCS 410-749569/4
Matrix: Water
Analysis Batch: 749569

Client Sample ID: Lab Control Sample
Prep Type: Total/NA

Analyte			Spike Added	LCS Result	LCS Qualifier	Unit	D	%Rec	%Rec Limits		
m-Xylene & p-Xylene			40.0	38.2		ug/L		95	80 - 121		
o-Xylene			20.0	18.6		ug/L		93	78 - 122		

Surrogate	*LCS %Recovery*	*LCS Qualifier*	*Limits*
1,2-Dichloroethane-d4 (Surr)	*100*		*81 - 118*
4-Bromofluorobenzene (Surr)	*104*		*85 - 114*
Dibromofluoromethane (Surr)	*104*		*80 - 119*
Toluene-d8 (Surr)	*101*		*89 - 112*

Lab Sample ID: LCSD 410-749569/5
Matrix: Water
Analysis Batch: 749569

Client Sample ID: Lab Control Sample Dup
Prep Type: Total/NA

Analyte			Spike Added	LCSD Result	LCSD Qualifier	Unit	D	%Rec	%Rec Limits	RPD	RPD Limit
1,2,3-Trichlorobenzene			20.0	17.3		ug/L		86	69 - 129	10	30
1,2,3-Trichloropropane			20.0	19.4		ug/L		97	73 - 122	3	30
1,2-Dibromoethane			20.0	19.6		ug/L		98	77 - 121	1	30
1,2,4-Trimethylbenzene			20.0	17.6		ug/L		88	76 - 124	3	30
1,2-Dichloroethane			20.0	20.1		ug/L		101	73 - 128	1	30
1,2,4-Trichlorobenzene			20.0	17.5		ug/L		87	69 - 130	5	30
1,4-Dichlorobenzene			20.0	19.3		ug/L		96	79 - 118	1	30
4-Methyl-2-pentanone (MIBK)			250	264		ug/L		105	67 - 130	1	30
1,3-Dichlorobenzene			20.0	19.3		ug/L		97	80 - 119	2	30
1,4-Dioxane			500	492		ug/L		98	59 - 139	8	30
2-Hexanone			250	274		ug/L		110	57 - 139	2	30
Acetone			250	285		ug/L		114	39 - 160	7	30
Carbon tetrachloride			20.0	20.7		ug/L		103	72 - 136	2	30
Benzene			20.0	19.3		ug/L		97	79 - 120	2	30
Chlorobenzene			20.0	19.5		ug/L		97	82 - 118	2	30
1,1,1-Trichloroethane			20.0	19.7		ug/L		98	74 - 131	3	30
Bromomethane			20.0	18.3		ug/L		92	53 - 141	3	30
Chloroform			20.0	20.3		ug/L		101	79 - 124	1	30
Chloromethane			20.0	18.0		ug/L		90	50 - 139	0	30
Chloroethane			20.0	18.6		ug/L		93	60 - 138	2	30
cis-1,2-Dichloroethene			20.0	20.5		ug/L		102	78 - 123	3	30
cis-1,3-Dichloropropene			20.0	18.0		ug/L		90	75 - 124	2	30
Cyclohexane			20.0	16.6		ug/L		83	71 - 130	1	30
Carbon disulfide			20.0	19.4		ug/L		97	64 - 133	14	30
Dibromochloromethane			20.0	19.7		ug/L		99	74 - 126	3	30
Bromoform			20.0	21.2		ug/L		106	66 - 130	3	30
Bromodichloromethane			20.0	19.8		ug/L		99	79 - 125	2	30
Ethylbenzene			20.0	19.1		ug/L		95	79 - 121	2	30
1,1-Dichloroethene			20.0	20.1		ug/L		101	71 - 131	3	30
Dichlorodifluoromethane			20.0	14.5		ug/L		73	32 - 152	2	30
Methylcyclohexane			20.0	16.1		ug/L		80	72 - 132	3	30
1,1,2-Trichloro-1,2,2-trifluoroethane			20.0	17.0		ug/L		85	70 - 136	2	30
1,2-Dichloropropane			20.0	19.4		ug/L		97	78 - 122	1	30
Methyl tert-butyl ether			20.0	17.5		ug/L		87	71 - 124	1	30

Method: 8260D - Volatile Organic Compounds (GC/MS) (Continued)

Lab Sample ID: LCSD 410-749569/5
Matrix: Water
Analysis Batch: 749569

Client Sample ID: Lab Control Sample Dup
Prep Type: Total/NA

Analyte			Spike Added	LCSD Result	LCSD Qualifier	Unit	D	%Rec	%Rec Limits	RPD	RPD Limit
2-Butanone (MEK)			250	235		ug/L		94	56 - 143	3	30
Methylene Chloride			20.0	20.5		ug/L		102	74 - 124	1	30
Bromochloromethane			20.0	20.6		ug/L		103	78 - 123	3	30
1,1,2-Trichloroethane			20.0	19.4		ug/L		97	80 - 119	2	30
Styrene			20.0	19.0		ug/L		95	78 - 123	1	30
Tetrachloroethene			20.0	19.1		ug/L		95	74 - 129	4	30
Methyl acetate			20.0	24.1		ug/L		120	56 - 136	3	30
Toluene			20.0	19.0		ug/L		95	80 - 121	1	30
1,1,2,2-Tetrachloroethane			20.0	18.6		ug/L		93	71 - 121	3	30
trans-1,2-Dichloroethene			20.0	20.1		ug/L		100	75 - 124	4	30
1,2-Dichlorobenzene			20.0	18.6		ug/L		93	80 - 119	1	30
trans-1,3-Dichloropropene			20.0	19.1		ug/L		96	73 - 127	3	30
1,2-Dibromo-3-Chloropropane			20.0	18.9		ug/L		95	62 - 128	4	30
Trichloroethene			20.0	19.5		ug/L		98	79 - 123	1	30
Isopropylbenzene			20.0	19.0		ug/L		95	72 - 131	1	30
Trichlorofluoromethane			20.0	13.6		ug/L		68	65 - 141	2	30
Vinyl chloride			20.0	17.6		ug/L		88	58 - 137	2	30
Xylenes, Total			60.0	56.5		ug/L		94	79 - 121	1	30
m-Xylene & p-Xylene			40.0	37.9		ug/L		95	80 - 121	1	30
o-Xylene			20.0	18.6		ug/L		93	78 - 122	0	30

Surrogate	*LCSD %Recovery*	*LCSD Qualifier*	*Limits*
1,2-Dichloroethane-d4 (Surr)	*99*		*81 - 118*
4-Bromofluorobenzene (Surr)	*107*		*85 - 114*
Dibromofluoromethane (Surr)	*103*		*80 - 119*
Toluene-d8 (Surr)	*100*		*89 - 112*

Lab Sample ID: MB 410-750058/60
Matrix: Water
Analysis Batch: 750058

Client Sample ID: Method Blank
Prep Type: Total/NA

Analyte	MB Result	MB Qualifier	LOQ	LOD	DL	Unit	D	Analyzed	Dil Fac
1,2,3-Trichlorobenzene	<1.0		5.0	1.0	0.40	ug/L		12/29/25 21:45	1
1,2,3-Trichloropropane	<0.60		5.0	0.60	0.30	ug/L		12/29/25 21:45	1
1,2-Dibromoethane	<0.50		1.0	0.50	0.20	ug/L		12/29/25 21:45	1
1,2,4-Trimethylbenzene	<2.0		5.0	2.0	1.0	ug/L		12/29/25 21:45	1
1,2-Dichloroethane	<0.60		1.0	0.60	0.30	ug/L		12/29/25 21:45	1
1,2,4-Trichlorobenzene	<1.0		5.0	1.0	0.30	ug/L		12/29/25 21:45	1
1,4-Dichlorobenzene	<0.60		5.0	0.60	0.30	ug/L		12/29/25 21:45	1
4-Methyl-2-pentanone (MIBK)	<1.0		10	1.0	0.50	ug/L		12/29/25 21:45	1
1,3-Dichlorobenzene	<1.4		5.0	1.4	0.68	ug/L		12/29/25 21:45	1
1,4-Dioxane	<100		250	100	29	ug/L		12/29/25 21:45	1
2-Hexanone	<1.7		10	1.7	0.85	ug/L		12/29/25 21:45	1
Acetone	<2.0		20	2.0	0.70	ug/L		12/29/25 21:45	1
Carbon tetrachloride	<0.60		1.0	0.60	0.30	ug/L		12/29/25 21:45	1
Benzene	<0.60		1.0	0.60	0.30	ug/L		12/29/25 21:45	1
Chlorobenzene	<0.60		1.0	0.60	0.30	ug/L		12/29/25 21:45	1
1,1,1-Trichloroethane	<0.60		1.0	0.60	0.30	ug/L		12/29/25 21:45	1

Method: 8260D - Volatile Organic Compounds (GC/MS) (Continued)

Lab Sample ID: MB 410-750058/60
Matrix: Water
Analysis Batch: 750058

Client Sample ID: Method Blank
Prep Type: Total/NA

Analyte	MB Result	MB Qualifier	LOQ	LOD	DL	Unit	D	Analyzed	Dil Fac
Bromomethane	<0.60		1.0	0.60	0.30	ug/L		12/29/25 21:45	1
Chloroform	<0.60		1.0	0.60	0.30	ug/L		12/29/25 21:45	1
Chloromethane	<1.1		2.0	1.1	0.55	ug/L		12/29/25 21:45	1
Chloroethane	<0.60		1.0	0.60	0.30	ug/L		12/29/25 21:45	1
cis-1,2-Dichloroethene	<0.60		1.0	0.60	0.30	ug/L		12/29/25 21:45	1
cis-1,3-Dichloropropene	<0.50		1.0	0.50	0.20	ug/L		12/29/25 21:45	1
Cyclohexane	<2.0		5.0	2.0	1.0	ug/L		12/29/25 21:45	1
Carbon disulfide	<0.60		5.0	0.60	0.30	ug/L		12/29/25 21:45	1
Dibromochloromethane	<0.50		1.0	0.50	0.20	ug/L		12/29/25 21:45	1
Bromoform	<2.0		4.0	2.0	1.0	ug/L		12/29/25 21:45	1
Bromodichloromethane	<0.50		1.0	0.50	0.20	ug/L		12/29/25 21:45	1
Ethylbenzene	<0.80		1.0	0.80	0.40	ug/L		12/29/25 21:45	1
1,1-Dichloroethene	<0.60		1.0	0.60	0.30	ug/L		12/29/25 21:45	1
Dichlorodifluoromethane	<0.60		1.0	0.60	0.30	ug/L		12/29/25 21:45	1
Methylcyclohexane	<1.0		5.0	1.0	0.50	ug/L		12/29/25 21:45	1
1,1,2-Trichloro-1,2,2-trifluoroethane	<0.60		10	0.60	0.30	ug/L		12/29/25 21:45	1
1,2-Dichloropropane	<0.60		1.0	0.60	0.30	ug/L		12/29/25 21:45	1
Methyl tert-butyl ether	<0.50		1.0	0.50	0.20	ug/L		12/29/25 21:45	1
2-Butanone (MEK)	<1.0		10	1.0	1.0	ug/L		12/29/25 21:45	1
Methylene Chloride	<0.60		1.0	0.60	0.30	ug/L		12/29/25 21:45	1
Bromochloromethane	<0.50		5.0	0.50	0.20	ug/L		12/29/25 21:45	1
1,1,2-Trichloroethane	<0.60		1.0	0.60	0.30	ug/L		12/29/25 21:45	1
Styrene	<0.60		5.0	0.60	0.30	ug/L		12/29/25 21:45	1
Tetrachloroethene	<0.60		1.0	0.60	0.30	ug/L		12/29/25 21:45	1
Methyl acetate	<0.60		5.0	0.60	0.30	ug/L		12/29/25 21:45	1
Toluene	<0.60		1.0	0.60	0.30	ug/L		12/29/25 21:45	1
1,1,2,2-Tetrachloroethane	<0.60		1.0	0.60	0.30	ug/L		12/29/25 21:45	1
trans-1,2-Dichloroethene	<1.4		2.0	1.4	0.70	ug/L		12/29/25 21:45	1
1,2-Dichlorobenzene	<0.50		5.0	0.50	0.20	ug/L		12/29/25 21:45	1
trans-1,3-Dichloropropene	<0.50		1.0	0.50	0.20	ug/L		12/29/25 21:45	1
1,2-Dibromo-3-Chloropropane	<1.0	M	5.0	1.0	0.30	ug/L		12/29/25 21:45	1
Trichloroethene	<0.60		1.0	0.60	0.30	ug/L		12/29/25 21:45	1
Isopropylbenzene	<0.60		5.0	0.60	0.30	ug/L		12/29/25 21:45	1
Trichlorofluoromethane	<0.60		1.0	0.60	0.30	ug/L		12/29/25 21:45	1
Vinyl chloride	<0.60		1.0	0.60	0.30	ug/L		12/29/25 21:45	1
Xylenes, Total	<0.80		1.0	0.80	0.40	ug/L		12/29/25 21:45	1
m-Xylene & p-Xylene	<4.0		5.0	4.0	2.0	ug/L		12/29/25 21:45	1
o-Xylene	<0.80		1.0	0.80	0.40	ug/L		12/29/25 21:45	1

Surrogate	*MB %Recovery*	*MB Qualifier*	*Limits*	*Prepared*	*Analyzed*	*Dil Fac*
1,2-Dichloroethane-d4 (Surr)	*101*		*81 - 118*		*12/29/25 21:45*	*1*
4-Bromofluorobenzene (Surr)	*103*		*85 - 114*		*12/29/25 21:45*	*1*
Dibromofluoromethane (Surr)	*102*		*80 - 119*		*12/29/25 21:45*	*1*
Toluene-d8 (Surr)	*106*		*89 - 112*		*12/29/25 21:45*	*1*

Method: 8260D - Volatile Organic Compounds (GC/MS) (Continued)

Lab Sample ID: LCS 410-750058/4
Matrix: Water
Analysis Batch: 750058

Client Sample ID: Lab Control Sample
Prep Type: Total/NA

Analyte	Spike Added	LCS Result	LCS Qualifier	Unit	D	%Rec	%Rec Limits
1,2,3-Trichlorobenzene	20.0	21.7		ug/L		108	69 - 129
1,2,3-Trichloropropane	20.0	21.1		ug/L		105	73 - 122
1,2-Dibromoethane	20.0	21.2		ug/L		106	77 - 121
1,2,4-Trimethylbenzene	20.0	21.0		ug/L		105	76 - 124
1,2-Dichloroethane	20.0	19.9		ug/L		99	73 - 128
1,2,4-Trichlorobenzene	20.0	21.9		ug/L		109	69 - 130
1,4-Dichlorobenzene	20.0	21.8		ug/L		109	79 - 118
4-Methyl-2-pentanone (MIBK)	250	240		ug/L		96	67 - 130
1,3-Dichlorobenzene	20.0	21.8		ug/L		109	80 - 119
1,4-Dioxane	500	557		ug/L		111	59 - 139
2-Hexanone	250	264		ug/L		105	57 - 139
Acetone	250	255		ug/L		102	39 - 160
Carbon tetrachloride	20.0	21.1		ug/L		105	72 - 136
Benzene	20.0	20.0		ug/L		100	79 - 120
Chlorobenzene	20.0	20.9		ug/L		105	82 - 118
1,1,1-Trichloroethane	20.0	20.1		ug/L		101	74 - 131
Bromomethane	20.0	18.9		ug/L		94	53 - 141
Chloroform	20.0	19.1	M	ug/L		96	79 - 124
Chloromethane	20.0	17.3		ug/L		87	50 - 139
Chloroethane	20.0	18.5		ug/L		93	60 - 138
cis-1,2-Dichloroethene	20.0	20.2		ug/L		101	78 - 123
cis-1,3-Dichloropropene	20.0	18.3		ug/L		92	75 - 124
Cyclohexane	20.0	19.7		ug/L		99	71 - 130
Carbon disulfide	20.0	19.7		ug/L		99	64 - 133
Dibromochloromethane	20.0	21.0		ug/L		105	74 - 126
Bromoform	20.0	20.7		ug/L		104	66 - 130
Bromodichloromethane	20.0	19.7		ug/L		98	79 - 125
Ethylbenzene	20.0	21.2		ug/L		106	79 - 121
1,1-Dichloroethene	20.0	20.1		ug/L		100	71 - 131
Dichlorodifluoromethane	20.0	17.8		ug/L		89	32 - 152
Methylcyclohexane	20.0	19.5		ug/L		98	72 - 132
1,1,2-Trichloro-1,2,2-trifluoroethane	20.0	21.0		ug/L		105	70 - 136
1,2-Dichloropropane	20.0	19.8		ug/L		99	78 - 122
Methyl tert-butyl ether	20.0	18.6		ug/L		93	71 - 124
2-Butanone (MEK)	250	235		ug/L		94	56 - 143
Methylene Chloride	20.0	20.1		ug/L		100	74 - 124
Bromochloromethane	20.0	20.0		ug/L		100	78 - 123
1,1,2-Trichloroethane	20.0	21.8		ug/L		109	80 - 119
Styrene	20.0	20.8		ug/L		104	78 - 123
Tetrachloroethene	20.0	22.0		ug/L		110	74 - 129
Methyl acetate	20.0	19.9		ug/L		99	56 - 136
Toluene	20.0	21.2		ug/L		106	80 - 121
1,1,2,2-Tetrachloroethane	20.0	21.4		ug/L		107	71 - 121
trans-1,2-Dichloroethene	20.0	19.4		ug/L		97	75 - 124
1,2-Dichlorobenzene	20.0	21.6		ug/L		108	80 - 119
trans-1,3-Dichloropropene	20.0	21.4		ug/L		107	73 - 127
1,2-Dibromo-3-Chloropropane	20.0	18.9		ug/L		94	62 - 128
Trichloroethene	20.0	19.7		ug/L		99	79 - 123

Method: 8260D - Volatile Organic Compounds (GC/MS) (Continued)

Lab Sample ID: LCS 410-750058/4
Matrix: Water
Analysis Batch: 750058

Client Sample ID: Lab Control Sample
Prep Type: Total/NA

Analyte	Spike Added	LCS Result	LCS Qualifier	Unit	D	%Rec	%Rec Limits
Isopropylbenzene	20.0	21.9		ug/L		110	72 - 131
Trichlorofluoromethane	20.0	14.9	M	ug/L		75	65 - 141
Vinyl chloride	20.0	18.4		ug/L		92	58 - 137
Xylenes, Total	60.0	63.1		ug/L		105	79 - 121
m-Xylene & p-Xylene	40.0	42.2		ug/L		105	80 - 121
o-Xylene	20.0	20.9		ug/L		104	78 - 122

Surrogate	*LCS %Recovery*	*LCS Qualifier*	*Limits*
1,2-Dichloroethane-d4 (Surr)	*100*		*81 - 118*
4-Bromofluorobenzene (Surr)	*101*		*85 - 114*
Dibromofluoromethane (Surr)	*100*		*80 - 119*
Toluene-d8 (Surr)	*108*		*89 - 112*

Lab Sample ID: LCSD 410-750058/5
Matrix: Water
Analysis Batch: 750058

Client Sample ID: Lab Control Sample Dup
Prep Type: Total/NA

Analyte	Spike Added	LCSD Result	LCSD Qualifier	Unit	D	%Rec	%Rec Limits	RPD	RPD Limit
1,2,3-Trichlorobenzene	20.0	20.5		ug/L		102	69 - 129	6	30
1,2,3-Trichloropropane	20.0	20.0		ug/L		100	73 - 122	5	30
1,2-Dibromoethane	20.0	20.7		ug/L		103	77 - 121	3	30
1,2,4-Trimethylbenzene	20.0	20.3		ug/L		101	76 - 124	3	30
1,2-Dichloroethane	20.0	19.1		ug/L		96	73 - 128	4	30
1,2,4-Trichlorobenzene	20.0	20.8		ug/L		104	69 - 130	5	30
1,4-Dichlorobenzene	20.0	20.8		ug/L		104	79 - 118	5	30
4-Methyl-2-pentanone (MIBK)	250	232		ug/L		93	67 - 130	3	30
1,3-Dichlorobenzene	20.0	21.0		ug/L		105	80 - 119	3	30
1,4-Dioxane	500	557		ug/L		111	59 - 139	0	30
2-Hexanone	250	256		ug/L		102	57 - 139	3	30
Acetone	250	308		ug/L		123	39 - 160	19	30
Carbon tetrachloride	20.0	19.9		ug/L		99	72 - 136	6	30
Benzene	20.0	19.2		ug/L		96	79 - 120	4	30
Chlorobenzene	20.0	20.3		ug/L		102	82 - 118	3	30
1,1,1-Trichloroethane	20.0	19.3		ug/L		97	74 - 131	4	30
Bromomethane	20.0	17.8		ug/L		89	53 - 141	6	30
Chloroform	20.0	18.6		ug/L		93	79 - 124	2	30
Chloromethane	20.0	16.0		ug/L		80	50 - 139	8	30
Chloroethane	20.0	17.9		ug/L		90	60 - 138	3	30
cis-1,2-Dichloroethene	20.0	19.5		ug/L		97	78 - 123	3	30
cis-1,3-Dichloropropene	20.0	18.0		ug/L		90	75 - 124	2	30
Cyclohexane	20.0	19.2		ug/L		96	71 - 130	3	30
Carbon disulfide	20.0	19.3		ug/L		96	64 - 133	2	30
Dibromochloromethane	20.0	20.6		ug/L		103	74 - 126	2	30
Bromoform	20.0	20.5		ug/L		103	66 - 130	1	30
Bromodichloromethane	20.0	18.9		ug/L		94	79 - 125	4	30
Ethylbenzene	20.0	20.3		ug/L		101	79 - 121	4	30
1,1-Dichloroethene	20.0	20.2		ug/L		101	71 - 131	0	30
Dichlorodifluoromethane	20.0	16.5		ug/L		83	32 - 152	7	30

Method: 8260D - Volatile Organic Compounds (GC/MS) (Continued)

Lab Sample ID: LCSD 410-750058/5
Matrix: Water
Analysis Batch: 750058

Client Sample ID: Lab Control Sample Dup
Prep Type: Total/NA

Analyte	Spike Added	LCSD Result	LCSD Qualifier	Unit	D	%Rec	%Rec Limits	RPD	RPD Limit
Methylcyclohexane	20.0	19.1		ug/L		95	72 - 132	2	30
1,1,2-Trichloro-1,2,2-trifluoroethane	20.0	19.9		ug/L		99	70 - 136	6	30
1,2-Dichloropropane	20.0	19.0		ug/L		95	78 - 122	4	30
Methyl tert-butyl ether	20.0	18.2		ug/L		91	71 - 124	2	30
2-Butanone (MEK)	250	240		ug/L		96	56 - 143	2	30
Methylene Chloride	20.0	19.7		ug/L		99	74 - 124	2	30
Bromochloromethane	20.0	19.8	M	ug/L		99	78 - 123	1	30
1,1,2-Trichloroethane	20.0	20.9		ug/L		104	80 - 119	4	30
Styrene	20.0	20.1		ug/L		101	78 - 123	3	30
Tetrachloroethene	20.0	21.0		ug/L		105	74 - 129	5	30
Methyl acetate	20.0	17.9		ug/L		90	56 - 136	10	30
Toluene	20.0	20.4		ug/L		102	80 - 121	4	30
1,1,2,2-Tetrachloroethane	20.0	20.5		ug/L		103	71 - 121	4	30
trans-1,2-Dichloroethene	20.0	18.9		ug/L		95	75 - 124	2	30
1,2-Dichlorobenzene	20.0	20.8		ug/L		104	80 - 119	4	30
trans-1,3-Dichloropropene	20.0	20.8		ug/L		104	73 - 127	3	30
1,2-Dibromo-3-Chloropropane	20.0	18.4		ug/L		92	62 - 128	3	30
Trichloroethene	20.0	19.1		ug/L		96	79 - 123	3	30
Isopropylbenzene	20.0	20.9		ug/L		105	72 - 131	5	30
Trichlorofluoromethane	20.0	14.6		ug/L		73	65 - 141	2	30
Vinyl chloride	20.0	17.1		ug/L		85	58 - 137	8	30
Xylenes, Total	60.0	60.5		ug/L		101	79 - 121	4	30
m-Xylene & p-Xylene	40.0	40.6		ug/L		101	80 - 121	4	30
o-Xylene	20.0	19.9		ug/L		100	78 - 122	5	30

Surrogate	*LCSD %Recovery*	*LCSD Qualifier*	*Limits*
1,2-Dichloroethane-d4 (Surr)	*100*		*81 - 118*
4-Bromofluorobenzene (Surr)	*101*		*85 - 114*
Dibromofluoromethane (Surr)	*99*		*80 - 119*
Toluene-d8 (Surr)	*106*		*89 - 112*

Method: 8270E - Semivolatile Organic Compounds (GC/MS)

Lab Sample ID: MB 410-748397/1-A
Matrix: Solid
Analysis Batch: 749447

Client Sample ID: Method Blank
Prep Type: Total/NA
Prep Batch: 748397

Analyte	MB Result	MB Qualifier	LOQ	LOD	DL	Unit	D	Analyzed	Dil Fac
1,1'-Biphenyl	<33		37	33	17	ug/Kg		12/28/25 14:55	1
2,4-Dichlorophenol	<40		43	40	20	ug/Kg		12/28/25 14:55	1
2,4-Dimethylphenol	<33		37	33	17	ug/Kg		12/28/25 14:55	1
2,4-Dinitrophenol	<840		1000	840	420	ug/Kg		12/28/25 14:55	1
2,4-Dinitrotoluene	<67		170	67	33	ug/Kg		12/28/25 14:55	1
2,4,5-Trichlorophenol	<33		37	33	17	ug/Kg		12/28/25 14:55	1
2,4,6-Trichlorophenol	<33		37	33	17	ug/Kg		12/28/25 14:55	1
bis (2-chloroisopropyl) ether	<40		43	40	20	ug/Kg		12/28/25 14:55	1
Di-n-butyl phthalate	<130		170	130	67	ug/Kg		12/28/25 14:55	1
Di-n-octyl phthalate	<130	M	170	130	67	ug/Kg		12/28/25 14:55	1

Method: 8270E - Semivolatile Organic Compounds (GC/MS) (Continued)

Lab Sample ID: MB 410-748397/1-A
Matrix: Solid
Analysis Batch: 749447

Client Sample ID: Method Blank
Prep Type: Total/NA
Prep Batch: 748397

Analyte	MB Result	MB Qualifier	LOQ	LOD	DL	Unit	D	Analyzed	Dil Fac
Benzo[a]anthracene	<13		17	13	3.3	ug/Kg		12/28/25 14:55	1
Benzo[a]pyrene	<6.7	M	17	6.7	3.3	ug/Kg		12/28/25 14:55	1
Benzo[b]fluoranthene	<6.7		17	6.7	3.3	ug/Kg		12/28/25 14:55	1
Benzo[g,h,i]perylene	<6.7		17	6.7	3.3	ug/Kg		12/28/25 14:55	1
Benzo[k]fluoranthene	<6.7		17	6.7	3.3	ug/Kg		12/28/25 14:55	1
Acenaphthene	<6.7		17	6.7	3.3	ug/Kg		12/28/25 14:55	1
Acenaphthylene	<8.0		17	8.0	4.0	ug/Kg		12/28/25 14:55	1
Acetophenone	<33		50	33	17	ug/Kg		12/28/25 14:55	1
Anthracene	<6.7		17	6.7	3.3	ug/Kg		12/28/25 14:55	1
Atrazine	<130		170	130	67	ug/Kg		12/28/25 14:55	1
Benzaldehyde	<67		170	67	33	ug/Kg		12/28/25 14:55	1
Butyl benzyl phthalate	<130		170	130	67	ug/Kg		12/28/25 14:55	1
Caprolactam	<67		170	67	33	ug/Kg		12/28/25 14:55	1
Carbazole	<33		37	33	17	ug/Kg		12/28/25 14:55	1
Chrysene	<6.7		17	6.7	3.3	ug/Kg		12/28/25 14:55	1
Dibenz(a,h)anthracene	<13		17	13	6.7	ug/Kg		12/28/25 14:55	1
Dibenzofuran	<33		37	33	17	ug/Kg		12/28/25 14:55	1
Diethyl phthalate	<130		170	130	67	ug/Kg		12/28/25 14:55	1
Dimethyl phthalate	<130		170	130	67	ug/Kg		12/28/25 14:55	1
Hexachlorobenzene	<33		33	33	17	ug/Kg		12/28/25 14:55	1
Hexachlorobutadiene	<40		50	40	20	ug/Kg		12/28/25 14:55	1
Hexachlorocyclopentadiene	<330		500	330	170	ug/Kg		12/28/25 14:55	1
Hexachloroethane	<67		170	67	33	ug/Kg		12/28/25 14:55	1
Fluoranthene	<6.7		17	6.7	3.3	ug/Kg		12/28/25 14:55	1
Fluorene	<6.7		17	6.7	3.3	ug/Kg		12/28/25 14:55	1
Indeno[1,2,3-cd]pyrene	<8.0		17	8.0	4.0	ug/Kg		12/28/25 14:55	1
Isophorone	<33		67	33	17	ug/Kg		12/28/25 14:55	1
N-Nitrosodi-n-propylamine	<50		67	50	33	ug/Kg		12/28/25 14:55	1
N-Nitrosodiphenylamine	<33		37	33	17	ug/Kg		12/28/25 14:55	1
Naphthalene	<13		17	13	6.7	ug/Kg		12/28/25 14:55	1
Nitrobenzene	<33	M	37	33	17	ug/Kg		12/28/25 14:55	1
Pentachlorophenol	<130		170	130	67	ug/Kg		12/28/25 14:55	1
Phenanthrene	<8.0		17	8.0	4.0	ug/Kg		12/28/25 14:55	1
Phenol	<33		37	33	17	ug/Kg		12/28/25 14:55	1
Pyrene	<6.7		17	6.7	3.3	ug/Kg		12/28/25 14:55	1
2-Chloronaphthalene	<27		33	27	13	ug/Kg		12/28/25 14:55	1
2-Chlorophenol	<33		37	33	17	ug/Kg		12/28/25 14:55	1
2-Methylnaphthalene	<10		17	10	5.0	ug/Kg		12/28/25 14:55	1
2-Methylphenol	<40		50	40	20	ug/Kg		12/28/25 14:55	1
2-Nitroaniline	<33		50	33	17	ug/Kg		12/28/25 14:55	1
2-Nitrophenol	<40		50	40	20	ug/Kg		12/28/25 14:55	1
3,3'-Dichlorobenzidine	<270		330	270	170	ug/Kg		12/28/25 14:55	1
2-Methyl-4,6-dinitrophenol	<330		500	330	170	ug/Kg		12/28/25 14:55	1
3,4-Methylphenol	<33		50	33	17	ug/Kg		12/28/25 14:55	1
4-Nitroaniline	<67		170	67	33	ug/Kg		12/28/25 14:55	1
4-Nitrophenol	<330		500	330	170	ug/Kg		12/28/25 14:55	1
Bis(2-chloroethoxy)methane	<33		37	33	17	ug/Kg		12/28/25 14:55	1
Bis(2-chloroethyl)ether	<33		37	33	17	ug/Kg		12/28/25 14:55	1
Bis(2-ethylhexyl) phthalate	<130		170	130	67	ug/Kg		12/28/25 14:55	1

Method: 8270E - Semivolatile Organic Compounds (GC/MS) (Continued)

Lab Sample ID: MB 410-748397/1-A
Matrix: Solid
Analysis Batch: 749447

Client Sample ID: Method Blank
Prep Type: Total/NA
Prep Batch: 748397

Analyte	MB Result	MB Qualifier	LOQ	LOD	DL	Unit	D	Analyzed	Dil Fac
2,6-Dinitrotoluene	<33		37	33	17	ug/Kg		12/28/25 14:55	1
4-Chloro-3-methylphenol	<40		50	40	20	ug/Kg		12/28/25 14:55	1
4-Chloroaniline	<67		170	67	33	ug/Kg		12/28/25 14:55	1
4-Chlorophenyl phenyl ether	<33		37	33	17	ug/Kg		12/28/25 14:55	1
N-Nitrosodimethylamine	<67		170	67	33	ug/Kg		12/28/25 14:55	1

Surrogate	*MB %Recovery*	*MB Qualifier*	*Limits*	*Prepared*	*Analyzed*	*Dil Fac*
2,4,6-Tribromophenol (Surr)	*108*		*39 - 132*	*12/23/25 10:06*	*12/28/25 14:55*	*1*
2-Fluorobiphenyl (Surr)	*73*		*44 - 115*	*12/23/25 10:06*	*12/28/25 14:55*	*1*
2-Fluorophenol (Surr)	*66*		*35 - 115*	*12/23/25 10:06*	*12/28/25 14:55*	*1*
Nitrobenzene-d5 (Surr)	*65*		*37 - 122*	*12/23/25 10:06*	*12/28/25 14:55*	*1*
p-Terphenyl-d14 (Surr)	*123*		*54 - 127*	*12/23/25 10:06*	*12/28/25 14:55*	*1*
Phenol-d5 (Surr)	*67*		*33 - 122*	*12/23/25 10:06*	*12/28/25 14:55*	*1*

Lab Sample ID: LCS 410-748397/2-A
Matrix: Solid
Analysis Batch: 749447

Client Sample ID: Lab Control Sample
Prep Type: Total/NA
Prep Batch: 748397

Analyte	Spike Added	LCS Result	LCS Qualifier	Unit	D	%Rec	%Rec Limits
1,1'-Biphenyl	1670	1260		ug/Kg		76	40 - 117
2,4-Dichlorophenol	1670	1450		ug/Kg		87	40 - 122
2,4-Dimethylphenol	1670	1290		ug/Kg		78	30 - 127
2,4-Dinitrophenol	3330	3950		ug/Kg		119	36 - 130
2,4-Dinitrotoluene	1670	1740		ug/Kg		104	48 - 126
2,4,5-Trichlorophenol	1670	1540		ug/Kg		92	41 - 124
2,4,6-Trichlorophenol	1670	1550		ug/Kg		93	39 - 126
bis (2-chloroisopropyl) ether	1670	1100		ug/Kg		66	42 - 120
Di-n-butyl phthalate	1670	1740		ug/Kg		104	67 - 128
Di-n-octyl phthalate	1670	1660		ug/Kg		100	45 - 140
Benzo[a]anthracene	1670	1670		ug/Kg		100	49 - 126
Benzo[a]pyrene	1670	1730		ug/Kg		104	45 - 129
Benzo[b]fluoranthene	1670	1590		ug/Kg		96	45 - 132
Benzo[g,h,i]perylene	1670	1690		ug/Kg		102	43 - 134
Benzo[k]fluoranthene	1670	1550		ug/Kg		93	47 - 132
Acenaphthene	1670	1290		ug/Kg		77	40 - 123
Acenaphthylene	1670	1340		ug/Kg		80	32 - 132
Acetophenone	1670	1070		ug/Kg		64	33 - 115
Anthracene	1670	1570		ug/Kg		94	47 - 123
Atrazine	1670	1720		ug/Kg		103	47 - 127
Benzaldehyde	1670	760		ug/Kg		46	36 - 120
Butyl benzyl phthalate	1670	1680		ug/Kg		101	48 - 132
Caprolactam	1670	1430	M	ug/Kg		86	46 - 117
Carbazole	1670	1590		ug/Kg		95	50 - 123
Chrysene	1670	1610		ug/Kg		97	50 - 124
Dibenz(a,h)anthracene	1670	1650		ug/Kg		99	45 - 134
Dibenzofuran	1670	1350		ug/Kg		81	44 - 120
Diethyl phthalate	1670	1490		ug/Kg		89	50 - 124
Dimethyl phthalate	1670	1450		ug/Kg		87	48 - 124

Method: 8270E - Semivolatile Organic Compounds (GC/MS) (Continued)

Lab Sample ID: LCS 410-748397/2-A
Matrix: Solid
Analysis Batch: 749447

Client Sample ID: Lab Control Sample
Prep Type: Total/NA
Prep Batch: 748397

Analyte	Spike Added	LCS Result	LCS Qualifier	Unit	D	%Rec	%Rec Limits
Hexachlorobenzene	1670	1570		ug/Kg		94	45 - 122
Hexachlorobutadiene	1670	1060		ug/Kg		64	32 - 123
Hexachlorocyclopentadiene	1670	1230		ug/Kg		74	30 - 143
Hexachloroethane	1670	919		ug/Kg		55	28 - 117
Fluoranthene	1670	1660		ug/Kg		100	50 - 127
Fluorene	1670	1430		ug/Kg		86	43 - 125
Indeno[1,2,3-cd]pyrene	1670	1660		ug/Kg		100	45 - 133
Isophorone	1670	1220		ug/Kg		73	30 - 122
N-Nitrosodi-n-propylamine	1670	1100		ug/Kg		66	36 - 120
N-Nitrosodiphenylamine	1420	1290		ug/Kg		91	38 - 127
Naphthalene	1670	1080		ug/Kg		65	35 - 123
Nitrobenzene	1670	1080		ug/Kg		65	34 - 122
Pentachlorophenol	3330	3700		ug/Kg		111	25 - 133
Phenanthrene	1670	1490		ug/Kg		90	50 - 121
Phenol	1670	1080		ug/Kg		65	34 - 121
Pyrene	1670	1520		ug/Kg		91	47 - 127
2-Chloronaphthalene	1670	1260		ug/Kg		76	41 - 114
2-Chlorophenol	1670	1090		ug/Kg		66	34 - 121
2-Methylnaphthalene	1670	1210		ug/Kg		73	38 - 122
2-Methylphenol	1670	1260		ug/Kg		75	32 - 122
2-Nitroaniline	1670	1650		ug/Kg		99	44 - 127
2-Nitrophenol	1670	1310		ug/Kg		78	36 - 123
3,3'-Dichlorobenzidine	3330	2110		ug/Kg		63	22 - 121
2-Methyl-4,6-dinitrophenol	3330	3640		ug/Kg		109	29 - 132
3,4-Methylphenol	1670	1260		ug/Kg		75	42 - 126
4-Nitroaniline	1670	1580		ug/Kg		95	53 - 120
4-Nitrophenol	3330	2870		ug/Kg		86	30 - 132
Bis(2-chloroethoxy)methane	1670	1180		ug/Kg		71	36 - 121
Bis(2-chloroethyl)ether	1670	1040		ug/Kg		63	31 - 120
Bis(2-ethylhexyl) phthalate	1670	1710		ug/Kg		103	51 - 133
2,6-Dinitrotoluene	1670	1610		ug/Kg		97	46 - 124
4-Chloro-3-methylphenol	1670	1410		ug/Kg		85	45 - 122
4-Chloroaniline	1670	747		ug/Kg		45	17 - 106
4-Chlorophenyl phenyl ether	1670	1390		ug/Kg		84	45 - 121
N-Nitrosodimethylamine	1670	1090		ug/Kg		66	23 - 120

Surrogate	*LCS %Recovery*	*LCS Qualifier*	*Limits*
2,4,6-Tribromophenol (Surr)	*105*		*39 - 132*
2-Fluorobiphenyl (Surr)	*74*		*44 - 115*
2-Fluorophenol (Surr)	*63*		*35 - 115*
Nitrobenzene-d5 (Surr)	*64*		*37 - 122*
p-Terphenyl-d14 (Surr)	*110*		*54 - 127*
Phenol-d5 (Surr)	*70*		*33 - 122*

Method: 8270E - Semivolatile Organic Compounds (GC/MS) (Continued)

Lab Sample ID: MB 410-748786/1-A
Matrix: Solid
Analysis Batch: 749685

Client Sample ID: Method Blank
Prep Type: Total/NA
Prep Batch: 748786

Analyte	MB Result	MB Qualifier	LOQ	LOD	DL	Unit	D	Analyzed	Dil Fac
1,1'-Biphenyl	<33		37	33	17	ug/Kg		12/29/25 10:39	1
2,4-Dichlorophenol	<40		43	40	20	ug/Kg		12/29/25 10:39	1
2,4-Dimethylphenol	<33		37	33	17	ug/Kg		12/29/25 10:39	1
2,4-Dinitrophenol	<840		1000	840	420	ug/Kg		12/29/25 10:39	1
2,4-Dinitrotoluene	<67		170	67	33	ug/Kg		12/29/25 10:39	1
2,4,5-Trichlorophenol	<33		37	33	17	ug/Kg		12/29/25 10:39	1
2,4,6-Trichlorophenol	<33		37	33	17	ug/Kg		12/29/25 10:39	1
bis (2-chloroisopropyl) ether	<40		43	40	20	ug/Kg		12/29/25 10:39	1
Di-n-butyl phthalate	<130		170	130	67	ug/Kg		12/29/25 10:39	1
Di-n-octyl phthalate	<130	M	170	130	67	ug/Kg		12/29/25 10:39	1
Benzo[a]anthracene	<13		17	13	3.3	ug/Kg		12/29/25 10:39	1
Benzo[a]pyrene	<6.7	M	17	6.7	3.3	ug/Kg		12/29/25 10:39	1
Benzo[b]fluoranthene	<6.7		17	6.7	3.3	ug/Kg		12/29/25 10:39	1
Benzo[g,h,i]perylene	<6.7		17	6.7	3.3	ug/Kg		12/29/25 10:39	1
Benzo[k]fluoranthene	<6.7		17	6.7	3.3	ug/Kg		12/29/25 10:39	1
Acenaphthene	<6.7		17	6.7	3.3	ug/Kg		12/29/25 10:39	1
Acenaphthylene	<8.0		17	8.0	4.0	ug/Kg		12/29/25 10:39	1
Acetophenone	<33		50	33	17	ug/Kg		12/29/25 10:39	1
Anthracene	<6.7		17	6.7	3.3	ug/Kg		12/29/25 10:39	1
Atrazine	<130		170	130	67	ug/Kg		12/29/25 10:39	1
Benzaldehyde	<67		170	67	33	ug/Kg		12/29/25 10:39	1
Butyl benzyl phthalate	<130		170	130	67	ug/Kg		12/29/25 10:39	1
Caprolactam	<67		170	67	33	ug/Kg		12/29/25 10:39	1
Carbazole	<33		37	33	17	ug/Kg		12/29/25 10:39	1
Chrysene	<6.7		17	6.7	3.3	ug/Kg		12/29/25 10:39	1
Dibenz(a,h)anthracene	<13		17	13	6.7	ug/Kg		12/29/25 10:39	1
Dibenzofuran	<33		37	33	17	ug/Kg		12/29/25 10:39	1
Diethyl phthalate	<130		170	130	67	ug/Kg		12/29/25 10:39	1
Dimethyl phthalate	<130		170	130	67	ug/Kg		12/29/25 10:39	1
Hexachlorobenzene	<33		33	33	17	ug/Kg		12/29/25 10:39	1
Hexachlorobutadiene	<40		50	40	20	ug/Kg		12/29/25 10:39	1
Hexachlorocyclopentadiene	<330		500	330	170	ug/Kg		12/29/25 10:39	1
Hexachloroethane	<67		170	67	33	ug/Kg		12/29/25 10:39	1
Fluoranthene	<6.7		17	6.7	3.3	ug/Kg		12/29/25 10:39	1
Fluorene	<6.7		17	6.7	3.3	ug/Kg		12/29/25 10:39	1
Indeno[1,2,3-cd]pyrene	<8.0		17	8.0	4.0	ug/Kg		12/29/25 10:39	1
Isophorone	<33		67	33	17	ug/Kg		12/29/25 10:39	1
N-Nitrosodi-n-propylamine	<50		67	50	33	ug/Kg		12/29/25 10:39	1
N-Nitrosodiphenylamine	<33		37	33	17	ug/Kg		12/29/25 10:39	1
Naphthalene	<13		17	13	6.7	ug/Kg		12/29/25 10:39	1
Nitrobenzene	<33		37	33	17	ug/Kg		12/29/25 10:39	1
Pentachlorophenol	<130		170	130	67	ug/Kg		12/29/25 10:39	1
Phenanthrene	<8.0		17	8.0	4.0	ug/Kg		12/29/25 10:39	1
Phenol	<33		37	33	17	ug/Kg		12/29/25 10:39	1
Pyrene	<6.7		17	6.7	3.3	ug/Kg		12/29/25 10:39	1
2-Chloronaphthalene	<27		33	27	13	ug/Kg		12/29/25 10:39	1
2-Chlorophenol	<33		37	33	17	ug/Kg		12/29/25 10:39	1
2-Methylnaphthalene	<10		17	10	5.0	ug/Kg		12/29/25 10:39	1

Method: 8270E - Semivolatile Organic Compounds (GC/MS) (Continued)

Lab Sample ID: MB 410-748786/1-A
Matrix: Solid
Analysis Batch: 749685

Client Sample ID: Method Blank
Prep Type: Total/NA
Prep Batch: 748786

Analyte	MB Result	MB Qualifier	LOQ	LOD	DL	Unit	D	Analyzed	Dil Fac
2-Methylphenol	<40		50	40	20	ug/Kg		12/29/25 10:39	1
2-Nitroaniline	<33		50	33	17	ug/Kg		12/29/25 10:39	1
2-Nitrophenol	<40		50	40	20	ug/Kg		12/29/25 10:39	1
3,3'-Dichlorobenzidine	<270		330	270	170	ug/Kg		12/29/25 10:39	1
2-Methyl-4,6-dinitrophenol	<330		500	330	170	ug/Kg		12/29/25 10:39	1
3,4-Methylphenol	<33		50	33	17	ug/Kg		12/29/25 10:39	1
4-Nitroaniline	<67		170	67	33	ug/Kg		12/29/25 10:39	1
4-Nitrophenol	<330		500	330	170	ug/Kg		12/29/25 10:39	1
Bis(2-chloroethoxy)methane	<33		37	33	17	ug/Kg		12/29/25 10:39	1
Bis(2-chloroethyl)ether	<33		37	33	17	ug/Kg		12/29/25 10:39	1
Bis(2-ethylhexyl) phthalate	<130		170	130	67	ug/Kg		12/29/25 10:39	1
2,6-Dinitrotoluene	<33		37	33	17	ug/Kg		12/29/25 10:39	1
4-Chloro-3-methylphenol	<40		50	40	20	ug/Kg		12/29/25 10:39	1
4-Chloroaniline	<67		170	67	33	ug/Kg		12/29/25 10:39	1
4-Chlorophenyl phenyl ether	<33		37	33	17	ug/Kg		12/29/25 10:39	1
N-Nitrosodimethylamine	<67		170	67	33	ug/Kg		12/29/25 10:39	1

Surrogate	*MB %Recovery*	*MB Qualifier*	*Limits*	*Prepared*	*Analyzed*	*Dil Fac*
2,4,6-Tribromophenol (Surr)	*114*		*39 - 132*	*12/23/25 16:50*	*12/29/25 10:39*	*1*
2-Fluorobiphenyl (Surr)	*61*		*44 - 115*	*12/23/25 16:50*	*12/29/25 10:39*	*1*
2-Fluorophenol (Surr)	*50*		*35 - 115*	*12/23/25 16:50*	*12/29/25 10:39*	*1*
Nitrobenzene-d5 (Surr)	*52*		*37 - 122*	*12/23/25 16:50*	*12/29/25 10:39*	*1*
p-Terphenyl-d14 (Surr)	*125*	*ES*	*54 - 127*	*12/23/25 16:50*	*12/29/25 10:39*	*1*
Phenol-d5 (Surr)	*52*		*33 - 122*	*12/23/25 16:50*	*12/29/25 10:39*	*1*

Lab Sample ID: LCS 410-748786/2-A
Matrix: Solid
Analysis Batch: 749685

Client Sample ID: Lab Control Sample
Prep Type: Total/NA
Prep Batch: 748786

Analyte	Spike Added	LCS Result	LCS Qualifier	Unit	D	%Rec	%Rec Limits
1,1'-Biphenyl	1670	1310		ug/Kg		78	40 - 117
2,4-Dichlorophenol	1670	1550		ug/Kg		93	40 - 122
2,4-Dimethylphenol	1670	1410		ug/Kg		85	30 - 127
2,4-Dinitrophenol	3330	4120		ug/Kg		124	36 - 130
2,4-Dinitrotoluene	1670	1770		ug/Kg		106	48 - 126
2,4,5-Trichlorophenol	1670	1620		ug/Kg		97	41 - 124
2,4,6-Trichlorophenol	1670	1630		ug/Kg		98	39 - 126
bis (2-chloroisopropyl) ether	1670	1030		ug/Kg		62	42 - 120
Di-n-butyl phthalate	1670	1660		ug/Kg		99	67 - 128
Di-n-octyl phthalate	1670	1560		ug/Kg		93	45 - 140
Benzo[a]anthracene	1670	1650		ug/Kg		99	49 - 126
Benzo[a]pyrene	1670	1670		ug/Kg		100	45 - 129
Benzo[b]fluoranthene	1670	1520		ug/Kg		91	45 - 132
Benzo[g,h,i]perylene	1670	1600		ug/Kg		96	43 - 134
Benzo[k]fluoranthene	1670	1550		ug/Kg		93	47 - 132
Acenaphthene	1670	1390		ug/Kg		83	40 - 123
Acenaphthylene	1670	1450		ug/Kg		87	32 - 132
Acetophenone	1670	1040		ug/Kg		63	33 - 115

Method: 8270E - Semivolatile Organic Compounds (GC/MS) (Continued)

Lab Sample ID: LCS 410-748786/2-A
Matrix: Solid
Analysis Batch: 749685

Client Sample ID: Lab Control Sample
Prep Type: Total/NA
Prep Batch: 748786

Analyte	Spike Added	LCS Result	LCS Qualifier	Unit	D	%Rec	%Rec Limits
Anthracene	1670	1580		ug/Kg		95	47 - 123
Atrazine	1670	1680		ug/Kg		101	47 - 127
Benzaldehyde	1670	465	*-	ug/Kg		28	36 - 120
Butyl benzyl phthalate	1670	1600		ug/Kg		96	48 - 132
Caprolactam	1670	970		ug/Kg		58	46 - 117
Carbazole	1670	1610		ug/Kg		97	50 - 123
Chrysene	1670	1580		ug/Kg		95	50 - 124
Dibenz(a,h)anthracene	1670	1600		ug/Kg		96	45 - 134
Dibenzofuran	1670	1460		ug/Kg		87	44 - 120
Diethyl phthalate	1670	1460		ug/Kg		87	50 - 124
Dimethyl phthalate	1670	1470		ug/Kg		88	48 - 124
Hexachlorobenzene	1670	1560		ug/Kg		93	45 - 122
Hexachlorobutadiene	1670	991		ug/Kg		59	32 - 123
Hexachlorocyclopentadiene	1670	1180		ug/Kg		71	30 - 143
Hexachloroethane	1670	762		ug/Kg		46	28 - 117
Fluoranthene	1670	1680		ug/Kg		101	50 - 127
Fluorene	1670	1530		ug/Kg		92	43 - 125
Indeno[1,2,3-cd]pyrene	1670	1580		ug/Kg		95	45 - 133
Isophorone	1670	1270		ug/Kg		76	30 - 122
N-Nitrosodi-n-propylamine	1670	1120		ug/Kg		67	36 - 120
N-Nitrosodiphenylamine	1420	1300		ug/Kg		92	38 - 127
Naphthalene	1670	1070		ug/Kg		64	35 - 123
Nitrobenzene	1670	1070		ug/Kg		64	34 - 122
Pentachlorophenol	3330	3650		ug/Kg		110	25 - 133
Phenanthrene	1670	1500		ug/Kg		90	50 - 121
Phenol	1670	1110		ug/Kg		67	34 - 121
Pyrene	1670	1500		ug/Kg		90	47 - 127
2-Chloronaphthalene	1670	1340		ug/Kg		80	41 - 114
2-Chlorophenol	1670	1060		ug/Kg		64	34 - 121
2-Methylnaphthalene	1670	1260		ug/Kg		75	38 - 122
2-Methylphenol	1670	1270		ug/Kg		76	32 - 122
2-Nitroaniline	1670	1770		ug/Kg		106	44 - 127
2-Nitrophenol	1670	1370		ug/Kg		82	36 - 123
3,3'-Dichlorobenzidine	3330	2420		ug/Kg		73	22 - 121
2-Methyl-4,6-dinitrophenol	3330	3680		ug/Kg		111	29 - 132
3,4-Methylphenol	1670	1330		ug/Kg		80	42 - 126
4-Nitroaniline	1670	1570		ug/Kg		94	53 - 120
4-Nitrophenol	3330	3020		ug/Kg		91	30 - 132
Bis(2-chloroethoxy)methane	1670	1210		ug/Kg		73	36 - 121
Bis(2-chloroethyl)ether	1670	964		ug/Kg		58	31 - 120
Bis(2-ethylhexyl) phthalate	1670	1610		ug/Kg		97	51 - 133
2,6-Dinitrotoluene	1670	1690		ug/Kg		102	46 - 124
4-Chloro-3-methylphenol	1670	1570		ug/Kg		94	45 - 122
4-Chloroaniline	1670	835		ug/Kg		50	17 - 106
4-Chlorophenyl phenyl ether	1670	1460		ug/Kg		88	45 - 121
N-Nitrosodimethylamine	1670	890		ug/Kg		53	23 - 120

Method: 8270E - Semivolatile Organic Compounds (GC/MS) (Continued)

Lab Sample ID: LCS 410-748786/2-A
Matrix: Solid
Analysis Batch: 749685

Client Sample ID: Lab Control Sample
Prep Type: Total/NA
Prep Batch: 748786

Surrogate	LCS %Recovery	LCS Qualifier	Limits
2,4,6-Tribromophenol (Surr)	*109*		*39 - 132*
2-Fluorobiphenyl (Surr)	*77*		*44 - 115*
2-Fluorophenol (Surr)	*60*		*35 - 115*
Nitrobenzene-d5 (Surr)	*64*		*37 - 122*
p-Terphenyl-d14 (Surr)	*105*		*54 - 127*
Phenol-d5 (Surr)	*72*		*33 - 122*

Lab Sample ID: 410-258338-3 MS
Matrix: Solid
Analysis Batch: 749685

Client Sample ID: 2512161215
Prep Type: Total/NA
Prep Batch: 748786

Analyte	Sample Result	Sample Qualifier	Spike Added	MS Result	MS Qualifier	Unit	D	%Rec	%Rec Limits
1,1'-Biphenyl	<40	cn	2010	1580		ug/Kg	☼	79	40 - 117
2,4-Dichlorophenol	<48	cn	2010	1930		ug/Kg	☼	96	40 - 122
2,4-Dimethylphenol	<40	cn	2010	1680		ug/Kg	☼	84	30 - 127
2,4-Dinitrophenol	<1000	^c cn	4020	4520		ug/Kg	☼	112	36 - 130
2,4-Dinitrotoluene	<81	cn	2010	2210		ug/Kg	☼	110	48 - 126
2,4,5-Trichlorophenol	<40	cn	2010	1870		ug/Kg	☼	93	41 - 124
2,4,6-Trichlorophenol	<40	cn	2010	1940		ug/Kg	☼	96	39 - 126
bis (2-chloroisopropyl) ether	<48	cn	2010	1330		ug/Kg	☼	66	38 - 120
Di-n-butyl phthalate	<160	cn	2010	1980		ug/Kg	☼	98	67 - 128
Di-n-octyl phthalate	<160	M cn	2010	1830		ug/Kg	☼	91	58 - 136
Benzo[a]anthracene	<16	cn	2010	2020		ug/Kg	☼	100	49 - 126
Benzo[a]pyrene	<8.1	cn	2010	1990		ug/Kg	☼	99	45 - 129
Benzo[b]fluoranthene	<8.1	cn	2010	1830		ug/Kg	☼	91	45 - 132
Benzo[g,h,i]perylene	<8.1	cn	2010	1870		ug/Kg	☼	93	43 - 134
Benzo[k]fluoranthene	<8.1	cn	2010	1820		ug/Kg	☼	90	47 - 132
Acenaphthene	<8.1	cn	2010	1670		ug/Kg	☼	83	40 - 123
Acenaphthylene	<9.7	cn	2010	1760		ug/Kg	☼	88	32 - 132
Acetophenone	<40	cn	2010	1340		ug/Kg	☼	67	33 - 115
Anthracene	<8.1	cn	2010	1890		ug/Kg	☼	94	47 - 123
Atrazine	<160	cn	2010	2050		ug/Kg	☼	102	47 - 127
Benzaldehyde	<81	*- cn	2010	1040		ug/Kg	☼	52	36 - 120
Butyl benzyl phthalate	<160	cn	2010	1960		ug/Kg	☼	98	48 - 132
Caprolactam	<81	cn	2010	1090		ug/Kg	☼	54	46 - 117
Carbazole	<40	cn	2010	1970		ug/Kg	☼	98	50 - 123
Chrysene	<8.1	cn	2010	1880		ug/Kg	☼	94	50 - 124
Dibenz(a,h)anthracene	<16	cn	2010	1860		ug/Kg	☼	93	45 - 134
Dibenzofuran	<40	cn	2010	1770		ug/Kg	☼	88	44 - 120
Diethyl phthalate	<160	cn	2010	1790		ug/Kg	☼	89	50 - 124
Dimethyl phthalate	<160	cn	2010	1780		ug/Kg	☼	89	48 - 124
Hexachlorobenzene	<40	cn	2010	1840		ug/Kg	☼	91	45 - 122
Hexachlorobutadiene	<48	cn	2010	1310		ug/Kg	☼	65	32 - 123
Hexachlorocyclopentadiene	<400	cn	2010	1390		ug/Kg	☼	69	30 - 143
Hexachloroethane	<81	cn	2010	1050		ug/Kg	☼	52	28 - 117
Fluoranthene	<8.1	cn	2010	2070		ug/Kg	☼	103	50 - 127
Fluorene	<8.1	cn	2010	1860		ug/Kg	☼	93	43 - 125
Indeno[1,2,3-cd]pyrene	<9.7	cn	2010	1860		ug/Kg	☼	92	45 - 133

Method: 8270E - Semivolatile Organic Compounds (GC/MS) (Continued)

Lab Sample ID: 410-258338-3 MS
Matrix: Solid
Analysis Batch: 749685

Client Sample ID: 2512161215
Prep Type: Total/NA
Prep Batch: 748786

Analyte	Sample Result	Sample Qualifier	Spike Added	MS Result	MS Qualifier	Unit	D	%Rec	%Rec Limits
Isophorone	<40	cn	2010	1590		ug/Kg	☼	79	30 - 122
N-Nitrosodi-n-propylamine	<61	cn	2010	1380		ug/Kg	☼	69	36 - 120
N-Nitrosodiphenylamine	<40	cn	1710	1530		ug/Kg	☼	89	38 - 127
Naphthalene	<16	cn	2010	1400		ug/Kg	☼	70	56 - 120
Nitrobenzene	<40	M cn	2010	1410		ug/Kg	☼	70	34 - 122
Pentachlorophenol	<160	cn	4020	4310		ug/Kg	☼	107	25 - 133
Phenanthrene	<9.7	cn	2010	1840		ug/Kg	☼	91	50 - 121
Phenol	<40	cn	2010	1430		ug/Kg	☼	71	34 - 121
Pyrene	<8.1	cn	2010	1780		ug/Kg	☼	88	47 - 127
2-Chloronaphthalene	<32	cn	2010	1600		ug/Kg	☼	80	41 - 114
2-Chlorophenol	<40	cn	2010	1430		ug/Kg	☼	71	34 - 121
2-Methylnaphthalene	<12	cn	2010	1570		ug/Kg	☼	78	38 - 122
2-Methylphenol	<48	cn	2010	1610		ug/Kg	☼	80	32 - 122
2-Nitroaniline	<40	cn	2010	2200		ug/Kg	☼	109	44 - 127
2-Nitrophenol	<48	^c cn	2010	1780		ug/Kg	☼	88	36 - 123
3,3'-Dichlorobenzidine	<320	^c cn	4020	3330		ug/Kg	☼	83	22 - 121
2-Methyl-4,6-dinitrophenol	<400	^c cn	4020	4230		ug/Kg	☼	105	29 - 132
3,4-Methylphenol	<40	cn	2010	1690		ug/Kg	☼	84	42 - 126
4-Nitroaniline	<81	cn	2010	2110		ug/Kg	☼	105	53 - 120
4-Nitrophenol	<400	cn	4020	3850		ug/Kg	☼	96	30 - 132
Bis(2-chloroethoxy)methane	<40	cn	2010	1470		ug/Kg	☼	73	36 - 121
Bis(2-chloroethyl)ether	<40	cn	2010	1260		ug/Kg	☼	63	31 - 120
Bis(2-ethylhexyl) phthalate	<160	cn	2010	1940		ug/Kg	☼	96	51 - 133
2,6-Dinitrotoluene	<40	cn	2010	2070		ug/Kg	☼	103	46 - 124
4-Chloro-3-methylphenol	<48	cn	2010	1920		ug/Kg	☼	95	45 - 122
4-Chloroaniline	<81	cn	2010	1390		ug/Kg	☼	69	17 - 106
4-Chlorophenyl phenyl ether	<40	cn	2010	1790		ug/Kg	☼	89	45 - 121
N-Nitrosodimethylamine	<81	cn	2010	1190		ug/Kg	☼	59	23 - 120

Surrogate	*MS %Recovery*	*MS Qualifier*	*Limits*
2,4,6-Tribromophenol (Surr)	*108*		*39 - 132*
2-Fluorobiphenyl (Surr)	*77*		*44 - 115*
2-Fluorophenol (Surr)	*67*		*35 - 115*
Nitrobenzene-d5 (Surr)	*70*		*37 - 122*
p-Terphenyl-d14 (Surr)	*104*		*54 - 127*
Phenol-d5 (Surr)	*77*		*33 - 122*

Lab Sample ID: 410-258338-3 MSD
Matrix: Solid
Analysis Batch: 749685

Client Sample ID: 2512161215
Prep Type: Total/NA
Prep Batch: 748786

Analyte	Sample Result	Sample Qualifier	Spike Added	MSD Result	MSD Qualifier	Unit	D	%Rec	%Rec Limits	RPD	RPD Limit
1,1'-Biphenyl	<40	cn	2030	1440		ug/Kg	☼	71	40 - 117	10	30
2,4-Dichlorophenol	<48	cn	2030	1750		ug/Kg	☼	86	40 - 122	10	30
2,4-Dimethylphenol	<40	cn	2030	1510		ug/Kg	☼	74	30 - 127	11	30
2,4-Dinitrophenol	<1000	^c cn	4060	3420		ug/Kg	☼	84	36 - 130	28	30
2,4-Dinitrotoluene	<81	cn	2030	2000		ug/Kg	☼	98	48 - 126	10	30
2,4,5-Trichlorophenol	<40	cn	2030	1790		ug/Kg	☼	88	41 - 124	4	30

Method: 8270E - Semivolatile Organic Compounds (GC/MS) (Continued)

Lab Sample ID: 410-258338-3 MSD
Client Sample ID: 2512161215
Matrix: Solid
Prep Type: Total/NA
Analysis Batch: 749685
Prep Batch: 748786

Analyte	Sample Result	Sample Qualifier	Spike Added	MSD Result	MSD Qualifier	Unit	D	%Rec	%Rec Limits	RPD	RPD Limit
2,4,6-Trichlorophenol	<40	cn	2030	1780		ug/Kg	☼	87	39 - 126	9	30
bis (2-chloroisopropyl) ether	<48	cn	2030	1210		ug/Kg	☼	59	38 - 120	10	30
Di-n-butyl phthalate	<160	cn	2030	1870		ug/Kg	☼	92	67 - 128	6	30
Di-n-octyl phthalate	<160	M cn	2030	1750		ug/Kg	☼	86	58 - 136	4	30
Benzo[a]anthracene	<16	cn	2030	1860		ug/Kg	☼	92	49 - 126	8	30
Benzo[a]pyrene	<8.1	cn	2030	1830		ug/Kg	☼	90	45 - 129	8	30
Benzo[b]fluoranthene	<8.1	cn	2030	1680		ug/Kg	☼	83	45 - 132	8	30
Benzo[g,h,i]perylene	<8.1	cn	2030	1770		ug/Kg	☼	87	43 - 134	5	30
Benzo[k]fluoranthene	<8.1	cn	2030	1730		ug/Kg	☼	85	47 - 132	5	30
Acenaphthene	<8.1	cn	2030	1510		ug/Kg	☼	74	40 - 123	11	30
Acenaphthylene	<9.7	cn	2030	1580		ug/Kg	☼	78	32 - 132	11	30
Acetophenone	<40	cn	2030	1180		ug/Kg	☼	58	33 - 115	13	30
Anthracene	<8.1	cn	2030	1750		ug/Kg	☼	86	47 - 123	8	30
Atrazine	<160	cn	2030	1920		ug/Kg	☼	95	47 - 127	6	30
Benzaldehyde	<81	*- cn	2030	899		ug/Kg	☼	44	36 - 120	14	30
Butyl benzyl phthalate	<160	cn	2030	1800		ug/Kg	☼	88	48 - 132	9	30
Caprolactam	<81	cn	2030	927		ug/Kg	☼	46	46 - 117	16	30
Carbazole	<40	cn	2030	1760		ug/Kg	☼	87	50 - 123	11	30
Chrysene	<8.1	cn	2030	1770		ug/Kg	☼	87	50 - 124	6	30
Dibenz(a,h)anthracene	<16	cn	2030	1750		ug/Kg	☼	86	45 - 134	6	30
Dibenzofuran	<40	cn	2030	1590		ug/Kg	☼	78	44 - 120	11	30
Diethyl phthalate	<160	cn	2030	1650		ug/Kg	☼	81	50 - 124	8	30
Dimethyl phthalate	<160	cn	2030	1660		ug/Kg	☼	82	48 - 124	7	30
Hexachlorobenzene	<40	cn	2030	1760		ug/Kg	☼	87	45 - 122	4	30
Hexachlorobutadiene	<48	cn	2030	1180		ug/Kg	☼	58	32 - 123	11	30
Hexachlorocyclopentadiene	<400	cn	2030	1320		ug/Kg	☼	65	30 - 143	6	30
Hexachloroethane	<81	cn	2030	948		ug/Kg	☼	47	28 - 117	10	30
Fluoranthene	<8.1	cn	2030	1840		ug/Kg	☼	90	50 - 127	12	30
Fluorene	<8.1	cn	2030	1660		ug/Kg	☼	82	43 - 125	11	30
Indeno[1,2,3-cd]pyrene	<9.7	cn	2030	1780		ug/Kg	☼	88	45 - 133	4	30
Isophorone	<40	cn	2030	1400		ug/Kg	☼	69	30 - 122	13	30
N-Nitrosodi-n-propylamine	<61	cn	2030	1270		ug/Kg	☼	62	36 - 120	9	30
N-Nitrosodiphenylamine	<40	cn	1730	1470		ug/Kg	☼	85	38 - 127	4	30
Naphthalene	<16	cn	2030	1190		ug/Kg	☼	59	56 - 120	17	30
Nitrobenzene	<40	M cn	2030	1210		ug/Kg	☼	59	34 - 122	16	30
Pentachlorophenol	<160	cn	4060	3930		ug/Kg	☼	97	25 - 133	9	30
Phenanthrene	<9.7	cn	2030	1650		ug/Kg	☼	81	50 - 121	11	30
Phenol	<40	cn	2030	1240		ug/Kg	☼	61	34 - 121	15	30
Pyrene	<8.1	cn	2030	1650		ug/Kg	☼	81	47 - 127	7	30
2-Chloronaphthalene	<32	cn	2030	1440		ug/Kg	☼	71	41 - 114	11	30
2-Chlorophenol	<40	cn	2030	1240		ug/Kg	☼	61	34 - 121	14	30
2-Methylnaphthalene	<12	cn	2030	1410		ug/Kg	☼	69	38 - 122	11	30
2-Methylphenol	<48	cn	2030	1450		ug/Kg	☼	71	32 - 122	10	30
2-Nitroaniline	<40	cn	2030	1990		ug/Kg	☼	98	44 - 127	10	30
2-Nitrophenol	<48	^c cn	2030	1550		ug/Kg	☼	77	36 - 123	13	30
3,3'-Dichlorobenzidine	<320	^c cn	4060	3080		ug/Kg	☼	76	22 - 121	8	30
2-Methyl-4,6-dinitrophenol	<400	^c cn	4060	3700		ug/Kg	☼	91	29 - 132	13	30
3,4-Methylphenol	<40	cn	2030	1470		ug/Kg	☼	72	42 - 126	14	30
4-Nitroaniline	<81	cn	2030	1780		ug/Kg	☼	88	53 - 120	17	30

Method: 8270E - Semivolatile Organic Compounds (GC/MS) (Continued)

Lab Sample ID: 410-258338-3 MSD
Matrix: Solid
Analysis Batch: 749685

Client Sample ID: 2512161215
Prep Type: Total/NA
Prep Batch: 748786

Analyte	Sample Result	Sample Qualifier	Spike Added	MSD Result	MSD Qualifier	Unit	D	%Rec	%Rec Limits	RPD	RPD Limit
4-Nitrophenol	<400	cn	4060	3180		ug/Kg	☼	78	30 - 132	19	30
Bis(2-chloroethoxy)methane	<40	cn	2030	1350		ug/Kg	☼	66	36 - 121	8	30
Bis(2-chloroethyl)ether	<40	cn	2030	1110		ug/Kg	☼	54	31 - 120	13	30
Bis(2-ethylhexyl) phthalate	<160	cn	2030	1850		ug/Kg	☼	91	51 - 133	5	30
2,6-Dinitrotoluene	<40	cn	2030	1860		ug/Kg	☼	92	46 - 124	10	30
4-Chloro-3-methylphenol	<48	cn	2030	1710		ug/Kg	☼	84	45 - 122	12	30
4-Chloroaniline	<81	cn	2030	1240		ug/Kg	☼	61	17 - 106	12	30
4-Chlorophenyl phenyl ether	<40	cn	2030	1680		ug/Kg	☼	82	45 - 121	6	30
N-Nitrosodimethylamine	<81	cn	2030	929		ug/Kg	☼	46	23 - 120	25	30

Surrogate	*MSD %Recovery*	*MSD Qualifier*	*Limits*
2,4,6-Tribromophenol (Surr)	*96*		*39 - 132*
2-Fluorobiphenyl (Surr)	*71*		*44 - 115*
2-Fluorophenol (Surr)	*57*		*35 - 115*
Nitrobenzene-d5 (Surr)	*59*		*37 - 122*
p-Terphenyl-d14 (Surr)	*101*		*54 - 127*
Phenol-d5 (Surr)	*65*		*33 - 122*

Method: 8270E - Semivolatile Organic Compounds (GC-MS/MS)

Lab Sample ID: MB 410-748056/1-A
Matrix: Water
Analysis Batch: 749627

Client Sample ID: Method Blank
Prep Type: Total/NA
Prep Batch: 748056

Analyte	MB Result	MB Qualifier	LOQ	LOD	DL	Unit	D	Analyzed	Dil Fac
1,1'-Biphenyl	<0.11		0.11	0.11	0.057	ug/L		12/29/25 13:37	1
2,2'-oxybis[1-chloropropane]	<1.1		1.1	1.1	0.57	ug/L		12/29/25 13:37	1
2,4,5-Trichlorophenol	<0.11		0.11	0.11	0.057	ug/L		12/29/25 13:37	1
2,4,6-Trichlorophenol	<0.11		0.11	0.11	0.057	ug/L		12/29/25 13:37	1
2,4-Dichlorophenol	<0.11		0.11	0.11	0.057	ug/L		12/29/25 13:37	1
2,4-Dimethylphenol	<0.11		0.11	0.11	0.057	ug/L		12/29/25 13:37	1
2,4-Dinitrophenol	<5.7		5.7	5.7	1.1	ug/L		12/29/25 13:37	1
2,4-Dinitrotoluene	<1.1		1.1	1.1	0.57	ug/L		12/29/25 13:37	1
2,6-Dinitrotoluene	<0.48		0.48	0.48	0.33	ug/L		12/29/25 13:37	1
2-Chloronaphthalene	<0.11		0.11	0.11	0.057	ug/L		12/29/25 13:37	1
2-Chlorophenol	<0.11		0.11	0.11	0.057	ug/L		12/29/25 13:37	1
2-Methylnaphthalene	<0.11		0.11	0.11	0.057	ug/L		12/29/25 13:37	1
2-Methylphenol	<0.28		0.28	0.28	0.23	ug/L		12/29/25 13:37	1
2-Nitroaniline	<1.1		1.1	1.1	0.57	ug/L		12/29/25 13:37	1
2-Nitrophenol	<0.11		0.11	0.11	0.057	ug/L		12/29/25 13:37	1
3,3'-Dichlorobenzidine	<0.11		0.11	0.11	0.057	ug/L		12/29/25 13:37	1
3-Nitroaniline	<1.1		1.1	1.1	0.57	ug/L		12/29/25 13:37	1
4,6-Dinitro-2-methylphenol	<0.69		0.69	0.69	0.57	ug/L		12/29/25 13:37	1
4-Bromophenyl phenyl ether	<0.11		0.11	0.11	0.057	ug/L		12/29/25 13:37	1
4-Chloro-3-methylphenol	<0.11		0.11	0.11	0.057	ug/L		12/29/25 13:37	1
4-Chloroaniline	<0.11		0.11	0.11	0.057	ug/L		12/29/25 13:37	1
4-Chlorophenyl phenyl ether	<1.1		1.1	1.1	0.57	ug/L		12/29/25 13:37	1
4-Methylphenol	<0.28		0.28	0.28	0.23	ug/L		12/29/25 13:37	1
4-Nitroaniline	<1.1		1.1	1.1	0.57	ug/L		12/29/25 13:37	1

Method: 8270E - Semivolatile Organic Compounds (GC-MS/MS) (Continued)

Lab Sample ID: MB 410-748056/1-A
Matrix: Water
Analysis Batch: 749627

Client Sample ID: Method Blank
Prep Type: Total/NA
Prep Batch: 748056

Analyte	MB Result	MB Qualifier	LOQ	LOD	DL	Unit	D	Analyzed	Dil Fac
4-Nitrophenol	<5.7		5.7	5.7	1.1	ug/L		12/29/25 13:37	1
Acenaphthene	<0.11		0.11	0.11	0.057	ug/L		12/29/25 13:37	1
Acenaphthylene	<0.11		0.11	0.11	0.057	ug/L		12/29/25 13:37	1
Acetophenone	<1.1		1.1	1.1	0.57	ug/L		12/29/25 13:37	1
Anthracene	<0.11		0.11	0.11	0.057	ug/L		12/29/25 13:37	1
Atrazine	<1.1		1.1	1.1	0.85	ug/L		12/29/25 13:37	1
Benzaldehyde	<1.1		1.1	1.1	0.85	ug/L		12/29/25 13:37	1
Benzo[a]anthracene	<0.050		0.050	0.050	0.020	ug/L		12/29/25 13:37	1
Benzo[a]pyrene	<0.050		0.050	0.050	0.020	ug/L		12/29/25 13:37	1
Benzo[b]fluoranthene	<0.050		0.050	0.050	0.020	ug/L		12/29/25 13:37	1
Benzo[g,h,i]perylene	<0.11		0.11	0.11	0.057	ug/L		12/29/25 13:37	1
Benzo[k]fluoranthene	<0.050		0.050	0.050	0.020	ug/L		12/29/25 13:37	1
Bis(2-chloroethoxy)methane	<0.11		0.11	0.11	0.057	ug/L		12/29/25 13:37	1
Bis(2-chloroethyl)ether	<0.11		0.11	0.11	0.057	ug/L		12/29/25 13:37	1
Bis(2-ethylhexyl) phthalate	<1.1		1.1	1.1	0.57	ug/L		12/29/25 13:37	1
Butyl benzyl phthalate	<1.1		1.1	1.1	0.57	ug/L		12/29/25 13:37	1
Caprolactam	<1.1		1.1	1.1	0.57	ug/L		12/29/25 13:37	1
Carbazole	<0.11		0.30	0.11	0.057	ug/L		12/29/25 13:37	1
Chrysene	<0.11		0.11	0.11	0.057	ug/L		12/29/25 13:37	1
Di-n-butyl phthalate	<3.6		3.6	3.6	1.8	ug/L		12/29/25 13:37	1
Di-n-octyl phthalate	<1.1		1.1	1.1	0.57	ug/L		12/29/25 13:37	1
Dibenz(a,h)anthracene	<0.050		0.050	0.050	0.020	ug/L		12/29/25 13:37	1
Dibenzofuran	<0.11		0.11	0.11	0.057	ug/L		12/29/25 13:37	1
Diethyl phthalate	<1.1		1.1	1.1	0.57	ug/L		12/29/25 13:37	1
Dimethyl phthalate	<1.1		1.1	1.1	0.57	ug/L		12/29/25 13:37	1
Fluoranthene	<0.11		0.11	0.11	0.057	ug/L		12/29/25 13:37	1
Fluorene	<0.11		0.11	0.11	0.057	ug/L		12/29/25 13:37	1
Hexachlorobenzene	<0.033		0.033	0.033	0.018	ug/L		12/29/25 13:37	1
Hexachlorobutadiene	<0.11		0.11	0.11	0.057	ug/L		12/29/25 13:37	1
Hexachlorocyclopentadiene	<0.11		0.11	0.11	0.057	ug/L		12/29/25 13:37	1
Hexachloroethane	<0.11		0.11	0.11	0.057	ug/L		12/29/25 13:37	1
Indeno[1,2,3-cd]pyrene	<0.11		0.11	0.11	0.057	ug/L		12/29/25 13:37	1
Isophorone	<0.11		0.11	0.11	0.057	ug/L		12/29/25 13:37	1
N-Nitrosodi-n-propylamine	<0.099		0.099	0.099	0.057	ug/L		12/29/25 13:37	1
N-Nitrosodiphenylamine	<0.11		0.11	0.11	0.057	ug/L		12/29/25 13:37	1
Naphthalene	<0.11		0.11	0.11	0.057	ug/L		12/29/25 13:37	1
Nitrobenzene	<1.1		1.1	1.1	0.57	ug/L		12/29/25 13:37	1
Pentachlorophenol	<1.1		1.1	1.1	0.57	ug/L		12/29/25 13:37	1
Phenanthrene	<0.11		0.11	0.11	0.057	ug/L		12/29/25 13:37	1
Phenol	<1.1		1.1	1.1	0.57	ug/L		12/29/25 13:37	1
Pyrene	<0.11		0.11	0.11	0.057	ug/L		12/29/25 13:37	1
N-Nitrosodimethylamine	<0.57		0.57	0.57	0.17	ug/L		12/29/25 13:37	1

Surrogate	*MB %Recovery*	*MB Qualifier*	*Limits*	*Prepared*	*Analyzed*	*Dil Fac*
2-Fluorobiphenyl (Surr)	*156*	*S1+*	*44 - 119*	*12/22/25 16:56*	*12/29/25 13:37*	*1*
2-Fluorophenol (Surr)	*101*		*19 - 119*	*12/22/25 16:56*	*12/29/25 13:37*	*1*
Nitrobenzene-d5 (Surr)	*156*	*S1+*	*44 - 120*	*12/22/25 16:56*	*12/29/25 13:37*	*1*
p-Terphenyl-d14 (Surr)	*138*	*S1+*	*50 - 134*	*12/22/25 16:56*	*12/29/25 13:37*	*1*

Method: 8270E - Semivolatile Organic Compounds (GC-MS/MS) (Continued)

Lab Sample ID: MB 410-748056/1-A
Matrix: Water
Analysis Batch: 749627

Client Sample ID: Method Blank
Prep Type: Total/NA
Prep Batch: 748056

Surrogate	MB %Recovery	MB Qualifier	Limits	Prepared	Analyzed	Dil Fac
2,4,6-Tribromophenol (Surr)	*171*	*S1+*	*43 - 140*	*12/22/25 16:56*	*12/29/25 13:37*	*1*
Phenol-d5 (Surr)	*63*	*S1+*	*18 - 61*	*12/22/25 16:56*	*12/29/25 13:37*	*1*

Lab Sample ID: LCS 410-748056/2-A
Matrix: Water
Analysis Batch: 749627

Client Sample ID: Lab Control Sample
Prep Type: Total/NA
Prep Batch: 748056

Analyte	Spike Added	LCS Result	LCS Qualifier	Unit	D	%Rec	%Rec Limits
1,1'-Biphenyl	5.67	6.90	*+	ug/L		122	49 - 115
2,2'-oxybis[1-chloropropane]	5.67	7.43		ug/L		131	50 - 150
2,4,5-Trichlorophenol	5.67	8.01	*+	ug/L		141	53 - 123
2,4,6-Trichlorophenol	5.67	8.26	*+	ug/L		146	50 - 125
2,4-Dichlorophenol	5.67	8.06	*+	ug/L		142	47 - 121
2,4-Dimethylphenol	5.67	7.21	*+	ug/L		127	31 - 124
2,4-Dinitrophenol	11.3	2.50	J *-	ug/L		22	23 - 143
2,4-Dinitrotoluene	5.67	6.98		ug/L		123	57 - 128
2,6-Dinitrotoluene	5.67	7.63	*+	ug/L		135	57 - 124
2-Chloronaphthalene	5.67	5.99		ug/L		106	40 - 116
2-Chlorophenol	5.67	7.26	*+	ug/L		128	38 - 117
2-Methylnaphthalene	5.67	6.32		ug/L		112	40 - 121
2-Methylphenol	5.67	5.99		ug/L		106	30 - 117
2-Nitroaniline	5.67	8.35	*+	ug/L		147	55 - 127
2-Nitrophenol	5.67	7.94	*+	ug/L		140	47 - 123
3,3'-Dichlorobenzidine	11.3	17.8	*+	ug/L		158	27 - 129
3-Nitroaniline	5.67	8.56	*+	ug/L		151	41 - 128
4,6-Dinitro-2-methylphenol	11.3	12.8		ug/L		113	44 - 137
4-Bromophenyl phenyl ether	5.67	6.95		ug/L		123	55 - 124
4-Chloro-3-methylphenol	5.67	7.67	*+	ug/L		135	52 - 119
4-Chloroaniline	5.67	7.95	*+	ug/L		140	33 - 117
4-Chlorophenyl phenyl ether	5.67	6.23		ug/L		110	53 - 121
4-Methylphenol	5.67	5.51		ug/L		97	25 - 120
4-Nitroaniline	5.67	6.57		ug/L		116	50 - 150
4-Nitrophenol	11.3	8.31		ug/L		73	20 - 160
Acenaphthene	5.67	6.98	*+	ug/L		123	47 - 122
Acenaphthylene	5.67	7.47	*+	ug/L		132	41 - 130
Acetophenone	5.67	7.64	*+	ug/L		135	46 - 118
Anthracene	5.67	8.16	*+	ug/L		144	57 - 123
Atrazine	11.3	17.0	*+	ug/L		150	44 - 142
Benzaldehyde	11.3	15.4		ug/L		136	50 - 150
Benzo[a]anthracene	5.67	8.17	*+	ug/L		144	58 - 125
Benzo[a]pyrene	5.67	7.34	*+	ug/L		130	54 - 128
Benzo[b]fluoranthene	5.67	7.32		ug/L		129	53 - 131
Benzo[g,h,i]perylene	5.67	7.51		ug/L		133	50 - 134
Benzo[k]fluoranthene	5.67	7.65	*+	ug/L		135	57 - 129
Bis(2-chloroethoxy)methane	5.67	8.30	*+	ug/L		146	48 - 120
Bis(2-chloroethyl)ether	5.67	8.18	*+	ug/L		144	43 - 118
Bis(2-ethylhexyl) phthalate	5.67	5.67		ug/L		100	55 - 135
Butyl benzyl phthalate	5.67	6.62		ug/L		117	53 - 134

Method: 8270E - Semivolatile Organic Compounds (GC-MS/MS) (Continued)

Lab Sample ID: LCS 410-748056/2-A
Matrix: Water
Analysis Batch: 749627

Client Sample ID: Lab Control Sample
Prep Type: Total/NA
Prep Batch: 748056

Analyte	Spike Added	LCS Result	LCS Qualifier	Unit	D	%Rec	%Rec Limits
Caprolactam	11.3	2.46	I	ug/L		22	10 - 120
Carbazole	5.67	8.84	*+	ug/L		156	60 - 122
Chrysene	5.67	8.85	*+	ug/L		156	59 - 123
Di-n-butyl phthalate	5.67	7.11		ug/L		125	59 - 127
Di-n-octyl phthalate	5.67	5.23		ug/L		92	51 - 140
Dibenz(a,h)anthracene	5.67	7.43		ug/L		131	51 - 134
Dibenzofuran	5.67	7.21	*+	ug/L		127	53 - 118
Diethyl phthalate	5.67	7.79	*+	ug/L		138	56 - 125
Dimethyl phthalate	5.67	8.05	*+	ug/L		142	45 - 127
Fluoranthene	5.67	7.37	*+	ug/L		130	57 - 128
Fluorene	5.67	7.80	*+	ug/L		138	52 - 124
Hexachlorobenzene	5.67	6.82		ug/L		120	28 - 136
Hexachlorobutadiene	5.67	1.63		ug/L		29	22 - 124
Hexachlorocyclopentadiene	5.67	2.10		ug/L		37	10 - 120
Hexachloroethane	5.67	2.56		ug/L		45	21 - 115
Indeno[1,2,3-cd]pyrene	5.67	7.32		ug/L		129	52 - 134
Isophorone	5.67	8.47	*+	ug/L		150	42 - 124
N-Nitrosodi-n-propylamine	5.67	8.80	*+	ug/L		155	49 - 119
N-Nitrosodiphenylamine	4.82	6.88	*+	ug/L		143	51 - 123
Naphthalene	5.67	6.71		ug/L		118	40 - 121
Nitrobenzene	5.67	7.34	*+	ug/L		129	45 - 121
Pentachlorophenol	11.3	18.0	*+	ug/L		159	35 - 138
Phenanthrene	5.67	7.97	*+	ug/L		141	59 - 120
Phenol	5.67	3.43		ug/L		61	30 - 150
Pyrene	5.67	7.64	*+	ug/L		135	57 - 126
N-Nitrosodimethylamine	5.67	2.26		ug/L		40	20 - 160

Surrogate	*LCS %Recovery*	*LCS Qualifier*	*Limits*
2-Fluorobiphenyl (Surr)	*147*	*S1+*	*44 - 119*
2-Fluorophenol (Surr)	*91*		*19 - 119*
Nitrobenzene-d5 (Surr)	*155*	*S1+*	*44 - 120*
p-Terphenyl-d14 (Surr)	*156*	*S1+*	*50 - 134*
2,4,6-Tribromophenol (Surr)	*166*	*S1+*	*43 - 140*
Phenol-d5 (Surr)	*66*	*S1+*	*18 - 61*

Method: 6020B - Metals (ICP/MS)

Lab Sample ID: MB 410-749593/1-A
Matrix: Solid
Analysis Batch: 751587

Client Sample ID: Method Blank
Prep Type: Total/NA
Prep Batch: 749593

Analyte	MB Result	MB Qualifier	LOQ	LOD	DL	Unit	D	Analyzed	Dil Fac
Arsenic	<0.320		0.400	0.320	0.134	mg/Kg		01/02/26 10:41	2
Barium	<0.368		0.400	0.368	0.216	mg/Kg		01/02/26 10:41	2
Cadmium	<0.0800		0.100	0.0800	0.0400	mg/Kg		01/02/26 10:41	2
Chromium	<0.382		0.400	0.382	0.382	mg/Kg		01/02/26 10:41	2
Lead	<0.160		0.200	0.160	0.0760	mg/Kg		01/02/26 10:41	2
Selenium	<0.200		0.400	0.200	0.100	mg/Kg		01/02/26 10:41	2
Silver	<0.0800		0.100	0.0800	0.0400	mg/Kg		01/02/26 10:41	2

Method: 6020B - Metals (ICP/MS)

Lab Sample ID: LCS 410-749593/2-A
Matrix: Solid
Analysis Batch: 751587

Client Sample ID: Lab Control Sample
Prep Type: Total/NA
Prep Batch: 749593

Analyte	Spike Added	LCS Result	LCS Qualifier	Unit	D	%Rec	%Rec Limits
Arsenic	50.0	54.23	D	mg/Kg		108	82 - 118
Barium	50.0	55.64	D	mg/Kg		111	86 - 116
Cadmium	5.00	5.502	D	mg/Kg		110	84 - 116
Chromium	50.0	55.63	D	mg/Kg		111	83 - 119
Lead	5.00	5.647	D	mg/Kg		113	84 - 118
Selenium	10.0	10.96	D	mg/Kg		110	80 - 119
Silver	5.00	5.723	D	mg/Kg		114	83 - 118

Lab Sample ID: MB 410-747875/1-A
Matrix: Water
Analysis Batch: 748534

Client Sample ID: Method Blank
Prep Type: Total Recoverable
Prep Batch: 747875

Analyte	MB Result	MB Qualifier	LOQ	LOD	DL	Unit	D	Analyzed	Dil Fac
Arsenic	<1.70		2.00	1.70	0.680	ug/L		12/23/25 09:31	1
Barium	<1.60		2.00	1.60	0.746	ug/L		12/23/25 09:31	1
Cadmium	<0.400		0.500	0.400	0.151	ug/L		12/23/25 09:31	1
Chromium	<1.10		2.00	1.10	0.550	ug/L		12/23/25 09:31	1
Lead	<0.240		0.500	0.240	0.120	ug/L		12/23/25 09:31	1
Selenium	<0.600		1.00	0.600	0.278	ug/L		12/23/25 09:31	1
Silver	<0.300		0.500	0.300	0.100	ug/L		12/23/25 09:31	1

Lab Sample ID: LCS 410-747875/2-A
Matrix: Water
Analysis Batch: 748534

Client Sample ID: Lab Control Sample
Prep Type: Total Recoverable
Prep Batch: 747875

Analyte	Spike Added	LCS Result	LCS Qualifier	Unit	D	%Rec	%Rec Limits
Arsenic	500	496.4		ug/L		99	84 - 116
Barium	500	488.2		ug/L		98	86 - 114
Cadmium	50.0	49.13		ug/L		98	87 - 115
Chromium	500	487.0		ug/L		97	85 - 116
Lead	50.0	49.59		ug/L		99	88 - 115
Selenium	100	100.3		ug/L		100	80 - 120
Silver	50.0	49.28		ug/L		99	85 - 116

Lab Sample ID: LCSD 410-747875/3-A
Matrix: Water
Analysis Batch: 748534

Client Sample ID: Lab Control Sample Dup
Prep Type: Total Recoverable
Prep Batch: 747875

Analyte	Spike Added	LCSD Result	LCSD Qualifier	Unit	D	%Rec	%Rec Limits	RPD	RPD Limit
Arsenic	500	500.9		ug/L		100	84 - 116	1	20
Barium	500	484.8		ug/L		97	86 - 114	1	20
Cadmium	50.0	49.26		ug/L		99	87 - 115	0	20
Chromium	500	491.1		ug/L		98	85 - 116	1	20
Lead	50.0	49.70		ug/L		99	88 - 115	0	20
Selenium	100	101.0		ug/L		101	80 - 120	1	20
Silver	50.0	48.79		ug/L		98	85 - 116	1	20

Method: 6020B - Metals (ICP/MS) (Continued)

Lab Sample ID: MB 410-749758/1-A
Matrix: Water
Analysis Batch: 752893

Client Sample ID: Method Blank
Prep Type: Total Recoverable
Prep Batch: 749758

Analyte	MB Result	MB Qualifier	LOQ	LOD	DL	Unit	D	Analyzed	Dil Fac
Arsenic	<1.70		2.00	1.70	0.680	ug/L		01/06/26 16:28	1
Barium	<1.60		2.00	1.60	0.746	ug/L		01/06/26 16:28	1
Cadmium	<0.400		0.500	0.400	0.151	ug/L		01/06/26 16:28	1
Chromium	<1.10		2.00	1.10	0.550	ug/L		01/06/26 16:28	1
Lead	<0.240		0.500	0.240	0.120	ug/L		01/06/26 16:28	1
Selenium	<0.600		1.00	0.600	0.278	ug/L		01/06/26 16:28	1
Silver	<0.300		0.500	0.300	0.100	ug/L		01/06/26 16:28	1

Lab Sample ID: LCS 410-749758/2-A
Matrix: Water
Analysis Batch: 752893

Client Sample ID: Lab Control Sample
Prep Type: Total Recoverable
Prep Batch: 749758

Analyte	Spike Added	LCS Result	LCS Qualifier	Unit	D	%Rec	%Rec Limits
Arsenic	500	496.6		ug/L		99	84 - 116
Barium	500	477.3		ug/L		95	86 - 114
Cadmium	50.0	48.16		ug/L		96	87 - 115
Chromium	500	496.5		ug/L		99	85 - 116
Lead	50.0	50.77		ug/L		102	88 - 115
Selenium	100	98.73		ug/L		99	80 - 120
Silver	50.0	49.92		ug/L		100	85 - 116

Method: 7470A - Mercury (CVAA)

Lab Sample ID: MB 410-748598/1-A
Matrix: Water
Analysis Batch: 749221

Client Sample ID: Method Blank
Prep Type: Total/NA
Prep Batch: 748598

Analyte	MB Result	MB Qualifier	LOQ	LOD	DL	Unit	D	Analyzed	Dil Fac
Mercury	<0.160		0.200	0.160	0.0870	ug/L		12/26/25 12:03	1

Lab Sample ID: LCS 410-748598/2-A
Matrix: Water
Analysis Batch: 749221

Client Sample ID: Lab Control Sample
Prep Type: Total/NA
Prep Batch: 748598

Analyte	Spike Added	LCS Result	LCS Qualifier	Unit	D	%Rec	%Rec Limits
Mercury	1.00	1.099		ug/L		110	82 - 119

Lab Sample ID: MB 410-749274/1-A
Matrix: Water
Analysis Batch: 750327

Client Sample ID: Method Blank
Prep Type: Total/NA
Prep Batch: 749274

Analyte	MB Result	MB Qualifier	LOQ	LOD	DL	Unit	D	Analyzed	Dil Fac
Mercury	<0.160		0.200	0.160	0.0870	ug/L		12/30/25 08:05	1

Lab Sample ID: LCS 410-749274/2-A
Matrix: Water
Analysis Batch: 750327

Client Sample ID: Lab Control Sample
Prep Type: Total/NA
Prep Batch: 749274

Analyte	Spike Added	LCS Result	LCS Qualifier	Unit	D	%Rec	%Rec Limits
Mercury	1.00	1.202	*+	ug/L		120	82 - 119

Client: Tetra Tech Inc
Project/Site: White Sands Test Facility, NM

Job ID: 410-258338-1

Method: 7471B - Mercury (CVAA)

Lab Sample ID: MB 410-749795/1-A
Matrix: Solid
Analysis Batch: 751091

Client Sample ID: Method Blank
Prep Type: Total/NA
Prep Batch: 749795

Analyte	MB Result	MB Qualifier	LOQ	LOD	DL	Unit	D	Analyzed	Dil Fac
Mercury	<0.0400		0.0600	0.0400	0.0200	mg/Kg		12/31/25 11:47	1

Lab Sample ID: LCS 410-749795/2-A
Matrix: Solid
Analysis Batch: 751091

Client Sample ID: Lab Control Sample
Prep Type: Total/NA
Prep Batch: 749795

Analyte			Spike Added	LCS Result	LCS Qualifier	Unit	D	%Rec	%Rec Limits		
Mercury			0.167	0.1585		mg/Kg		95	80 - 124		

GC/MS VOA

Prep Batch: 747609

Lab Sample ID	Client Sample ID	Prep Type	Matrix	Method	Prep Batch
410-258338-3	2512161215	Total/NA	Solid	5035	

Prep Batch: 747610

Lab Sample ID	Client Sample ID	Prep Type	Matrix	Method	Prep Batch
410-258338-2	2512151705	Total/NA	Solid	5035	

Analysis Batch: 748773

Lab Sample ID	Client Sample ID	Prep Type	Matrix	Method	Prep Batch
410-258338-3	2512161215	Total/NA	Solid	8260D	747609
MB 410-748773/8	Method Blank	Total/NA	Solid	8260D	
LCS 410-748773/5	Lab Control Sample	Total/NA	Solid	8260D	
LCSD 410-748773/6	Lab Control Sample Dup	Total/NA	Solid	8260D	

Analysis Batch: 749339

Lab Sample ID	Client Sample ID	Prep Type	Matrix	Method	Prep Batch
410-258338-5	TB2	Total/NA	Water	8260D	
410-258338-6	TB1	Total/NA	Water	8260D	
410-258338-7	TB3	Total/NA	Water	8260D	
410-258338-8	TB4	Total/NA	Water	8260D	
MB 410-749339/7	Method Blank	Total/NA	Water	8260D	
LCS 410-749339/4	Lab Control Sample	Total/NA	Water	8260D	
LCSD 410-749339/5	Lab Control Sample Dup	Total/NA	Water	8260D	

Analysis Batch: 749509

Lab Sample ID	Client Sample ID	Prep Type	Matrix	Method	Prep Batch
410-258338-2	2512151705	Total/NA	Solid	8260D	747610
MB 410-749509/6	Method Blank	Total/NA	Solid	8260D	
LCS 410-749509/5	Lab Control Sample	Total/NA	Solid	8260D	
LCSD 410-749509/7	Lab Control Sample Dup	Total/NA	Solid	8260D	

Analysis Batch: 749569

Lab Sample ID	Client Sample ID	Prep Type	Matrix	Method	Prep Batch
410-258338-1	2512151700	Total/NA	Water	8260D	
MB 410-749569/7	Method Blank	Total/NA	Water	8260D	
LCS 410-749569/4	Lab Control Sample	Total/NA	Water	8260D	
LCSD 410-749569/5	Lab Control Sample Dup	Total/NA	Water	8260D	

Analysis Batch: 750058

Lab Sample ID	Client Sample ID	Prep Type	Matrix	Method	Prep Batch
410-258338-4	2512161210	Total/NA	Water	8260D	
MB 410-750058/60	Method Blank	Total/NA	Water	8260D	
LCS 410-750058/4	Lab Control Sample	Total/NA	Water	8260D	
LCSD 410-750058/5	Lab Control Sample Dup	Total/NA	Water	8260D	

GC/MS Semi VOA

Prep Batch: 748056

Lab Sample ID	Client Sample ID	Prep Type	Matrix	Method	Prep Batch
410-258338-1	2512151700	Total/NA	Water	3511	
410-258338-4	2512161210	Total/NA	Water	3511	
MB 410-748056/1-A	Method Blank	Total/NA	Water	3511	

GC/MS Semi VOA (Continued)

Prep Batch: 748056 (Continued)

Lab Sample ID	Client Sample ID	Prep Type	Matrix	Method	Prep Batch
LCS 410-748056/2-A	Lab Control Sample	Total/NA	Water	3511	

Prep Batch: 748397

Lab Sample ID	Client Sample ID	Prep Type	Matrix	Method	Prep Batch
410-258338-2	2512151705	Total/NA	Solid	3546	
MB 410-748397/1-A	Method Blank	Total/NA	Solid	3546	
LCS 410-748397/2-A	Lab Control Sample	Total/NA	Solid	3546	

Prep Batch: 748786

Lab Sample ID	Client Sample ID	Prep Type	Matrix	Method	Prep Batch
410-258338-3	2512161215	Total/NA	Solid	3546	
MB 410-748786/1-A	Method Blank	Total/NA	Solid	3546	
LCS 410-748786/2-A	Lab Control Sample	Total/NA	Solid	3546	
410-258338-3 MS	2512161215	Total/NA	Solid	3546	
410-258338-3 MSD	2512161215	Total/NA	Solid	3546	

Analysis Batch: 749447

Lab Sample ID	Client Sample ID	Prep Type	Matrix	Method	Prep Batch
MB 410-748397/1-A	Method Blank	Total/NA	Solid	8270E	748397
LCS 410-748397/2-A	Lab Control Sample	Total/NA	Solid	8270E	748397

Analysis Batch: 749627

Lab Sample ID	Client Sample ID	Prep Type	Matrix	Method	Prep Batch
410-258338-1	2512151700	Total/NA	Water	8270E	748056
410-258338-4	2512161210	Total/NA	Water	8270E	748056
MB 410-748056/1-A	Method Blank	Total/NA	Water	8270E	748056
LCS 410-748056/2-A	Lab Control Sample	Total/NA	Water	8270E	748056

Analysis Batch: 749685

Lab Sample ID	Client Sample ID	Prep Type	Matrix	Method	Prep Batch
410-258338-2	2512151705	Total/NA	Solid	8270E	748397
410-258338-3	2512161215	Total/NA	Solid	8270E	748786
MB 410-748786/1-A	Method Blank	Total/NA	Solid	8270E	748786
LCS 410-748786/2-A	Lab Control Sample	Total/NA	Solid	8270E	748786
410-258338-3 MS	2512161215	Total/NA	Solid	8270E	748786
410-258338-3 MSD	2512161215	Total/NA	Solid	8270E	748786

Prep Batch: 750519

Lab Sample ID	Client Sample ID	Prep Type	Matrix	Method	Prep Batch
410-258338-4 - RE	2512161210	Total/NA	Water	3511	
MB 410-750519/1-A	Method Blank	Total/NA	Water	3511	
LCS 410-750519/2-A	Lab Control Sample	Total/NA	Water	3511	

Prep Batch: 750523

Lab Sample ID	Client Sample ID	Prep Type	Matrix	Method	Prep Batch
410-258338-1 - RE	2512151700	Total/NA	Water	3511	
MB 410-750523/1-A	Method Blank	Total/NA	Water	3511	
LCS 410-750523/2-A	Lab Control Sample	Total/NA	Water	3511	
LCSD 410-750523/3-A	Lab Control Sample Dup	Total/NA	Water	3511	

GC/MS Semi VOA

Prep Batch: 750827

Lab Sample ID	Client Sample ID	Prep Type	Matrix	Method	Prep Batch
410-258338-3 - RE	2512161215	Total/NA	Solid	3546	
MB 410-750827/1-A	Method Blank	Total/NA	Solid	3546	
LCS 410-750827/2-A	Lab Control Sample	Total/NA	Solid	3546	

Analysis Batch: 750955

Lab Sample ID	Client Sample ID	Prep Type	Matrix	Method	Prep Batch
410-258338-4 - RE	2512161210	Total/NA	Water	8270E	750519
MB 410-750519/1-A	Method Blank	Total/NA	Water	8270E	750519

Analysis Batch: 750959

Lab Sample ID	Client Sample ID	Prep Type	Matrix	Method	Prep Batch
MB 410-750523/1-A	Method Blank	Total/NA	Water	8270E	750523
LCS 410-750523/2-A	Lab Control Sample	Total/NA	Water	8270E	750523
LCSD 410-750523/3-A	Lab Control Sample Dup	Total/NA	Water	8270E	750523

Analysis Batch: 751086

Lab Sample ID	Client Sample ID	Prep Type	Matrix	Method	Prep Batch
410-258338-1 - RE	2512151700	Total/NA	Water	8270E	750523

Analysis Batch: 751336

Lab Sample ID	Client Sample ID	Prep Type	Matrix	Method	Prep Batch
LCS 410-750519/2-A	Lab Control Sample	Total/NA	Water	8270E	750519

Analysis Batch: 751889

Lab Sample ID	Client Sample ID	Prep Type	Matrix	Method	Prep Batch
410-258338-3 - RE	2512161215	Total/NA	Solid	8270E	750827
MB 410-750827/1-A	Method Blank	Total/NA	Solid	8270E	750827
LCS 410-750827/2-A	Lab Control Sample	Total/NA	Solid	8270E	750827

Metals

Prep Batch: 747875

Lab Sample ID	Client Sample ID	Prep Type	Matrix	Method	Prep Batch
410-258338-4	2512161210	Total Recoverable	Water	3005A	
MB 410-747875/1-A	Method Blank	Total Recoverable	Water	3005A	
LCS 410-747875/2-A	Lab Control Sample	Total Recoverable	Water	3005A	
LCSD 410-747875/3-A	Lab Control Sample Dup	Total Recoverable	Water	3005A	

Analysis Batch: 748534

Lab Sample ID	Client Sample ID	Prep Type	Matrix	Method	Prep Batch
410-258338-4	2512161210	Total Recoverable	Water	6020B	747875
MB 410-747875/1-A	Method Blank	Total Recoverable	Water	6020B	747875
LCS 410-747875/2-A	Lab Control Sample	Total Recoverable	Water	6020B	747875
LCSD 410-747875/3-A	Lab Control Sample Dup	Total Recoverable	Water	6020B	747875

Prep Batch: 748598

Lab Sample ID	Client Sample ID	Prep Type	Matrix	Method	Prep Batch
410-258338-4	2512161210	Total/NA	Water	7470A	
MB 410-748598/1-A	Method Blank	Total/NA	Water	7470A	
LCS 410-748598/2-A	Lab Control Sample	Total/NA	Water	7470A	

Metals

Analysis Batch: 749221

Lab Sample ID	Client Sample ID	Prep Type	Matrix	Method	Prep Batch
410-258338-4	2512161210	Total/NA	Water	7470A	748598
MB 410-748598/1-A	Method Blank	Total/NA	Water	7470A	748598
LCS 410-748598/2-A	Lab Control Sample	Total/NA	Water	7470A	748598

Prep Batch: 749274

Lab Sample ID	Client Sample ID	Prep Type	Matrix	Method	Prep Batch
410-258338-1	2512151700	Total/NA	Water	7470A	
MB 410-749274/1-A	Method Blank	Total/NA	Water	7470A	
LCS 410-749274/2-A	Lab Control Sample	Total/NA	Water	7470A	

Prep Batch: 749593

Lab Sample ID	Client Sample ID	Prep Type	Matrix	Method	Prep Batch
410-258338-2	2512151705	Total/NA	Solid	3050B	
410-258338-3	2512161215	Total/NA	Solid	3050B	
MB 410-749593/1-A	Method Blank	Total/NA	Solid	3050B	
LCS 410-749593/2-A	Lab Control Sample	Total/NA	Solid	3050B	

Prep Batch: 749758

Lab Sample ID	Client Sample ID	Prep Type	Matrix	Method	Prep Batch
410-258338-1	2512151700	Total Recoverable	Water	3005A	
MB 410-749758/1-A	Method Blank	Total Recoverable	Water	3005A	
LCS 410-749758/2-A	Lab Control Sample	Total Recoverable	Water	3005A	

Prep Batch: 749795

Lab Sample ID	Client Sample ID	Prep Type	Matrix	Method	Prep Batch
410-258338-2	2512151705	Total/NA	Solid	7471B	
410-258338-3	2512161215	Total/NA	Solid	7471B	
MB 410-749795/1-A	Method Blank	Total/NA	Solid	7471B	
LCS 410-749795/2-A	Lab Control Sample	Total/NA	Solid	7471B	

Analysis Batch: 750327

Lab Sample ID	Client Sample ID	Prep Type	Matrix	Method	Prep Batch
410-258338-1	2512151700	Total/NA	Water	7470A	749274
MB 410-749274/1-A	Method Blank	Total/NA	Water	7470A	749274
LCS 410-749274/2-A	Lab Control Sample	Total/NA	Water	7470A	749274

Analysis Batch: 751091

Lab Sample ID	Client Sample ID	Prep Type	Matrix	Method	Prep Batch
410-258338-2	2512151705	Total/NA	Solid	7471B	749795
410-258338-3	2512161215	Total/NA	Solid	7471B	749795
MB 410-749795/1-A	Method Blank	Total/NA	Solid	7471B	749795
LCS 410-749795/2-A	Lab Control Sample	Total/NA	Solid	7471B	749795

Analysis Batch: 751587

Lab Sample ID	Client Sample ID	Prep Type	Matrix	Method	Prep Batch
410-258338-2	2512151705	Total/NA	Solid	6020B	749593
410-258338-2	2512151705	Total/NA	Solid	6020B	749593
410-258338-3	2512161215	Total/NA	Solid	6020B	749593
MB 410-749593/1-A	Method Blank	Total/NA	Solid	6020B	749593
LCS 410-749593/2-A	Lab Control Sample	Total/NA	Solid	6020B	749593

QC Association Summary

Client: Tetra Tech Inc
Project/Site: White Sands Test Facility, NM

Job ID: 410-258338-1

Metals

Analysis Batch: 752893

Lab Sample ID	Client Sample ID	Prep Type	Matrix	Method	Prep Batch
410-258338-1	2512151700	Total Recoverable	Water	6020B	749758
MB 410-749758/1-A	Method Blank	Total Recoverable	Water	6020B	749758
LCS 410-749758/2-A	Lab Control Sample	Total Recoverable	Water	6020B	749758

General Chemistry

Analysis Batch: 748619

Lab Sample ID	Client Sample ID	Prep Type	Matrix	Method	Prep Batch
410-258338-2	2512151705	Total/NA	Solid	Moisture	

Analysis Batch: 752097

Lab Sample ID	Client Sample ID	Prep Type	Matrix	Method	Prep Batch
410-258338-3	2512161215	Total/NA	Solid	Moisture	

Lab Chronicle

Client: Tetra Tech Inc
Project/Site: White Sands Test Facility, NM

Job ID: 410-258338-1

Client Sample ID: 2512151700
Date Collected: 12/15/25 17:00
Date Received: 12/18/25 10:20

Lab Sample ID: 410-258338-1
Matrix: Water

Prep Type	Batch Type	Batch Method	Run	Dilution Factor	Batch Number	Analyst	Lab	Prepared or Analyzed
Total/NA	Analysis	8260D		1	749569	TQ4J	ELLE	12/29/25 12:17
Total/NA	Prep	3511			748056	L2FU	ELLE	12/22/25 16:56
Total/NA	Analysis	8270E		1	749627	W6ZA	ELLE	12/29/25 18:02
Total/NA	Prep	3511	RE		750523	L2FU	ELLE	12/30/25 14:51
Total/NA	Analysis	8270E	RE	1	751086	SJ89	ELLE	01/01/26 05:43
Total Recoverable	Prep	3005A			749758	RFN5	ELLE	01/05/26 09:01
Total Recoverable	Analysis	6020B		1	752893	I9IN	ELLE	01/06/26 20:33
Total/NA	Prep	7470A			749274	RFN5	ELLE	12/29/25 11:15
Total/NA	Analysis	7470A		1	750327	X3ZX	ELLE	12/30/25 08:26

Client Sample ID: 2512151705
Date Collected: 12/15/25 17:05
Date Received: 12/18/25 10:20

Lab Sample ID: 410-258338-2
Matrix: Solid

Prep Type	Batch Type	Batch Method	Run	Dilution Factor	Batch Number	Analyst	Lab	Prepared or Analyzed
Total/NA	Analysis	Moisture		1	748619	VGDO	ELLE	12/23/25 15:08

Client Sample ID: 2512151705
Date Collected: 12/15/25 17:05
Date Received: 12/18/25 10:20

Lab Sample ID: 410-258338-2
Matrix: Solid
Percent Solids: 90.2

Prep Type	Batch Type	Batch Method	Run	Dilution Factor	Batch Number	Analyst	Lab	Prepared or Analyzed
Total/NA	Prep	5035			747610	H4VV	ELLE	12/22/25 08:47
Total/NA	Analysis	8260D		50	749509	Z6YX	ELLE	12/29/25 01:55
Total/NA	Prep	3546			748397	CF3Y	ELLE	12/23/25 10:06
Total/NA	Analysis	8270E		1	749685	TV9N	ELLE	12/29/25 11:27
Total/NA	Prep	3050B			749593	UJL8	ELLE	12/30/25 08:00
Total/NA	Analysis	6020B		2	751587	F7JF	ELLE	01/02/26 11:11
Total/NA	Prep	3050B			749593	UJL8	ELLE	12/30/25 08:00
Total/NA	Analysis	6020B		10	751587	F7JF	ELLE	01/02/26 12:12
Total/NA	Prep	7471B			749795	HNC4	ELLE	12/31/25 10:20
Total/NA	Analysis	7471B		1	751091	X3ZX	ELLE	12/31/25 12:38

Client Sample ID: 2512161215
Date Collected: 12/16/25 12:15
Date Received: 12/18/25 10:20

Lab Sample ID: 410-258338-3
Matrix: Solid

Prep Type	Batch Type	Batch Method	Run	Dilution Factor	Batch Number	Analyst	Lab	Prepared or Analyzed
Total/NA	Analysis	Moisture		1	752097	E5GC	ELLE	01/05/26 07:53

Lab Chronicle

Client: Tetra Tech Inc
Project/Site: White Sands Test Facility, NM

Job ID: 410-258338-1

Client Sample ID: 2512161215

Lab Sample ID: 410-258338-3

Date Collected: 12/16/25 12:15
Matrix: Solid
Date Received: 12/18/25 10:20
Percent Solids: 81.8

Prep Type	Batch Type	Batch Method	Run	Dilution Factor	Batch Number	Analyst	Lab	Prepared or Analyzed
Total/NA	Prep	5035			747609	H4VV	ELLE	12/22/25 08:43
Total/NA	Analysis	8260D		1	748773	ULCP	ELLE	12/23/25 23:25
Total/NA	Prep	3546	RE		750827	CF3Y	ELLE	12/31/25 09:45
Total/NA	Analysis	8270E	RE	1	751889	W6ZA	ELLE	01/05/26 17:21
Total/NA	Prep	3546			748786	ED6W	ELLE	12/23/25 16:50
Total/NA	Analysis	8270E		1	749685	TV9N	ELLE	12/29/25 11:51
Total/NA	Prep	3050B			749593	UJL8	ELLE	12/30/25 08:00
Total/NA	Analysis	6020B		2	751587	F7JF	ELLE	01/02/26 11:08
Total/NA	Prep	7471B			749795	HNC4	ELLE	12/31/25 10:20
Total/NA	Analysis	7471B		1	751091	X3ZX	ELLE	12/31/25 12:36

Client Sample ID: 2512161210

Lab Sample ID: 410-258338-4

Date Collected: 12/16/25 12:10
Matrix: Water
Date Received: 12/18/25 10:20

Prep Type	Batch Type	Batch Method	Run	Dilution Factor	Batch Number	Analyst	Lab	Prepared or Analyzed
Total/NA	Analysis	8260D		1	750058	JS6E	ELLE	12/30/25 01:00
Total/NA	Prep	3511			748056	L2FU	ELLE	12/22/25 16:56
Total/NA	Analysis	8270E		1	749627	W6ZA	ELLE	12/29/25 18:31
Total/NA	Prep	3511	RE		750519	L2FU	ELLE	12/30/25 14:48
Total/NA	Analysis	8270E	RE	1	750955	SJ89	ELLE	12/31/25 16:27
Total Recoverable	Prep	3005A			747875	UAMX	ELLE	12/22/25 20:15
Total Recoverable	Analysis	6020B		1	748534	F7JF	ELLE	12/23/25 10:46
Total/NA	Prep	7470A			748598	UJL8	ELLE	12/26/25 04:43
Total/NA	Analysis	7470A		1	749221	IJ3I	ELLE	12/26/25 13:04

Client Sample ID: TB2

Lab Sample ID: 410-258338-5

Date Collected: 12/15/25 00:00
Matrix: Water
Date Received: 12/18/25 10:20

Prep Type	Batch Type	Batch Method	Run	Dilution Factor	Batch Number	Analyst	Lab	Prepared or Analyzed
Total/NA	Analysis	8260D		1	749339	ULCP	ELLE	12/27/25 10:37

Client Sample ID: TB1

Lab Sample ID: 410-258338-6

Date Collected: 12/15/25 00:00
Matrix: Water
Date Received: 12/18/25 10:20

Prep Type	Batch Type	Batch Method	Run	Dilution Factor	Batch Number	Analyst	Lab	Prepared or Analyzed
Total/NA	Analysis	8260D		1	749339	ULCP	ELLE	12/27/25 10:59

Lab Chronicle

Client: Tetra Tech Inc
Job ID: 410-258338-1
Project/Site: White Sands Test Facility, NM

Client Sample ID: TB3
Lab Sample ID: 410-258338-7
Date Collected: 12/15/25 00:00
Matrix: Water
Date Received: 12/18/25 10:20

Prep Type	Batch Type	Batch Method	Run	Dilution Factor	Batch Number	Analyst	Lab	Prepared or Analyzed
Total/NA	Analysis	8260D		1	749339	ULCP	ELLE	12/27/25 11:22

Client Sample ID: TB4
Lab Sample ID: 410-258338-8
Date Collected: 12/15/25 00:00
Matrix: Water
Date Received: 12/18/25 10:20

Prep Type	Batch Type	Batch Method	Run	Dilution Factor	Batch Number	Analyst	Lab	Prepared or Analyzed
Total/NA	Analysis	8260D		1	749339	ULCP	ELLE	12/27/25 11:44

Laboratory References:

ELLE = Eurofins Lancaster Laboratories Environment Testing, LLC, 2425 New Holland Pike, Lancaster, PA 17601, TEL (717)656-2300

Accreditation/Certification Summary

Client: Tetra Tech Inc
Job ID: 410-258338-1
Project/Site: White Sands Test Facility, NM

Laboratory: Eurofins Lancaster Laboratories Environment Testing, LLC

Unless otherwise noted, all analytes for this laboratory were covered under each accreditation/certification below.

Authority	Program	Identification Number	Expiration Date
A2LA	Dept. of Defense ELAP	0001.01	11-30-26

The following analytes are included in this report, but the laboratory is not certified by the governing authority. This list may include analytes for which the agency does not offer certification.

Analysis Method	Prep Method	Matrix	Analyte
Moisture		Solid	Percent Moisture

Pennsylvania	NELAP	36-00037	01-31-26

The following analytes are included in this report, but the laboratory is not certified by the governing authority. This list may include analytes for which the agency does not offer certification.

Analysis Method	Prep Method	Matrix	Analyte
Moisture		Solid	Percent Moisture

Method Summary

Client: Tetra Tech Inc
Project/Site: White Sands Test Facility, NM

Job ID: 410-258338-1

Method	Method Description	Protocol	Laboratory
8260D	Volatile Organic Compounds (GC/MS)	SW846	ELLE
8270E	Semivolatile Organic Compounds (GC-MS/MS)	SW846	ELLE
8270E	Semivolatile Organic Compounds (GC/MS)	SW846	ELLE
6020B	Metals (ICP/MS)	SW846	ELLE
7470A	Mercury (CVAA)	SW846	ELLE
7471B	Mercury (CVAA)	SW846	ELLE
Moisture	Percent Moisture	EPA	ELLE
3005A	Preparation, Total Recoverable or Dissolved Metals	SW846	ELLE
3050B	Preparation, Metals	SW846	ELLE
3511	Microextraction of Organic Compounds	SW846	ELLE
3546	Microwave Extraction	SW846	ELLE
5030C	Purge and Trap	SW846	ELLE
5035	Closed System Purge and Trap	SW846	ELLE
7470A	Preparation, Mercury	SW846	ELLE
7471B	Preparation, Mercury	SW846	ELLE

Protocol References:

EPA = US Environmental Protection Agency

SW846 = "Test Methods For Evaluating Solid Waste, Physical/Chemical Methods", Third Edition, November 1986 And Its Updates.

Laboratory References:

ELLE = Eurofins Lancaster Laboratories Environment Testing, LLC, 2425 New Holland Pike, Lancaster, PA 17601, TEL (717)656-2300

Sample Summary

Client: Tetra Tech Inc
Project/Site: White Sands Test Facility, NM

Job ID: 410-258338-1

Lab Sample ID	Client Sample ID	Matrix	Collected	Received	Sample Origin
410-258338-1	2512151700	Water	12/15/25 17:00	12/18/25 10:20	New Mexico
410-258338-2	2512151705	Solid	12/15/25 17:05	12/18/25 10:20	New Mexico
410-258338-3	2512161215	Solid	12/16/25 12:15	12/18/25 10:20	New Mexico
410-258338-4	2512161210	Water	12/16/25 12:10	12/18/25 10:20	New Mexico
410-258338-5	TB2	Water	12/15/25 00:00	12/18/25 10:20	New Mexico
410-258338-6	TB1	Water	12/15/25 00:00	12/18/25 10:20	New Mexico
410-258338-7	TB3	Water	12/15/25 00:00	12/18/25 10:20	New Mexico
410-258338-8	TB4	Water	12/15/25 00:00	12/18/25 10:20	New Mexico

Eurofins Lancaster Laboratories Environme

2425 New Holland Pike
Lancaster, PA 17601
Phone: 717-656-2300 Fax: 717-656-2681

Chain of Cu

410-258338 Chain of Custody

eurofins | Environment Testing

Client Information	Sampler: GA, BS	Carrier Tracking No(s):	COC No: 410-173387-48675.1
Client Contact: ~~Grace Ashmore~~ Sarah Domphousse	Phone: 631-220-9227	Stephen.Gordon@et.eurofinsus.com	Page: Page 1 of 1
Company: Tetra Tech Inc	PWSID:	Date of Origin: NM	Job #:
Address: ~~1230 Columbia Street Suite 1000~~ 400 Penn Center Blvd, Suite 700	Due Date Requested: Standard		
City: ~~San Diego~~ Pittsburgh	TAT Requested (days): Standard		
State, Zip: ~~CA 92101~~ PA, 15235	Compliance Project: Δ Yes Δ No		
Phone: ~~631-220-9227~~ 401-808-1414	PO #: 1223283		
Email: ~~Grace.Ashmore@tetratech.com~~ sarah.domphousse@tetratech.com	WO #:		
Project Name: White Sands Test Facility, NM	Project #: 41028206		
Site: 600C-400-GW	SSOW#:		

Analysis Requested

Preservation Codes:
F - MeOH
N - None
A - HCL
D - HNO3

2512151700 - 6 containers
2512151705 - 5 containers

Other:

Sample Identification	Sample Date	Sample Time	Sample Type (C=comp, G=grab)	Matrix (W=water, S=solid, O=waste/oil, BT=Tissue, A=Air, DW=Drinking Water)	Field Filtered Sample (Yes or No)	Perform MS/MSD (Yes or No)	8260D_DOD6 - TCL 4.3 VOCs	6020B_DOD6, 7471B_DOD6, 8270E_DOD6, Moisture	8260D_DOD6 - (MOD) TCL 4.3	8270E_QQQ_DOD6 - TCL 4.3 SVOCs +NDMA	6020B_DOD6, 7470A_DOD6	Total Number of containers	Special Instructions/Note:
Preservation Code:							F	N	A	N	D		
2512151700	12/15/25	1700	G	~~Solid~~ Water	N	N			X	X	X		600C-004-GW 515 ft bgs
~~2512151705~~ 2512151705	12/15/25	1705	G	Solid	N	N	X	X					600C-004-GW 515 ft bgs
2512161215	12/16/25	1215	G	Solid	N	N	X	X					600C-004-GW 560 ft bgs
2512161210	12/16/25	1210	G	Water	N	N			X	X	X		600C-004-GW 560 ft bgs
TB2	~~12/~~			Water	N	N							TB2 = Trip Blank #2
TB1				Water	N	N							TB1 = Trip Blank #1
TB3				Water	N	N							TB3 = Trip Blank #3
TB4				Water	N	N							TB4 = Trip Blank #4
				Water									

Possible Hazard Identification
☐ ~~Non-Hazard~~ ☐ Flammable ☐ Skin Irritant ☐ Poison B ☐ Unknown ☐ Radiological

Sample Disposal (A fee may be assessed if samples are retained longer than 1 month)
☐ Return To Client ☐ Disposal By Lab ☐ Archive For _____ Months

Deliverable Requested: I, II, III, IV, Other (specify)

Special Instructions/QC Requirements:

Empty Kit Relinquished by:	Date:	Time:	Method of Shipment:

	Relinquished by:	Date/Time:	Company	Received by:	Date/Time:	Company
1	Ben Soiderman	12/17/25 1400	Tetra Tech	Fedex	12/17/25 1400	~~Tetra Tech~~
2	Relinquished by:	Date/Time:	Company	Received by:	Date/Time:	Company: Fedex
3	Relinquished by:	Date/Time:	Company	Received by:	Date/Time:	Company

Custody Seals Intact: ☐ Yes Δ No | Custody Seal No.:

Cooler Temperature(s) °C and Other Remarks: R: 0.8-2.0 C: 0.8-2.0

Ver: 10/10/2024

Login Sample Receipt Checklist

Client: Tetra Tech Inc

Job Number: 410-258338-1

Login Number: 258338
List Number: 1
Creator: Fuehrer, Stephanie

List Source: Eurofins Lancaster Laboratories Environment Testing, LLC

Question	Answer	Comment
The cooler's custody seal is intact.	True	
The cooler or samples do not appear to have been compromised or tampered with.	True	
Samples were received on ice.	True	
Cooler Temperature acceptable,where thermal pres is required(</=6C, not frozen).	True	
Cooler Temperature is recorded.	True	
WV:Container Temp acceptable,where thermal pres is required (</=6C, not frozen).	N/A	
WV: Container Temperature is recorded.	N/A	
COC is present.	True	
COC is filled out in ink and legible.	True	
COC is filled out with all pertinent information.	False	Analysis listed on COC; individual samples not designated for specific analyses.
There are no discrepancies between the containers received and the COC.	True	
Sample containers have legible labels.	True	
Containers are not broken or leaking.	True	
Sample collection date/times are provided.	True	
Appropriate sample containers are used.	True	
Sample bottles are completely filled.	True	
There is sufficient vol. for all requested analyses.	True	
Is the Field Sampler's name present on COC?	True	
Sample custody seals are intact.	True	
VOA sample vials do not have headspace >6mm in diameter (none, if from WV)?	True	

Sample Preservation Checks (performed by the laboratory)

Question	Answer	Comment
Did the sample containers checked meet expected preservation conditions?	False	Refer to Job Narrative for details.

eurofins | Environment Testing

ANALYTICAL REPORT

PREPARED FOR

Attn: Sarah Damphousse
Tetra Tech Inc
661 ANdersen Drive
Foster Plaza 7
Suite 200
Pittsburgh, Pennsylvania 15220

Generated 1/7/2026 9:19:17 AM

JOB DESCRIPTION

White Sands Test Facility, NM

JOB NUMBER

410-258346-1

Eurofins Lancaster Laboratories Environment Testing, LLC
2425 New Holland Pike
Lancaster PA 17601

See page two for job notes and contact information.

Job Notes

This report may not be reproduced except in full, and with written approval from the laboratory. The results relate only to the samples tested. For questions please contact the Project Manager at the e-mail address or telephone number listed on this page.

Analytical test results meet all requirements of the associated regulatory program (i.e., NELAC (TNI), DoD, and ISO 17025) unless otherwise noted under the individual analysis.

Authorization



Generated
1/7/2026 9:19:17 AM

Authorized for release by
Stephen Gordon, Senior Project Manager
Stephen.Gordon@et.eurofinsus.com
(412)525-0071

Compliance Statement

Analytical test results meet all requirements of the associated regulatory program (e.g., NELAC (TNI), DoD, and ISO 17025) unless otherwise noted under the individual analysis. Data qualifiers are applied to note exceptions. Noncompliant quality control (QC) is further explained in narrative comments.
· QC results that exceed the upper limits and are associated with non-detect samples are qualified but further narration is not required since the bias is high and does not change a non-detect result. Further narration is also not required with QC blank detection when the associated sample concentration is non-detect or more than ten times the level in the blank.
· Matrix QC may not be reported if insufficient sample or site-specific QC samples were not submitted. In these situations, to demonstrate precision and accuracy at a batch level, a LCS/LCSD is performed, unless otherwise specified in the method.
· Surrogate and/or isotope dilution analyte recoveries (if applicable) which are outside of the QC window are confirmed unless attributed to a dilution or otherwise noted in the narrative.
Regulated compliance samples (e.g. SDWA, NPDES) must comply with the associated agency requirements/permits.

Measurement uncertainty values, as applicable, are available upon request.

Test results relate only to the sample tested. Clients should be aware that a critical step in a chemical or microbiological analysis is the collection of the sample. Unless the sample analyzed is truly representative of the bulk of material involved, the test results will be meaningless. If you have questions regarding the proper techniques of collecting samples, please contact us. We cannot be held responsible for sample integrity, however, unless sampling has been performed by a member of our staff. Times are local to the area of activity. Parameters listed in the 40 CFR Part 136 Table II as "analyze immediately" and tested in the laboratory are not performed within 15 minutes of collection.

This report shall not be reproduced except in full, without the written approval of the laboratory.

WARRANTY AND LIMITS OF LIABILITY - In accepting analytical work, we warrant the accuracy of test results for the sample as submitted. The foregoing express warranty is exclusive and is given in lieu of all other warranties, expressed or implied, except as otherwise agreed. We disclaim any other warranties, expressed or implied, including a warranty of fitness for particular purpose and warranty of merchantability. In no event shall Eurofins Lancaster Laboratories Environmental, LLC be liable for indirect, special, consequential, or incidental damages including, but not limited to, damages for loss of profit or goodwill regardless of (A) the negligence (either sole or concurrent) of Eurofins Lancaster Laboratories Environmental and (B) whether Eurofins Lancaster Laboratories Environmental has been informed of the possibility of such damages. We accept no legal responsibility for the purposes for which the client uses the test results. Except as otherwise agreed, no purchase order or other order for work shall be accepted by Eurofins Lancaster Laboratories Environmental which includes any conditions that vary from the Standard Terms and Conditions, and Eurofins Lancaster Laboratories Environmental hereby objects to any conflicting terms contained in any acceptance or order submitted by client.



Table of Contents

Cover Page 1
Table of Contents 4
Definitions/Glossary 5
Case Narrative 7
Detection Summary 9
Client Sample Results 10
Surrogate Summary 13
QC Sample Results 16
QC Association Summary 25
Lab Chronicle 29
Certification Summary 31
Method Summary 32
Sample Summary 33
Chain of Custody 34
Receipt Checklists 35

Definitions/Glossary

Client: Tetra Tech Inc
Job ID: 410-258346-1
Project/Site: White Sands Test Facility, NM

Qualifiers

GC/MS VOA

Qualifier	Qualifier Description
D	The reported value is from a dilution.
H	Sample was prepped or analyzed beyond the specified holding time. This does not meet regulatory requirements.
M	Manual integrated compound.

GC/MS Semi VOA

Qualifier	Qualifier Description
*-	LCS and/or LCSD is outside acceptance limits, low biased.
*1	LCS/LCSD RPD exceeds control limits.
cn	Refer to Case Narrative for further detail
M	Manual integrated compound.
S1-	Surrogate recovery exceeds control limits, low biased.

GC Semi VOA

Qualifier	Qualifier Description
J	Result is less than the RL but greater than or equal to the MDL and the concentration is an approximate value.
M	Manual integrated compound.

Metals

Qualifier	Qualifier Description
B	Blank contamination: The analyte was detected above one-half the reporting limit in an associated blank.
cn	Refer to Case Narrative for further detail
J	Result is less than the RL but greater than or equal to the MDL and the concentration is an approximate value.

General Chemistry

Qualifier	Qualifier Description
HF	Parameter with a holding time of 15 minutes. Test performed by laboratory at client's request. Sample was analyzed outside of hold time.

Glossary

Abbreviation	These commonly used abbreviations may or may not be present in this report.
☼	Listed under the "D" column to designate that the result is reported on a dry weight basis
%R	Percent Recovery
CFL	Contains Free Liquid
CFU	Colony Forming Unit
CNF	Contains No Free Liquid
DER	Duplicate Error Ratio (normalized absolute difference)
Dil Fac	Dilution Factor
DL	Detection Limit (DoD/DOE)
DL, RA, RE, IN	Indicates a Dilution, Re-analysis, Re-extraction, or additional Initial metals/anion analysis of the sample
DLC	Decision Level Concentration (Radiochemistry)
EDL	Estimated Detection Limit (Dioxin)
LOD	Limit of Detection (DoD/DOE)
LOQ	Limit of Quantitation (DoD/DOE)
MCL	EPA recommended "Maximum Contaminant Level"
MDA	Minimum Detectable Activity (Radiochemistry)
MDC	Minimum Detectable Concentration (Radiochemistry)
MDL	Method Detection Limit
ML	Minimum Level (Dioxin)
MPN	Most Probable Number
MQL	Method Quantitation Limit
NC	Not Calculated
ND	Not Detected at the reporting limit (or MDL or EDL if shown)
NEG	Negative / Absent
POS	Positive / Present
PQL	Practical Quantitation Limit
PRES	Presumptive

Glossary (Continued)

Abbreviation	These commonly used abbreviations may or may not be present in this report.
QC	Quality Control
RER	Relative Error Ratio (Radiochemistry)
RL	Reporting Limit or Requested Limit (Radiochemistry)
RPD	Relative Percent Difference, a measure of the relative difference between two points
TEF	Toxicity Equivalent Factor (Dioxin)
TEQ	Toxicity Equivalent Quotient (Dioxin)
TNTC	Too Numerous To Count

Job Narrative
410-258346-1

The analytical test results presented in this report meet all requirements of the associated regulatory program listed on the Accreditation/Certification Summary Page, unless otherwise noted. Data qualifiers and/or narrative comments are included to explain any exceptions, if applicable. Regulated compliance samples (e.g. SDWA, NPDES) must comply with associated agency requirements/permits.

- Matrix-specific batch QC (e.g., MS, MSD, SD) may not be reported when insufficient sample volume is available or when site-specific QC samples are not submitted. In such cases, a Laboratory Control Sample Duplicate (LCSD) may be analyzed to provide precision data for the batch.
- For samples analyzed using surrogate and/or isotope dilution analytes, any recoveries falling outside of established acceptance criteria are re-prepared and/or re-analyzed to confirm results, unless the deviation is due to sample dilution or otherwise explained in the case narrative.

Receipt
The samples were received on 12/18/2025 10:20 AM. Unless otherwise noted below, the samples arrived in good condition, and, where required, properly preserved and on ice. The temperature of the cooler at receipt time was 4.8°C.

Receipt Exceptions
The Chain-of-Custody (COC) was incomplete as received. The COC is missing Number of containers per sample. This does not meet regulatory requirements.

GC/MS VOA
Method 8260D_DOD6 - TCLP: The following sample(s) was prepared outside of preparation holding time due to method activation past hold expiration. : 2512161225 (410-258346-2).

No additional analytical or quality issues were noted, other than those described above or in the Definitions/ Glossary page.

GC/MS Semi VOA
Method 8270E_DOD6 - TCLP: The surrogate recoveries for the blank associated with preparation batch 410-747762 and 410-750612 and analytical batch 410-751015 were outside the lower control limits. No target analytes were detected in the associated sample.
2512161220 (410-258346-1)

Method 8270E_DOD6 - TCLP: The laboratory control sample duplicate (LCSD) for preparation batch 410-747762 and 410-749037 and analytical batch 410-749740 recovered low outside control limits for the following analytes: 2,4,5-Trichlorophenol, 2,4,6-Trichlorophenol, 2,4,6-Tribromophenol (Surr) and Pentachlorophenol. The associated sample(s) was re-prepared and/or re-analyzed outside holding time. Both trials have been reported.

Method 8270E_DOD6 - TCLP: The surrogate recovery for the Method Blank (MB) associated with preparation batch 410-750231 and 410-752234 and analytical batch 410-752396 was outside the lower control limits. The MB and sample were non-detect for all target analytes; therefore, the data have been reported. 2512161225 (410-258346-2)

No additional analytical or quality issues were noted, other than those described above or in the Definitions/ Glossary page.

Hydrocarbons
No additional analytical or quality issues were noted, other than those described above or in the Definitions/ Glossary page.

Metals
Method 6020B_DOD6 - TCLP: The TCLP leachate blank for batch 410-750231 contained Barium above the method detection limit (MDL) and below the reporting limit (RL). This target analyte concentration was less than the TCLP Regulatory Limit. The associated samples were also below the TCLP Regulatory Limit for this analyte; therefore, re-extraction was not performed.

No additional analytical or quality issues were noted, other than those described above or in the Definitions/ Glossary page.

General Chemistry
No additional analytical or quality issues were noted, other than those described above or in the Definitions/ Glossary page.

Detection Summary

Client: Tetra Tech Inc
Project/Site: White Sands Test Facility, NM

Job ID: 410-258346-1

Client Sample ID: 2512161220 — Lab Sample ID: 410-258346-1

Analyte	Result	Qualifier	LOQ	LOD	DL	Unit	Dil Fac	D	Method	Prep Type
>C12-C28	0.89	J	1.8	1.2	0.67	mg/L	1		TX 1005	Total/NA
C6-C35 Summary	0.89	J	1.8	1.2	0.67	mg/L	1		TX 1005	Total/NA
Barium	0.0199	J	0.0200	0.0160	0.00746	mg/L	1		6020B	TCLP
Flashpoint	>201		50.0	50.0	50.0	Degrees F	1		1010B	Total/NA
pH	7.8	HF	0.01	0.01	0.01	S.U.	1		9040C	Total/NA
Temperature	21.6	HF	0.01	0.01	0.01	Degrees C	1		9040C	Total/NA
Corrosivity	no	HF	0.01	0.01	0.01	NONE	1		9040C	Total/NA

Client Sample ID: 2512161225 — Lab Sample ID: 410-258346-2

Analyte	Result	Qualifier	LOQ	LOD	DL	Unit	Dil Fac	D	Method	Prep Type
Barium	0.684	B cn	0.0200	0.0160	0.00746	mg/L	1		6020B	TCLP

This Detection Summary does not include radiochemical test results.

Client Sample ID: 2512161220

Date Collected: 12/16/25 12:20
Date Received: 12/18/25 10:20

Lab Sample ID: 410-258346-1

Matrix: Water

Method: SW846 8260D - Volatile Organic Compounds (GC/MS) - TCLP

Analyte	Result	Qualifier	LOQ	LOD	DL	Unit	D	Analyzed	Dil Fac
Benzene	<0.012		0.020	0.012	0.0060	mg/L		01/05/26 17:14	20
Carbon tetrachloride	<0.012		0.020	0.012	0.0060	mg/L		01/05/26 17:14	20
Chlorobenzene	<0.012		0.020	0.012	0.0060	mg/L		01/05/26 17:14	20
Chloroform	<0.012		0.020	0.012	0.0060	mg/L		01/05/26 17:14	20
1,2-Dichloroethane	<0.012		0.020	0.012	0.0060	mg/L		01/05/26 17:14	20
1,1-Dichloroethene	<0.012		0.020	0.012	0.0060	mg/L		01/05/26 17:14	20
2-Butanone (MEK)	<0.020		0.20	0.020	0.010	mg/L		01/05/26 17:14	20
Tetrachloroethene	<0.012		0.020	0.012	0.0060	mg/L		01/05/26 17:14	20
Trichloroethene	<0.012		0.020	0.012	0.0060	mg/L		01/05/26 17:14	20
Vinyl chloride	<0.012		0.020	0.012	0.0060	mg/L		01/05/26 17:14	20

Surrogate	*%Recovery*	*Qualifier*	*Limits*	*Prepared*	*Analyzed*	*Dil Fac*
1,2-Dichloroethane-d4 (Surr)	*107*		*81 - 118*		*01/05/26 17:14*	*20*
4-Bromofluorobenzene (Surr)	*94*		*85 - 114*		*01/05/26 17:14*	*20*
Dibromofluoromethane (Surr)	*113*		*80 - 119*		*01/05/26 17:14*	*20*
Toluene-d8 (Surr)	*93*		*89 - 112*		*01/05/26 17:14*	*20*

Method: SW846 8270E - Semivolatile Organic Compounds (GC/MS) - TCLP

Analyte	Result	Qualifier	LOQ	LOD	DL	Unit	D	Analyzed	Dil Fac
1,4-Dichlorobenzene	<0.0050	cn	0.010	0.0050	0.0025	mg/L		12/29/25 20:02	1
2,4,5-Trichlorophenol	<0.0050	*- *1 cn	0.010	0.0050	0.0025	mg/L		12/29/25 20:02	1
2,4,6-Trichlorophenol	<0.0050	*- *1 cn	0.010	0.0050	0.0025	mg/L		12/29/25 20:02	1
2,4-Dinitrotoluene	<0.010	cn	0.025	0.010	0.0050	mg/L		12/29/25 20:02	1
2-Methylphenol	<0.0050	cn	0.010	0.0050	0.0025	mg/L		12/29/25 20:02	1
3,4-Methylphenol	<0.0050	cn	0.010	0.0050	0.0025	mg/L		12/29/25 20:02	1
Hexachlorobenzene	<0.0011	cn	0.0025	0.0011	0.00055	mg/L		12/29/25 20:02	1
Hexachlorobutadiene	<0.0050	cn	0.010	0.0050	0.0025	mg/L		12/29/25 20:02	1
Hexachloroethane	<0.0050	cn	0.025	0.0050	0.0025	mg/L		12/29/25 20:02	1
Nitrobenzene	<0.0050	cn	0.010	0.0050	0.0025	mg/L		12/29/25 20:02	1
Pentachlorophenol	<0.020	*- *1 cn	0.025	0.020	0.0050	mg/L		12/29/25 20:02	1
Pyridine	<0.020	cn	0.025	0.020	0.010	mg/L		12/29/25 20:02	1

Surrogate	*%Recovery*	*Qualifier*	*Limits*	*Prepared*	*Analyzed*	*Dil Fac*
2,4,6-Tribromophenol (Surr)	*57*	*cn*	*43 - 140*	*12/26/25 07:55*	*12/29/25 20:02*	*1*
2-Fluorobiphenyl (Surr)	*91*	*cn*	*44 - 119*	*12/26/25 07:55*	*12/29/25 20:02*	*1*
2-Fluorophenol (Surr)	*42*	*cn*	*19 - 119*	*12/26/25 07:55*	*12/29/25 20:02*	*1*
Nitrobenzene-d5 (Surr)	*82*	*cn*	*44 - 120*	*12/26/25 07:55*	*12/29/25 20:02*	*1*
p-Terphenyl-d14 (Surr)	*116*	*cn*	*50 - 134*	*12/26/25 07:55*	*12/29/25 20:02*	*1*
Phenol-d5 (Surr)	*36*	*cn*	*10 - 120*	*12/26/25 07:55*	*12/29/25 20:02*	*1*

Method: TCEQ TX 1005 - Texas - Total Petroleum Hydrocarbon (GC)

Analyte	Result	Qualifier	LOQ	LOD	DL	Unit	D	Analyzed	Dil Fac
>C12-C28	**0.89**	**J**	1.8	1.2	0.67	mg/L		12/23/25 17:46	1
>C28-C35	<1.2		1.8	1.2	0.67	mg/L		12/23/25 17:46	1
C6-C12	<1.2		1.8	1.2	0.75	mg/L		12/23/25 17:46	1
C6-C35 Summary	**0.89**	**J**	1.8	1.2	0.67	mg/L		12/23/25 17:46	1
C6-C28 Summary	<3.3		3.4	3.3	1.6	mg/L		12/23/25 17:46	1

Surrogate	*%Recovery*	*Qualifier*	*Limits*	*Prepared*	*Analyzed*	*Dil Fac*
o- terphenyl (Surr)	*84*		*70 - 130*	*12/22/25 12:30*	*12/23/25 17:46*	*1*
Trifluorotoluene (Surr)	*88*		*70 - 130*	*12/22/25 12:30*	*12/23/25 17:46*	*1*

Client Sample ID: 2512161220

Date Collected: 12/16/25 12:20
Date Received: 12/18/25 10:20

Lab Sample ID: 410-258346-1

Matrix: Water

Method: SW846 6020B - Metals (ICP/MS) - TCLP

Analyte	Result	Qualifier	LOQ	LOD	DL	Unit	D	Analyzed	Dil Fac
Arsenic	<0.0170		0.0200	0.0170	0.00680	mg/L		01/02/26 21:32	1
Barium	**0.0199**	**J**	0.0200	0.0160	0.00746	mg/L		01/02/26 21:32	1
Cadmium	<0.00400		0.00500	0.00400	0.00151	mg/L		01/02/26 21:32	1
Chromium	<0.0110		0.0200	0.0110	0.00550	mg/L		01/02/26 21:32	1
Lead	<0.00240		0.00500	0.00240	0.00120	mg/L		01/02/26 21:32	1
Selenium	<0.00600		0.0100	0.00600	0.00278	mg/L		01/02/26 21:32	1
Silver	<0.00300		0.00500	0.00300	0.00100	mg/L		01/02/26 21:32	1

Method: SW846 7470A - Mercury (CVAA) - TCLP

Analyte	Result	Qualifier	LOQ	LOD	DL	Unit	D	Analyzed	Dil Fac
Mercury	<0.160		0.200	0.160	0.0870	ug/L		12/23/25 09:16	1

General Chemistry

Analyte	Result	Qualifier	LOQ	LOD	DL	Unit	D	Analyzed	Dil Fac
Flashpoint (SW846 1010B)	**>201**		50.0	50.0	50.0	Degrees F		01/06/26 08:14	1
pH (SW846 9040C)	**7.8**	**HF**	0.01	0.01	0.01	S.U.		01/06/26 17:44	1
Temperature (SW846 9040C)	**21.6**	**HF**	0.01	0.01	0.01	Degrees C		01/06/26 17:44	1
Corrosivity (SW846 9040C)	**no**	**HF**	0.01	0.01	0.01	NONE		01/06/26 17:44	1

Client Sample ID: 2512161225

Date Collected: 12/16/25 12:25
Date Received: 12/18/25 10:20

Lab Sample ID: 410-258346-2

Matrix: Solid

Method: SW846 8260D - Volatile Organic Compounds (GC/MS) - TCLP

Analyte	Result	Qualifier	LOQ	LOD	DL	Unit	D	Analyzed	Dil Fac
Benzene	<0.012	H	0.020	0.012	0.0060	mg/L		01/05/26 18:21	20
Carbon tetrachloride	<0.012	H	0.020	0.012	0.0060	mg/L		01/05/26 18:21	20
Chlorobenzene	<0.012	H	0.020	0.012	0.0060	mg/L		01/05/26 18:21	20
Chloroform	<0.012	H	0.020	0.012	0.0060	mg/L		01/05/26 18:21	20
1,2-Dichloroethane	<0.012	H	0.020	0.012	0.0060	mg/L		01/05/26 18:21	20
1,1-Dichloroethene	<0.012	M H	0.020	0.012	0.0060	mg/L		01/05/26 18:21	20
2-Butanone (MEK)	<0.020	M H	0.20	0.020	0.010	mg/L		01/05/26 18:21	20
Tetrachloroethene	<0.012	H	0.020	0.012	0.0060	mg/L		01/05/26 18:21	20
Trichloroethene	<0.012	H	0.020	0.012	0.0060	mg/L		01/05/26 18:21	20
Vinyl chloride	<0.012	H	0.020	0.012	0.0060	mg/L		01/05/26 18:21	20

Surrogate	*%Recovery*	*Qualifier*	*Limits*	*Prepared*	*Analyzed*	*Dil Fac*
1,2-Dichloroethane-d4 (Surr)	*100*		*81 - 118*		*01/05/26 18:21*	*20*
4-Bromofluorobenzene (Surr)	*98*		*85 - 114*		*01/05/26 18:21*	*20*
Dibromofluoromethane (Surr)	*99*		*80 - 119*		*01/05/26 18:21*	*20*
Toluene-d8 (Surr)	*98*		*89 - 112*		*01/05/26 18:21*	*20*

Method: SW846 8270E - Semivolatile Organic Compounds (GC/MS) - TCLP

Analyte	Result	Qualifier	LOQ	LOD	DL	Unit	D	Analyzed	Dil Fac
1,4-Dichlorobenzene	<0.0050	cn	0.010	0.0050	0.0025	mg/L		01/06/26 12:10	1
2,4,5-Trichlorophenol	<0.0050	cn	0.010	0.0050	0.0025	mg/L		01/06/26 12:10	1
2,4,6-Trichlorophenol	<0.0050	cn	0.010	0.0050	0.0025	mg/L		01/06/26 12:10	1
2,4-Dinitrotoluene	<0.010	cn	0.025	0.010	0.0050	mg/L		01/06/26 12:10	1
2-Methylphenol	<0.0050	cn	0.010	0.0050	0.0025	mg/L		01/06/26 12:10	1
3,4-Methylphenol	<0.0050	cn	0.010	0.0050	0.0025	mg/L		01/06/26 12:10	1
Hexachlorobenzene	<0.0011	cn	0.0025	0.0011	0.00055	mg/L		01/06/26 12:10	1

Client Sample ID: 2512161225
Lab Sample ID: 410-258346-2
Date Collected: 12/16/25 12:25
Matrix: Solid
Date Received: 12/18/25 10:20

Method: SW846 8270E - Semivolatile Organic Compounds (GC/MS) - TCLP (Continued)

Analyte	Result	Qualifier	LOQ	LOD	DL	Unit	D	Analyzed	Dil Fac
Hexachlorobutadiene	<0.0050	cn	0.010	0.0050	0.0025	mg/L		01/06/26 12:10	1
Hexachloroethane	<0.0050	cn	0.025	0.0050	0.0025	mg/L		01/06/26 12:10	1
Nitrobenzene	<0.0050	cn	0.010	0.0050	0.0025	mg/L		01/06/26 12:10	1
Pentachlorophenol	<0.020	M cn	0.025	0.020	0.0050	mg/L		01/06/26 12:10	1
Pyridine	<0.020	cn	0.025	0.020	0.010	mg/L		01/06/26 12:10	1

Surrogate	*%Recovery*	*Qualifier*	*Limits*	*Prepared*	*Analyzed*	*Dil Fac*
2,4,6-Tribromophenol (Surr)	*62*	*cn*	*43 - 140*	*01/05/26 16:50*	*01/06/26 12:10*	*1*
2-Fluorobiphenyl (Surr)	*72*	*cn*	*44 - 119*	*01/05/26 16:50*	*01/06/26 12:10*	*1*
2-Fluorophenol (Surr)	*39*	*cn*	*19 - 119*	*01/05/26 16:50*	*01/06/26 12:10*	*1*
Nitrobenzene-d5 (Surr)	*64*	*cn*	*44 - 120*	*01/05/26 16:50*	*01/06/26 12:10*	*1*
p-Terphenyl-d14 (Surr)	*94*	*cn*	*50 - 134*	*01/05/26 16:50*	*01/06/26 12:10*	*1*
Phenol-d5 (Surr)	*27*	*cn*	*10 - 120*	*01/05/26 16:50*	*01/06/26 12:10*	*1*

Method: SW846 6020B - Metals (ICP/MS) - TCLP

Analyte	Result	Qualifier	LOQ	LOD	DL	Unit	D	Analyzed	Dil Fac
Arsenic	<0.0170		0.0200	0.0170	0.00680	mg/L		01/05/26 13:53	1
Barium	**0.684**	**B cn**	0.0200	0.0160	0.00746	mg/L		01/05/26 13:53	1
Cadmium	<0.00400		0.00500	0.00400	0.00151	mg/L		01/05/26 13:53	1
Chromium	<0.0110		0.0200	0.0110	0.00550	mg/L		01/05/26 13:53	1
Lead	<0.00240		0.00500	0.00240	0.00120	mg/L		01/05/26 13:53	1
Selenium	<0.00600		0.0100	0.00600	0.00278	mg/L		01/05/26 13:53	1
Silver	<0.00300		0.00500	0.00300	0.00100	mg/L		01/05/26 13:53	1

Method: SW846 7470A - Mercury (CVAA) - TCLP

Analyte	Result	Qualifier	LOQ	LOD	DL	Unit	D	Analyzed	Dil Fac
Mercury	<0.160		0.200	0.160	0.0870	ug/L		01/05/26 07:58	1

General Chemistry

Analyte	Result	Qualifier	LOQ	LOD	DL	Unit	D	Analyzed	Dil Fac
Percent Moisture (EPA Moisture)	**10.2**		1.0		1.0	%		12/23/25 15:08	1

Client Sample ID: 2512161225
Lab Sample ID: 410-258346-2
Date Collected: 12/16/25 12:25
Matrix: Solid
Date Received: 12/18/25 10:20
Percent Solids: 89.8

Method: TCEQ TX 1005 - Texas - Total Petroleum Hydrocarbon (GC)

Analyte	Result	Qualifier	LOQ	LOD	DL	Unit	D	Analyzed	Dil Fac
>C12-C28	<22		22	22	11	mg/Kg	☼	12/23/25 22:31	1
>C28-C35	<22		22	22	11	mg/Kg	☼	12/23/25 22:31	1
C6-C12	<22		22	22	12	mg/Kg	☼	12/23/25 22:31	1
C6-C35 Summary	<22		22	22	11	mg/Kg	☼	12/23/25 22:31	1
C6-C28 Summary	<22		22	22	11	mg/Kg	☼	12/23/25 22:31	1

Surrogate	*%Recovery*	*Qualifier*	*Limits*	*Prepared*	*Analyzed*	*Dil Fac*
o- terphenyl (Surr)	*91*		*70 - 130*	*12/22/25 12:00*	*12/23/25 22:31*	*1*
Trifluorotoluene (Surr)	*91*		*70 - 130*	*12/22/25 12:00*	*12/23/25 22:31*	*1*

Surrogate Summary

Client: Tetra Tech Inc
Project/Site: White Sands Test Facility, NM

Job ID: 410-258346-1

Method: 8260D - Volatile Organic Compounds (GC/MS)

Matrix: Solid — **Prep Type: Total/NA**

		Percent Surrogate Recovery (Acceptance Limits)			
		DCA	BFB	DBFM	TOL
Lab Sample ID	Client Sample ID	(81-118)	(85-114)	(80-119)	(89-112)
LCS 410-751900/7	Lab Control Sample	103	99	105	100
LCSD 410-751900/8	Lab Control Sample Dup	102	99	104	101
MB 410-751900/10	Method Blank	107	96	110	96

Surrogate Legend

DCA = 1,2-Dichloroethane-d4 (Surr)
BFB = 4-Bromofluorobenzene (Surr)
DBFM = Dibromofluoromethane (Surr)
TOL = Toluene-d8 (Surr)

Method: 8260D - Volatile Organic Compounds (GC/MS)

Matrix: Solid — **Prep Type: TCLP**

		Percent Surrogate Recovery (Acceptance Limits)			
		DCA	BFB	DBFM	TOL
Lab Sample ID	Client Sample ID	(81-118)	(85-114)	(80-119)	(89-112)
410-258346-2	2512161225	100	98	99	98

Surrogate Legend

DCA = 1,2-Dichloroethane-d4 (Surr)
BFB = 4-Bromofluorobenzene (Surr)
DBFM = Dibromofluoromethane (Surr)
TOL = Toluene-d8 (Surr)

Method: 8260D - Volatile Organic Compounds (GC/MS)

Matrix: Water — **Prep Type: TCLP**

		Percent Surrogate Recovery (Acceptance Limits)			
		DCA	BFB	DBFM	TOL
Lab Sample ID	Client Sample ID	(81-118)	(85-114)	(80-119)	(89-112)
410-258346-1	2512161220	107	94	113	93
410-258346-1 MS	2512161220	104	101	109	102

Surrogate Legend

DCA = 1,2-Dichloroethane-d4 (Surr)
BFB = 4-Bromofluorobenzene (Surr)
DBFM = Dibromofluoromethane (Surr)
TOL = Toluene-d8 (Surr)

Method: 8270E - Semivolatile Organic Compounds (GC/MS)

Matrix: Solid — **Prep Type: Total/NA**

		Percent Surrogate Recovery (Acceptance Limits)					
		TBP	FBP	2FP	NBZ	TPHd14	PHL
Lab Sample ID	Client Sample ID	(43-140)	(44-119)	(19-119)	(44-120)	(50-134)	(10-120)
LCS 410-752234/5-A	Lab Control Sample	76	73	48	66	95	33
MB 410-752234/4-A	Method Blank	42 S1-	43 S1-	30	44	61	20

Surrogate Legend

TBP = 2,4,6-Tribromophenol (Surr)
FBP = 2-Fluorobiphenyl (Surr)
2FP = 2-Fluorophenol (Surr)
NBZ = Nitrobenzene-d5 (Surr)

Surrogate Summary

Client: Tetra Tech Inc
Job ID: 410-258346-1
Project/Site: White Sands Test Facility, NM

TPHd14 = p-Terphenyl-d14 (Surr)
PHL = Phenol-d5 (Surr)

Method: 8270E - Semivolatile Organic Compounds (GC/MS)

Matrix: Solid **Prep Type: TCLP**

		Percent Surrogate Recovery (Acceptance Limits)							
		TBP	FBP	2FP	NBZ	TPHd14	PHL		
Lab Sample ID	Client Sample ID	(43-140)	(44-119)	(19-119)	(44-120)	(50-134)	(10-120)		
410-258346-2	2512161225	62 cn	72 cn	39 cn	64 cn	94 cn	27 cn		

Surrogate Legend

TBP = 2,4,6-Tribromophenol (Surr)
FBP = 2-Fluorobiphenyl (Surr)
2FP = 2-Fluorophenol (Surr)
NBZ = Nitrobenzene-d5 (Surr)
TPHd14 = p-Terphenyl-d14 (Surr)
PHL = Phenol-d5 (Surr)

Method: 8270E - Semivolatile Organic Compounds (GC/MS)

Matrix: Water **Prep Type: Total/NA**

		Percent Surrogate Recovery (Acceptance Limits)							
		TBP	FBP	2FP	NBZ	TPHd14	PHL		
Lab Sample ID	Client Sample ID	(43-140)	(44-119)	(19-119)	(44-120)	(50-134)	(10-120)		
LCS 410-749037/3-A	Lab Control Sample	65	69	37	73	89	41		
LCSD 410-749037/4-A	Lab Control Sample Dup	39 S1-	68	27	74	85	38		
MB 410-749037/2-A	Method Blank	64	74	58	74	100	43		

Surrogate Legend

TBP = 2,4,6-Tribromophenol (Surr)
FBP = 2-Fluorobiphenyl (Surr)
2FP = 2-Fluorophenol (Surr)
NBZ = Nitrobenzene-d5 (Surr)
TPHd14 = p-Terphenyl-d14 (Surr)
PHL = Phenol-d5 (Surr)

Method: 8270E - Semivolatile Organic Compounds (GC/MS)

Matrix: Water **Prep Type: TCLP**

		Percent Surrogate Recovery (Acceptance Limits)							
		TBP	FBP	2FP	NBZ	TPHd14	PHL		
Lab Sample ID	Client Sample ID	(43-140)	(44-119)	(19-119)	(44-120)	(50-134)	(10-120)		
410-258346-1	2512161220	57 cn	91 cn	42 cn	82 cn	116 cn	36 cn		

Surrogate Legend

TBP = 2,4,6-Tribromophenol (Surr)
FBP = 2-Fluorobiphenyl (Surr)
2FP = 2-Fluorophenol (Surr)
NBZ = Nitrobenzene-d5 (Surr)
TPHd14 = p-Terphenyl-d14 (Surr)
PHL = Phenol-d5 (Surr)

Surrogate Summary

Client: Tetra Tech Inc
Job ID: 410-258346-1
Project/Site: White Sands Test Facility, NM

Method: TX 1005 - Texas - Total Petroleum Hydrocarbon (GC)

Matrix: Solid **Prep Type: Total/NA**

		Percent Surrogate Recovery (Acceptance Limits)									
Lab Sample ID	Client Sample ID	OTP (70-130)	TFT (70-130)								
410-258346-2	2512161225	91	91								
LCS 410-747843/2-A	Lab Control Sample	89	91 M								
LCSD 410-747843/3-A	Lab Control Sample Dup	87	89 M								
MB 410-747843/1-A	Method Blank	86	85								

Surrogate Legend

OTP = o- terphenyl (Surr)
TFT = Trifluorotoluene (Surr)

Method: TX 1005 - Texas - Total Petroleum Hydrocarbon (GC)

Matrix: Water **Prep Type: Total/NA**

		Percent Surrogate Recovery (Acceptance Limits)									
Lab Sample ID	Client Sample ID	OTP (70-130)	TFT (70-130)								
410-258346-1	2512161220	84	88								
LCS 410-747872/2-A	Lab Control Sample	82	86 M								
LCSD 410-747872/3-A	Lab Control Sample Dup	83	89 M								
MB 410-747872/1-A	Method Blank	87	90								

Surrogate Legend

OTP = o- terphenyl (Surr)
TFT = Trifluorotoluene (Surr)

Method: 8260D - Volatile Organic Compounds (GC/MS)

Lab Sample ID: MB 410-751900/10
Matrix: Solid
Analysis Batch: 751900

Client Sample ID: Method Blank
Prep Type: Total/NA

Analyte	MB Result	MB Qualifier	LOQ	LOD	DL	Unit	D	Analyzed	Dil Fac
Benzene	<0.00060		0.0010	0.00060	0.00030	mg/L		01/05/26 12:05	1
Carbon tetrachloride	<0.00060		0.0010	0.00060	0.00030	mg/L		01/05/26 12:05	1
Chlorobenzene	<0.00060		0.0010	0.00060	0.00030	mg/L		01/05/26 12:05	1
Chloroform	<0.00060		0.0010	0.00060	0.00030	mg/L		01/05/26 12:05	1
1,2-Dichloroethane	<0.00060		0.0010	0.00060	0.00030	mg/L		01/05/26 12:05	1
1,1-Dichloroethene	<0.00060		0.0010	0.00060	0.00030	mg/L		01/05/26 12:05	1
2-Butanone (MEK)	<0.0010		0.010	0.0010	0.00050	mg/L		01/05/26 12:05	1
Tetrachloroethene	<0.00060		0.0010	0.00060	0.00030	mg/L		01/05/26 12:05	1
Trichloroethene	<0.00060		0.0010	0.00060	0.00030	mg/L		01/05/26 12:05	1
Vinyl chloride	<0.00060		0.0010	0.00060	0.00030	mg/L		01/05/26 12:05	1

Surrogate	*MB %Recovery*	*MB Qualifier*	*Limits*	*Prepared*	*Analyzed*	*Dil Fac*
1,2-Dichloroethane-d4 (Surr)	*107*		*81 - 118*		*01/05/26 12:05*	*1*
4-Bromofluorobenzene (Surr)	*96*		*85 - 114*		*01/05/26 12:05*	*1*
Dibromofluoromethane (Surr)	*110*		*80 - 119*		*01/05/26 12:05*	*1*
Toluene-d8 (Surr)	*96*		*89 - 112*		*01/05/26 12:05*	*1*

Lab Sample ID: LCS 410-751900/7
Matrix: Solid
Analysis Batch: 751900

Client Sample ID: Lab Control Sample
Prep Type: Total/NA

Analyte			Spike Added	LCS Result	LCS Qualifier	Unit	D	%Rec	%Rec Limits		
Benzene			0.0200	0.0192		mg/L		96	79 - 120		
Carbon tetrachloride			0.0200	0.0207		mg/L		104	72 - 136		
Chlorobenzene			0.0200	0.0186		mg/L		93	82 - 118		
Chloroform			0.0200	0.0202		mg/L		101	79 - 124		
1,2-Dichloroethane			0.0200	0.0212		mg/L		106	73 - 128		
1,1-Dichloroethene			0.0200	0.0225		mg/L		112	71 - 131		
2-Butanone (MEK)			0.250	0.258		mg/L		103	56 - 143		
Tetrachloroethene			0.0200	0.0201		mg/L		101	74 - 129		
Trichloroethene			0.0200	0.0192		mg/L		96	79 - 123		
Vinyl chloride			0.0200	0.0172		mg/L		86	58 - 137		

Surrogate	*LCS %Recovery*	*LCS Qualifier*	*Limits*
1,2-Dichloroethane-d4 (Surr)	*103*		*81 - 118*
4-Bromofluorobenzene (Surr)	*99*		*85 - 114*
Dibromofluoromethane (Surr)	*105*		*80 - 119*
Toluene-d8 (Surr)	*100*		*89 - 112*

Lab Sample ID: LCSD 410-751900/8
Matrix: Solid
Analysis Batch: 751900

Client Sample ID: Lab Control Sample Dup
Prep Type: Total/NA

Analyte			Spike Added	LCSD Result	LCSD Qualifier	Unit	D	%Rec	%Rec Limits	RPD	RPD Limit
Benzene			0.0200	0.0187		mg/L		94	79 - 120	2	30
Carbon tetrachloride			0.0200	0.0200		mg/L		100	72 - 136	3	30
Chlorobenzene			0.0200	0.0183		mg/L		91	82 - 118	2	30
Chloroform			0.0200	0.0197		mg/L		99	79 - 124	2	30

Method: 8260D - Volatile Organic Compounds (GC/MS) (Continued)

Lab Sample ID: LCSD 410-751900/8
Matrix: Solid
Analysis Batch: 751900

Client Sample ID: Lab Control Sample Dup
Prep Type: Total/NA

Analyte			Spike Added	LCSD Result	LCSD Qualifier	Unit	D	%Rec	%Rec Limits	RPD	RPD Limit
1,2-Dichloroethane			0.0200	0.0201		mg/L		100	73 - 128	6	30
1,1-Dichloroethene			0.0200	0.0221	M	mg/L		110	71 - 131	2	30
2-Butanone (MEK)			0.250	0.257		mg/L		103	56 - 143	0	30
Tetrachloroethene			0.0200	0.0196		mg/L		98	74 - 129	2	30
Trichloroethene			0.0200	0.0182		mg/L		91	79 - 123	5	30
Vinyl chloride			0.0200	0.0163		mg/L		82	58 - 137	5	30

Surrogate	*LCSD %Recovery*	*LCSD Qualifier*	*Limits*
1,2-Dichloroethane-d4 (Surr)	*102*		*81 - 118*
4-Bromofluorobenzene (Surr)	*99*		*85 - 114*
Dibromofluoromethane (Surr)	*104*		*80 - 119*
Toluene-d8 (Surr)	*101*		*89 - 112*

Lab Sample ID: 410-258346-1 MS
Matrix: Water
Analysis Batch: 751900

Client Sample ID: 2512161220
Prep Type: TCLP

Analyte	Sample Result	Sample Qualifier	Spike Added	MS Result	MS Qualifier	Unit	D	%Rec	%Rec Limits		
Benzene	<0.012		0.400	0.398	D	mg/L		99	79 - 120		
Carbon tetrachloride	<0.012		0.400	0.452	D	mg/L		113	72 - 136		
Chlorobenzene	<0.012		0.400	0.364	D	mg/L		91	82 - 118		
Chloroform	<0.012		0.400	0.419	D	mg/L		105	79 - 124		
1,2-Dichloroethane	<0.012		0.400	0.404	D	mg/L		101	73 - 128		
1,1-Dichloroethene	<0.012		0.400	0.467	D	mg/L		117	71 - 131		
2-Butanone (MEK)	<0.020		5.00	4.90	D	mg/L		98	56 - 143		
Tetrachloroethene	<0.012		0.400	0.411	D	mg/L		103	74 - 129		
Trichloroethene	<0.012		0.400	0.387	D	mg/L		97	79 - 123		
Vinyl chloride	<0.012		0.400	0.287	D	mg/L		72	58 - 137		

Surrogate	*MS %Recovery*	*MS Qualifier*	*Limits*
1,2-Dichloroethane-d4 (Surr)	*104*		*81 - 118*
4-Bromofluorobenzene (Surr)	*101*		*85 - 114*
Dibromofluoromethane (Surr)	*109*		*80 - 119*
Toluene-d8 (Surr)	*102*		*89 - 112*

Method: 8270E - Semivolatile Organic Compounds (GC/MS)

Lab Sample ID: MB 410-749037/2-A
Matrix: Water
Analysis Batch: 749740

Client Sample ID: Method Blank
Prep Type: Total/NA
Prep Batch: 749037

Analyte	MB Result	MB Qualifier	LOQ	LOD	DL	Unit	D	Analyzed	Dil Fac
1,4-Dichlorobenzene	<0.0050		0.010	0.0050	0.0025	mg/L		12/29/25 13:20	1
2,4,5-Trichlorophenol	<0.0050		0.010	0.0050	0.0025	mg/L		12/29/25 13:20	1
2,4,6-Trichlorophenol	<0.0050		0.010	0.0050	0.0025	mg/L		12/29/25 13:20	1
2,4-Dinitrotoluene	<0.010		0.025	0.010	0.0050	mg/L		12/29/25 13:20	1
2-Methylphenol	<0.0050		0.010	0.0050	0.0025	mg/L		12/29/25 13:20	1
3,4-Methylphenol	<0.0050		0.010	0.0050	0.0025	mg/L		12/29/25 13:20	1

Method: 8270E - Semivolatile Organic Compounds (GC/MS) (Continued)

Lab Sample ID: MB 410-749037/2-A
Matrix: Water
Analysis Batch: 749740

Client Sample ID: Method Blank
Prep Type: Total/NA
Prep Batch: 749037

Analyte	MB Result	MB Qualifier	LOQ	LOD	DL	Unit	D	Analyzed	Dil Fac
Hexachlorobenzene	<0.0011		0.0025	0.0011	0.00055	mg/L		12/29/25 13:20	1
Hexachlorobutadiene	<0.0050		0.010	0.0050	0.0025	mg/L		12/29/25 13:20	1
Hexachloroethane	<0.0050		0.025	0.0050	0.0025	mg/L		12/29/25 13:20	1
Nitrobenzene	<0.0050		0.010	0.0050	0.0025	mg/L		12/29/25 13:20	1
Pentachlorophenol	<0.020		0.025	0.020	0.0050	mg/L		12/29/25 13:20	1
Pyridine	<0.020	M	0.025	0.020	0.010	mg/L		12/29/25 13:20	1

Surrogate	*MB %Recovery*	*MB Qualifier*	*Limits*	*Prepared*	*Analyzed*	*Dil Fac*
2,4,6-Tribromophenol (Surr)	*64*		*43 - 140*	*12/26/25 07:55*	*12/29/25 13:20*	*1*
2-Fluorobiphenyl (Surr)	*74*		*44 - 119*	*12/26/25 07:55*	*12/29/25 13:20*	*1*
2-Fluorophenol (Surr)	*58*		*19 - 119*	*12/26/25 07:55*	*12/29/25 13:20*	*1*
Nitrobenzene-d5 (Surr)	*74*		*44 - 120*	*12/26/25 07:55*	*12/29/25 13:20*	*1*
p-Terphenyl-d14 (Surr)	*100*		*50 - 134*	*12/26/25 07:55*	*12/29/25 13:20*	*1*
Phenol-d5 (Surr)	*43*		*10 - 120*	*12/26/25 07:55*	*12/29/25 13:20*	*1*

Lab Sample ID: LCS 410-749037/3-A
Matrix: Water
Analysis Batch: 749740

Client Sample ID: Lab Control Sample
Prep Type: Total/NA
Prep Batch: 749037

Analyte	Spike Added	LCS Result	LCS Qualifier	Unit	D	%Rec	%Rec Limits
1,4-Dichlorobenzene	0.250	0.165		mg/L		66	42 - 120
2,4,5-Trichlorophenol	0.250	0.166		mg/L		66	53 - 123
2,4,6-Trichlorophenol	0.250	0.150		mg/L		60	50 - 125
2,4-Dinitrotoluene	0.250	0.209		mg/L		84	57 - 128
2-Methylphenol	0.250	0.190		mg/L		76	30 - 117
3,4-Methylphenol	0.250	0.191		mg/L		77	29 - 110
Hexachlorobenzene	0.250	0.194		mg/L		78	53 - 125
Hexachlorobutadiene	0.250	0.163		mg/L		65	22 - 124
Hexachloroethane	0.250	0.159		mg/L		63	21 - 115
Nitrobenzene	0.250	0.198		mg/L		79	45 - 121
Pentachlorophenol	0.500	0.298		mg/L		60	35 - 138
Pyridine	0.500	0.265		mg/L		53	14 - 120

Surrogate	*LCS %Recovery*	*LCS Qualifier*	*Limits*
2,4,6-Tribromophenol (Surr)	*65*		*43 - 140*
2-Fluorobiphenyl (Surr)	*69*		*44 - 119*
2-Fluorophenol (Surr)	*37*		*19 - 119*
Nitrobenzene-d5 (Surr)	*73*		*44 - 120*
p-Terphenyl-d14 (Surr)	*89*		*50 - 134*
Phenol-d5 (Surr)	*41*		*10 - 120*

Lab Sample ID: LCSD 410-749037/4-A
Matrix: Water
Analysis Batch: 749740

Client Sample ID: Lab Control Sample Dup
Prep Type: Total/NA
Prep Batch: 749037

Analyte	Spike Added	LCSD Result	LCSD Qualifier	Unit	D	%Rec	%Rec Limits	RPD	RPD Limit
1,4-Dichlorobenzene	0.250	0.169		mg/L		67	42 - 120	2	30
2,4,5-Trichlorophenol	0.250	0.107	*- *1	mg/L		43	53 - 123	43	30

Method: 8270E - Semivolatile Organic Compounds (GC/MS) (Continued)

Lab Sample ID: LCSD 410-749037/4-A
Matrix: Water
Analysis Batch: 749740

Client Sample ID: Lab Control Sample Dup
Prep Type: Total/NA
Prep Batch: 749037

Analyte			Spike Added	LCSD Result	LCSD Qualifier	Unit	D	%Rec	%Rec Limits	RPD	RPD Limit
2,4,6-Trichlorophenol			0.250	0.0652	*- *1	mg/L		26	50 - 125	79	30
2,4-Dinitrotoluene			0.250	0.196		mg/L		78	57 - 128	7	30
2-Methylphenol			0.250	0.189		mg/L		76	30 - 117	0	30
3,4-Methylphenol			0.250	0.182		mg/L		73	29 - 110	5	30
Hexachlorobenzene			0.250	0.188		mg/L		75	53 - 125	3	30
Hexachlorobutadiene			0.250	0.163		mg/L		65	22 - 124	0	30
Hexachloroethane			0.250	0.160		mg/L		64	21 - 115	1	30
Nitrobenzene			0.250	0.197		mg/L		79	45 - 121	0	30
Pentachlorophenol			0.500	0.0746	*- *1	mg/L		15	35 - 138	120	30
Pyridine			0.500	0.256		mg/L		51	14 - 120	3	30

Surrogate	*LCSD %Recovery*	*LCSD Qualifier*	*Limits*
2,4,6-Tribromophenol (Surr)	*39*	*S1-*	*43 - 140*
2-Fluorobiphenyl (Surr)	*68*		*44 - 119*
2-Fluorophenol (Surr)	*27*		*19 - 119*
Nitrobenzene-d5 (Surr)	*74*		*44 - 120*
p-Terphenyl-d14 (Surr)	*85*		*50 - 134*
Phenol-d5 (Surr)	*38*		*10 - 120*

Lab Sample ID: MB 410-752234/4-A
Matrix: Solid
Analysis Batch: 752396

Client Sample ID: Method Blank
Prep Type: Total/NA
Prep Batch: 752234

Analyte	MB Result	MB Qualifier	LOQ	LOD	DL	Unit	D	Analyzed	Dil Fac
1,4-Dichlorobenzene	<0.0050		0.010	0.0050	0.0025	mg/L		01/06/26 11:03	1
2,4,5-Trichlorophenol	<0.0050		0.010	0.0050	0.0025	mg/L		01/06/26 11:03	1
2,4,6-Trichlorophenol	<0.0050		0.010	0.0050	0.0025	mg/L		01/06/26 11:03	1
2,4-Dinitrotoluene	<0.010		0.025	0.010	0.0050	mg/L		01/06/26 11:03	1
2-Methylphenol	<0.0050		0.010	0.0050	0.0025	mg/L		01/06/26 11:03	1
3,4-Methylphenol	<0.0050		0.010	0.0050	0.0025	mg/L		01/06/26 11:03	1
Hexachlorobenzene	<0.0011		0.0025	0.0011	0.00055	mg/L		01/06/26 11:03	1
Hexachlorobutadiene	<0.0050		0.010	0.0050	0.0025	mg/L		01/06/26 11:03	1
Hexachloroethane	<0.0050		0.025	0.0050	0.0025	mg/L		01/06/26 11:03	1
Nitrobenzene	<0.0050		0.010	0.0050	0.0025	mg/L		01/06/26 11:03	1
Pentachlorophenol	<0.020		0.025	0.020	0.0050	mg/L		01/06/26 11:03	1
Pyridine	<0.020		0.025	0.020	0.010	mg/L		01/06/26 11:03	1

Surrogate	*MB %Recovery*	*MB Qualifier*	*Limits*	*Prepared*	*Analyzed*	*Dil Fac*
2,4,6-Tribromophenol (Surr)	*42*	*S1-*	*43 - 140*	*01/05/26 16:50*	*01/06/26 11:03*	*1*
2-Fluorobiphenyl (Surr)	*43*	*S1-*	*44 - 119*	*01/05/26 16:50*	*01/06/26 11:03*	*1*
2-Fluorophenol (Surr)	*30*		*19 - 119*	*01/05/26 16:50*	*01/06/26 11:03*	*1*
Nitrobenzene-d5 (Surr)	*44*		*44 - 120*	*01/05/26 16:50*	*01/06/26 11:03*	*1*
p-Terphenyl-d14 (Surr)	*61*		*50 - 134*	*01/05/26 16:50*	*01/06/26 11:03*	*1*
Phenol-d5 (Surr)	*20*		*10 - 120*	*01/05/26 16:50*	*01/06/26 11:03*	*1*

Method: 8270E - Semivolatile Organic Compounds (GC/MS) (Continued)

Lab Sample ID: LCS 410-752234/5-A
Matrix: Solid
Analysis Batch: 752396

Client Sample ID: Lab Control Sample
Prep Type: Total/NA
Prep Batch: 752234

Analyte	Spike Added	LCS Result	LCS Qualifier	Unit	D	%Rec	%Rec Limits
1,4-Dichlorobenzene	0.0500	0.0289		mg/L		58	42 - 120
2,4,5-Trichlorophenol	0.0500	0.0430		mg/L		86	53 - 123
2,4,6-Trichlorophenol	0.0500	0.0430		mg/L		86	50 - 125
2,4-Dinitrotoluene	0.0500	0.0379		mg/L		76	57 - 128
2-Methylphenol	0.0500	0.0308	M	mg/L		62	30 - 117
3,4-Methylphenol	0.0500	0.0285		mg/L		57	29 - 110
Hexachlorobenzene	0.0500	0.0419		mg/L		84	53 - 125
Hexachlorobutadiene	0.0500	0.0327		mg/L		65	22 - 124
Hexachloroethane	0.0500	0.0253		mg/L		51	21 - 115
Nitrobenzene	0.0500	0.0358		mg/L		72	45 - 121
Pentachlorophenol	0.100	0.0697		mg/L		70	35 - 138
Pyridine	0.100	0.0401		mg/L		40	14 - 120

Surrogate	*LCS %Recovery*	*LCS Qualifier*	*Limits*
2,4,6-Tribromophenol (Surr)	*76*		*43 - 140*
2-Fluorobiphenyl (Surr)	*73*		*44 - 119*
2-Fluorophenol (Surr)	*48*		*19 - 119*
Nitrobenzene-d5 (Surr)	*66*		*44 - 120*
p-Terphenyl-d14 (Surr)	*95*		*50 - 134*
Phenol-d5 (Surr)	*33*		*10 - 120*

Method: TX 1005 - Texas - Total Petroleum Hydrocarbon (GC)

Lab Sample ID: MB 410-747843/1-A
Matrix: Solid
Analysis Batch: 748306

Client Sample ID: Method Blank
Prep Type: Total/NA
Prep Batch: 747843

Analyte	MB Result	MB Qualifier	LOQ	LOD	DL	Unit	D	Analyzed	Dil Fac
>C12-C28	<20		20	20	10	mg/Kg		12/23/25 18:19	1
>C28-C35	<20		20	20	10	mg/Kg		12/23/25 18:19	1
C6-C12	<20	M	20	20	11	mg/Kg		12/23/25 18:19	1
C6-C35 Summary	<20		20	20	10	mg/Kg		12/23/25 18:19	1
C6-C28 Summary	<20		20	20	10	mg/Kg		12/23/25 18:19	1

Surrogate	*MB %Recovery*	*MB Qualifier*	*Limits*	*Prepared*	*Analyzed*	*Dil Fac*
o- terphenyl (Surr)	*86*		*70 - 130*	*12/22/25 12:00*	*12/23/25 18:19*	*1*
Trifluorotoluene (Surr)	*85*		*70 - 130*	*12/22/25 12:00*	*12/23/25 18:19*	*1*

Lab Sample ID: LCS 410-747843/2-A
Matrix: Solid
Analysis Batch: 748306

Client Sample ID: Lab Control Sample
Prep Type: Total/NA
Prep Batch: 747843

Analyte	Spike Added	LCS Result	LCS Qualifier	Unit	D	%Rec	%Rec Limits
>C12-C28	252	236	M	mg/Kg		93	75 - 125
C6-C12	251	237	M	mg/Kg		94	75 - 125
C6-C28 Summary	503	473		mg/Kg		94	75 - 125

Method: TX 1005 - Texas - Total Petroleum Hydrocarbon (GC) (Continued)

Lab Sample ID: LCS 410-747843/2-A
Matrix: Solid
Analysis Batch: 748306

Client Sample ID: Lab Control Sample
Prep Type: Total/NA
Prep Batch: 747843

Surrogate	LCS %Recovery	LCS Qualifier	Limits
o- terphenyl (Surr)	89		70 - 130
Trifluorotoluene (Surr)	91	M	70 - 130

Lab Sample ID: LCSD 410-747843/3-A
Matrix: Solid
Analysis Batch: 748306

Client Sample ID: Lab Control Sample Dup
Prep Type: Total/NA
Prep Batch: 747843

Analyte			Spike Added	LCSD Result	LCSD Qualifier	Unit	D	%Rec	%Rec Limits	RPD	RPD Limit
>C12-C28			252	249	M	mg/Kg		99	75 - 125	5	20
C6-C12			251	247	M	mg/Kg		98	75 - 125	4	20
C6-C28 Summary			503	496		mg/Kg		99	75 - 125	5	20

Surrogate	LCSD %Recovery	LCSD Qualifier	Limits
o- terphenyl (Surr)	87		70 - 130
Trifluorotoluene (Surr)	89	M	70 - 130

Lab Sample ID: MB 410-747872/1-A
Matrix: Water
Analysis Batch: 748306

Client Sample ID: Method Blank
Prep Type: Total/NA
Prep Batch: 747872

Analyte	MB Result	MB Qualifier	LOQ	LOD	DL	Unit	D	Analyzed	Dil Fac
>C12-C28	<1.2		1.8	1.2	0.67	mg/L		12/23/25 16:11	1
>C28-C35	<1.2		1.8	1.2	0.67	mg/L		12/23/25 16:11	1
C6-C12	<1.2		1.8	1.2	0.76	mg/L		12/23/25 16:11	1
C6-C35 Summary	<1.2		1.8	1.2	0.67	mg/L		12/23/25 16:11	1
C6-C28 Summary	<3.3		3.4	3.3	1.7	mg/L		12/23/25 16:11	1

Surrogate	MB %Recovery	MB Qualifier	Limits	Prepared	Analyzed	Dil Fac
o- terphenyl (Surr)	87		70 - 130	12/22/25 12:30	12/23/25 16:11	1
Trifluorotoluene (Surr)	90		70 - 130	12/22/25 12:30	12/23/25 16:11	1

Lab Sample ID: LCS 410-747872/2-A
Matrix: Water
Analysis Batch: 748306

Client Sample ID: Lab Control Sample
Prep Type: Total/NA
Prep Batch: 747872

Analyte			Spike Added	LCS Result	LCS Qualifier	Unit	D	%Rec	%Rec Limits
>C12-C28			31.0	26.7	M	mg/L		86	75 - 125
C6-C12			30.9	26.2	M	mg/L		85	75 - 125
C6-C28 Summary			61.9	52.9		mg/L		85	75 - 125

Surrogate	LCS %Recovery	LCS Qualifier	Limits
o- terphenyl (Surr)	82		70 - 130
Trifluorotoluene (Surr)	86	M	70 - 130

Method: TX 1005 - Texas - Total Petroleum Hydrocarbon (GC) (Continued)

Lab Sample ID: LCSD 410-747872/3-A
Matrix: Water
Analysis Batch: 748306

Client Sample ID: Lab Control Sample Dup
Prep Type: Total/NA
Prep Batch: 747872

Analyte			Spike Added	LCSD Result	LCSD Qualifier	Unit	D	%Rec	%Rec Limits	RPD	RPD Limit
>C12-C28			31.5	28.8	M	mg/L		91	75 - 125	8	20
C6-C12			31.4	28.6	M	mg/L		91	75 - 125	9	20
C6-C28 Summary			62.9	57.4		mg/L		91	75 - 125	8	20

Surrogate	*LCSD %Recovery*	*LCSD Qualifier*	*Limits*
o- terphenyl (Surr)	*83*		*70 - 130*
Trifluorotoluene (Surr)	*89*	*M*	*70 - 130*

Method: 6020B - Metals (ICP/MS)

Lab Sample ID: MB 410-748131/1-A
Matrix: Water
Analysis Batch: 751746

Client Sample ID: Method Blank
Prep Type: Total Recoverable
Prep Batch: 748131

Analyte	MB Result	MB Qualifier	LOQ	LOD	DL	Unit	D	Analyzed	Dil Fac
Arsenic	<0.0170		0.0200	0.0170	0.00680	mg/L		01/02/26 21:19	1
Barium	<0.0160		0.0200	0.0160	0.00746	mg/L		01/02/26 21:19	1
Cadmium	<0.00400		0.00500	0.00400	0.00151	mg/L		01/02/26 21:19	1
Chromium	<0.0110		0.0200	0.0110	0.00550	mg/L		01/02/26 21:19	1
Lead	<0.00240		0.00500	0.00240	0.00120	mg/L		01/02/26 21:19	1
Selenium	<0.00600		0.0100	0.00600	0.00278	mg/L		01/02/26 21:19	1
Silver	<0.00300		0.00500	0.00300	0.00100	mg/L		01/02/26 21:19	1

Lab Sample ID: LCS 410-748131/2-A
Matrix: Water
Analysis Batch: 751746

Client Sample ID: Lab Control Sample
Prep Type: Total Recoverable
Prep Batch: 748131

Analyte			Spike Added	LCS Result	LCS Qualifier	Unit	D	%Rec	%Rec Limits
Arsenic			5.00	5.260		mg/L		105	84 - 116
Barium			5.00	5.364		mg/L		107	86 - 114
Cadmium			0.500	0.5435		mg/L		109	87 - 115
Chromium			5.00	5.277		mg/L		106	85 - 116
Lead			0.500	0.5407		mg/L		108	88 - 115
Selenium			1.00	1.040		mg/L		104	80 - 120
Silver			0.500	0.5418		mg/L		108	85 - 116

Lab Sample ID: MB 410-751838/1-A
Matrix: Solid
Analysis Batch: 752169

Client Sample ID: Method Blank
Prep Type: Total Recoverable
Prep Batch: 751838

Analyte	MB Result	MB Qualifier	LOQ	LOD	DL	Unit	D	Analyzed	Dil Fac
Arsenic	<0.0170		0.0200	0.0170	0.00680	mg/L		01/05/26 13:38	1
Barium	<0.0160		0.0200	0.0160	0.00746	mg/L		01/05/26 13:38	1
Cadmium	<0.00400		0.00500	0.00400	0.00151	mg/L		01/05/26 13:38	1
Chromium	<0.0110		0.0200	0.0110	0.00550	mg/L		01/05/26 13:38	1
Lead	<0.00240		0.00500	0.00240	0.00120	mg/L		01/05/26 13:38	1
Selenium	<0.00600		0.0100	0.00600	0.00278	mg/L		01/05/26 13:38	1
Silver	<0.00300		0.00500	0.00300	0.00100	mg/L		01/05/26 13:38	1

Method: 6020B - Metals (ICP/MS) (Continued)

Lab Sample ID: LCS 410-751838/2-A
Matrix: Solid
Analysis Batch: 752169

Client Sample ID: Lab Control Sample
Prep Type: Total Recoverable
Prep Batch: 751838

Analyte	Spike Added	LCS Result	LCS Qualifier	Unit	D	%Rec	%Rec Limits
Arsenic	5.00	5.209		mg/L		104	84 - 116
Barium	5.00	5.006		mg/L		100	86 - 114
Cadmium	0.500	0.4941		mg/L		99	87 - 115
Chromium	5.00	5.222		mg/L		104	85 - 116
Lead	0.500	0.5250		mg/L		105	88 - 115
Selenium	1.00	1.044		mg/L		104	80 - 120
Silver	0.500	0.5097		mg/L		102	85 - 116

Method: 7470A - Mercury (CVAA)

Lab Sample ID: MB 410-748139/1-A
Matrix: Water
Analysis Batch: 748465

Client Sample ID: Method Blank
Prep Type: Total/NA
Prep Batch: 748139

Analyte	MB Result	MB Qualifier	LOQ	LOD	DL	Unit	D	Analyzed	Dil Fac
Mercury	<0.160		0.200	0.160	0.0870	ug/L		12/23/25 09:04	1

Lab Sample ID: LCS 410-748139/2-A
Matrix: Water
Analysis Batch: 748465

Client Sample ID: Lab Control Sample
Prep Type: Total/NA
Prep Batch: 748139

Analyte	Spike Added	LCS Result	LCS Qualifier	Unit	D	%Rec	%Rec Limits
Mercury	1.00	1.166		ug/L		117	82 - 119

Lab Sample ID: MB 410-751839/1-A
Matrix: Solid
Analysis Batch: 752093

Client Sample ID: Method Blank
Prep Type: Total/NA
Prep Batch: 751839

Analyte	MB Result	MB Qualifier	LOQ	LOD	DL	Unit	D	Analyzed	Dil Fac
Mercury	<0.160		0.200	0.160	0.0870	ug/L		01/05/26 07:33	1

Lab Sample ID: LCS 410-751839/2-A
Matrix: Solid
Analysis Batch: 752093

Client Sample ID: Lab Control Sample
Prep Type: Total/NA
Prep Batch: 751839

Analyte	Spike Added	LCS Result	LCS Qualifier	Unit	D	%Rec	%Rec Limits
Mercury	1.00	1.044		ug/L		104	82 - 119

Method: 1010B - Ignitability, Pensky-Martens Closed-Cup Method

Lab Sample ID: LCS 410-752439/1
Matrix: Water
Analysis Batch: 752439

Client Sample ID: Lab Control Sample
Prep Type: Total/NA

Analyte	Spike Added	LCS Result	LCS Qualifier	Unit	D	%Rec	%Rec Limits
Flashpoint	127	137.0		Degrees F		108	90 - 110

Method: 1010B - Ignitability, Pensky-Martens Closed-Cup Method (Continued)

Lab Sample ID: LCSD 410-752439/2
Matrix: Water
Analysis Batch: 752439

Client Sample ID: Lab Control Sample Dup
Prep Type: Total/NA

Analyte			Spike Added	LCSD Result	LCSD Qualifier	Unit	D	%Rec	%Rec Limits	RPD	RPD Limit
Flashpoint			127	131.0		Degrees F		103	90 - 110	4	4

Method: 9040C - pH

Lab Sample ID: LCS 410-752822/1
Matrix: Water
Analysis Batch: 752822

Client Sample ID: Lab Control Sample
Prep Type: Total/NA

Analyte			Spike Added	LCS Result	LCS Qualifier	Unit	D	%Rec	%Rec Limits		
pH			7.00	7.0		S.U.		99	95 - 105		

Lab Sample ID: 410-258346-1 DU
Matrix: Water
Analysis Batch: 752822

Client Sample ID: 2512161220
Prep Type: Total/NA

Analyte	Sample Result	Sample Qualifier		DU Result	DU Qualifier	Unit	D			RPD	RPD Limit
pH	7.8	HF		7.7		S.U.				1	4
Temperature	21.6	HF		21.7		Degrees C				0.5	4
Corrosivity	no	HF		no		NONE				NaN	

GC/MS VOA

Leach Batch: 748392

Lab Sample ID	Client Sample ID	Prep Type	Matrix	Method	Prep Batch
410-258346-1	2512161220	TCLP	Water	1311	
410-258346-1 MS	2512161220	TCLP	Water	1311	

Leach Batch: 751368

Lab Sample ID	Client Sample ID	Prep Type	Matrix	Method	Prep Batch
410-258346-2	2512161225	TCLP	Solid	1311	

Analysis Batch: 751900

Lab Sample ID	Client Sample ID	Prep Type	Matrix	Method	Prep Batch
410-258346-1	2512161220	TCLP	Water	8260D	748392
410-258346-2	2512161225	TCLP	Solid	8260D	751368
MB 410-751900/10	Method Blank	Total/NA	Solid	8260D	
LCS 410-751900/7	Lab Control Sample	Total/NA	Solid	8260D	
LCSD 410-751900/8	Lab Control Sample Dup	Total/NA	Solid	8260D	
410-258346-1 MS	2512161220	TCLP	Water	8260D	748392

GC/MS Semi VOA

Leach Batch: 747762

Lab Sample ID	Client Sample ID	Prep Type	Matrix	Method	Prep Batch
410-258346-1 - RE	2512161220	TCLP	Water	1311	
410-258346-1	2512161220	TCLP	Water	1311	

Prep Batch: 749037

Lab Sample ID	Client Sample ID	Prep Type	Matrix	Method	Prep Batch
410-258346-1	2512161220	TCLP	Water	3510C	747762
MB 410-749037/2-A	Method Blank	Total/NA	Water	3510C	
LCS 410-749037/3-A	Lab Control Sample	Total/NA	Water	3510C	
LCSD 410-749037/4-A	Lab Control Sample Dup	Total/NA	Water	3510C	

Analysis Batch: 749740

Lab Sample ID	Client Sample ID	Prep Type	Matrix	Method	Prep Batch
410-258346-1	2512161220	TCLP	Water	8270E	749037
MB 410-749037/2-A	Method Blank	Total/NA	Water	8270E	749037
LCS 410-749037/3-A	Lab Control Sample	Total/NA	Water	8270E	749037
LCSD 410-749037/4-A	Lab Control Sample Dup	Total/NA	Water	8270E	749037

Leach Batch: 750231

Lab Sample ID	Client Sample ID	Prep Type	Matrix	Method	Prep Batch
410-258346-2	2512161225	TCLP	Solid	1311	

Prep Batch: 750612

Lab Sample ID	Client Sample ID	Prep Type	Matrix	Method	Prep Batch
410-258346-1 - RE	2512161220	TCLP	Water	3510C	747762
MB 410-750612/2-A	Method Blank	Total/NA	Water	3510C	
LCS 410-750612/3-A	Lab Control Sample	Total/NA	Water	3510C	
LCSD 410-750612/4-A	Lab Control Sample Dup	Total/NA	Water	3510C	

Analysis Batch: 751015

Lab Sample ID	Client Sample ID	Prep Type	Matrix	Method	Prep Batch
410-258346-1 - RE	2512161220	TCLP	Water	8270E	750612

GC/MS Semi VOA (Continued)

Analysis Batch: 751015 (Continued)

Lab Sample ID	Client Sample ID	Prep Type	Matrix	Method	Prep Batch
MB 410-750612/2-A	Method Blank	Total/NA	Water	8270E	750612
LCS 410-750612/3-A	Lab Control Sample	Total/NA	Water	8270E	750612
LCSD 410-750612/4-A	Lab Control Sample Dup	Total/NA	Water	8270E	750612

Prep Batch: 752234

Lab Sample ID	Client Sample ID	Prep Type	Matrix	Method	Prep Batch
410-258346-2	2512161225	TCLP	Solid	3510C	750231
MB 410-752234/4-A	Method Blank	Total/NA	Solid	3510C	
LCS 410-752234/5-A	Lab Control Sample	Total/NA	Solid	3510C	

Analysis Batch: 752396

Lab Sample ID	Client Sample ID	Prep Type	Matrix	Method	Prep Batch
410-258346-2	2512161225	TCLP	Solid	8270E	752234
MB 410-752234/4-A	Method Blank	Total/NA	Solid	8270E	752234
LCS 410-752234/5-A	Lab Control Sample	Total/NA	Solid	8270E	752234

GC Semi VOA

Prep Batch: 747843

Lab Sample ID	Client Sample ID	Prep Type	Matrix	Method	Prep Batch
410-258346-2	2512161225	Total/NA	Solid	TX_1005_S_Prep	
MB 410-747843/1-A	Method Blank	Total/NA	Solid	TX_1005_S_Prep	
LCS 410-747843/2-A	Lab Control Sample	Total/NA	Solid	TX_1005_S_Prep	
LCSD 410-747843/3-A	Lab Control Sample Dup	Total/NA	Solid	TX_1005_S_Prep	

Prep Batch: 747872

Lab Sample ID	Client Sample ID	Prep Type	Matrix	Method	Prep Batch
410-258346-1	2512161220	Total/NA	Water	TX_1005_W_Prep	
MB 410-747872/1-A	Method Blank	Total/NA	Water	TX_1005_W_Prep	
LCS 410-747872/2-A	Lab Control Sample	Total/NA	Water	TX_1005_W_Prep	
LCSD 410-747872/3-A	Lab Control Sample Dup	Total/NA	Water	TX_1005_W_Prep	

Analysis Batch: 748306

Lab Sample ID	Client Sample ID	Prep Type	Matrix	Method	Prep Batch
410-258346-1	2512161220	Total/NA	Water	TX 1005	747872
410-258346-2	2512161225	Total/NA	Solid	TX 1005	747843
MB 410-747843/1-A	Method Blank	Total/NA	Solid	TX 1005	747843
MB 410-747872/1-A	Method Blank	Total/NA	Water	TX 1005	747872
LCS 410-747843/2-A	Lab Control Sample	Total/NA	Solid	TX 1005	747843
LCS 410-747872/2-A	Lab Control Sample	Total/NA	Water	TX 1005	747872
LCSD 410-747843/3-A	Lab Control Sample Dup	Total/NA	Solid	TX 1005	747843
LCSD 410-747872/3-A	Lab Control Sample Dup	Total/NA	Water	TX 1005	747872

Metals

Leach Batch: 747762

Lab Sample ID	Client Sample ID	Prep Type	Matrix	Method	Prep Batch
410-258346-1	2512161220	TCLP	Water	1311	

Prep Batch: 748131

Lab Sample ID	Client Sample ID	Prep Type	Matrix	Method	Prep Batch
410-258346-1	2512161220	TCLP	Water	3005A	747762
MB 410-748131/1-A	Method Blank	Total Recoverable	Water	3005A	
LCS 410-748131/2-A	Lab Control Sample	Total Recoverable	Water	3005A	

Prep Batch: 748139

Lab Sample ID	Client Sample ID	Prep Type	Matrix	Method	Prep Batch
410-258346-1	2512161220	TCLP	Water	7470A	747762
MB 410-748139/1-A	Method Blank	Total/NA	Water	7470A	
LCS 410-748139/2-A	Lab Control Sample	Total/NA	Water	7470A	

Analysis Batch: 748465

Lab Sample ID	Client Sample ID	Prep Type	Matrix	Method	Prep Batch
410-258346-1	2512161220	TCLP	Water	7470A	748139
MB 410-748139/1-A	Method Blank	Total/NA	Water	7470A	748139
LCS 410-748139/2-A	Lab Control Sample	Total/NA	Water	7470A	748139

Leach Batch: 750231

Lab Sample ID	Client Sample ID	Prep Type	Matrix	Method	Prep Batch
410-258346-2	2512161225	TCLP	Solid	1311	

Analysis Batch: 751746

Lab Sample ID	Client Sample ID	Prep Type	Matrix	Method	Prep Batch
410-258346-1	2512161220	TCLP	Water	6020B	748131
MB 410-748131/1-A	Method Blank	Total Recoverable	Water	6020B	748131
LCS 410-748131/2-A	Lab Control Sample	Total Recoverable	Water	6020B	748131

Prep Batch: 751838

Lab Sample ID	Client Sample ID	Prep Type	Matrix	Method	Prep Batch
410-258346-2	2512161225	TCLP	Solid	3005A	750231
MB 410-751838/1-A	Method Blank	Total Recoverable	Solid	3005A	
LCS 410-751838/2-A	Lab Control Sample	Total Recoverable	Solid	3005A	

Prep Batch: 751839

Lab Sample ID	Client Sample ID	Prep Type	Matrix	Method	Prep Batch
410-258346-2	2512161225	TCLP	Solid	7470A	750231
MB 410-751839/1-A	Method Blank	Total/NA	Solid	7470A	
LCS 410-751839/2-A	Lab Control Sample	Total/NA	Solid	7470A	

Analysis Batch: 752093

Lab Sample ID	Client Sample ID	Prep Type	Matrix	Method	Prep Batch
410-258346-2	2512161225	TCLP	Solid	7470A	751839
MB 410-751839/1-A	Method Blank	Total/NA	Solid	7470A	751839
LCS 410-751839/2-A	Lab Control Sample	Total/NA	Solid	7470A	751839

Analysis Batch: 752169

Lab Sample ID	Client Sample ID	Prep Type	Matrix	Method	Prep Batch
410-258346-2	2512161225	TCLP	Solid	6020B	751838

Metals (Continued)

Analysis Batch: 752169 (Continued)

Lab Sample ID	Client Sample ID	Prep Type	Matrix	Method	Prep Batch
MB 410-751838/1-A	Method Blank	Total Recoverable	Solid	6020B	751838
LCS 410-751838/2-A	Lab Control Sample	Total Recoverable	Solid	6020B	751838

General Chemistry

Analysis Batch: 748619

Lab Sample ID	Client Sample ID	Prep Type	Matrix	Method	Prep Batch
410-258346-2	2512161225	Total/NA	Solid	Moisture	

Analysis Batch: 752439

Lab Sample ID	Client Sample ID	Prep Type	Matrix	Method	Prep Batch
410-258346-1	2512161220	Total/NA	Water	1010B	
LCS 410-752439/1	Lab Control Sample	Total/NA	Water	1010B	
LCSD 410-752439/2	Lab Control Sample Dup	Total/NA	Water	1010B	

Analysis Batch: 752822

Lab Sample ID	Client Sample ID	Prep Type	Matrix	Method	Prep Batch
410-258346-1	2512161220	Total/NA	Water	9040C	
LCS 410-752822/1	Lab Control Sample	Total/NA	Water	9040C	
410-258346-1 DU	2512161220	Total/NA	Water	9040C	

Lab Chronicle

Client: Tetra Tech Inc
Project/Site: White Sands Test Facility, NM

Job ID: 410-258346-1

Client Sample ID: 2512161220
Date Collected: 12/16/25 12:20
Date Received: 12/18/25 10:20

Lab Sample ID: 410-258346-1
Matrix: Water

Prep Type	Batch Type	Batch Method	Run	Dilution Factor	Batch Number	Analyst	Lab	Prepared or Analyzed
TCLP	Leach	1311			748392	ZL4A	ELLE	12/23/25 10:25 - 12/23/25 10:30 [1]
TCLP	Analysis	8260D		20	751900	TQ4J	ELLE	01/05/26 17:14
TCLP	Leach	1311			747762	HA8T	ELLE	12/22/25 10:19 - 12/22/25 11:25 [1]
TCLP	Prep	3510C			749037	SM6N	ELLE	12/26/25 07:55
TCLP	Analysis	8270E		1	749740	RN6U	ELLE	12/29/25 20:02
TCLP	Leach	1311	RE		747762	HA8T	ELLE	12/22/25 10:19 - 12/22/25 11:25 [1]
TCLP	Prep	3510C	RE		750612	W2AM	ELLE	12/30/25 16:51
TCLP	Analysis	8270E	RE	1	751015	UWHS	ELLE	12/31/25 18:50
Total/NA	Prep	TX_1005_W_Prep			747872	MD4W	ELLE	12/22/25 12:30
Total/NA	Analysis	TX 1005		1	748306	KP5X	ELLE	12/23/25 17:46
TCLP	Leach	1311			747762	HA8T	ELLE	12/22/25 10:19 - 12/22/25 11:25 [1]
TCLP	Prep	3005A			748131	UJL8	ELLE	12/23/25 06:30
TCLP	Analysis	6020B		1	751746	LHF4	ELLE	01/02/26 21:32
TCLP	Leach	1311			747762	HA8T	ELLE	12/22/25 10:19 - 12/22/25 11:25 [1]
TCLP	Prep	7470A			748139	UAMX	ELLE	12/22/25 21:50
TCLP	Analysis	7470A		1	748465	X3ZX	ELLE	12/23/25 09:16
Total/NA	Analysis	1010B		1	752439	DX8K	ELLE	01/06/26 08:14 - 01/06/26 14:32 [1]
Total/NA	Analysis	9040C		1	752822	DI9Q	ELLE	01/06/26 17:44

Client Sample ID: 2512161225
Date Collected: 12/16/25 12:25
Date Received: 12/18/25 10:20

Lab Sample ID: 410-258346-2
Matrix: Solid

Prep Type	Batch Type	Batch Method	Run	Dilution Factor	Batch Number	Analyst	Lab	Prepared or Analyzed
TCLP	Leach	1311			751368	ZL4A	ELLE	01/02/26 14:01 - 01/03/26 06:48 [1]
TCLP	Analysis	8260D		20	751900	TQ4J	ELLE	01/05/26 18:21
TCLP	Leach	1311			750231	HA8T	ELLE	12/30/25 17:23 - 12/31/25 09:30 [1]
TCLP	Prep	3510C			752234	W2AM	ELLE	01/05/26 16:50
TCLP	Analysis	8270E		1	752396	TB8M	ELLE	01/06/26 12:10
TCLP	Leach	1311			750231	HA8T	ELLE	12/30/25 17:23 - 12/31/25 09:30 [1]
TCLP	Prep	3005A			751838	UAMX	ELLE	01/04/26 20:15
TCLP	Analysis	6020B		1	752169	F7JF	ELLE	01/05/26 13:53
TCLP	Leach	1311			750231	HA8T	ELLE	12/30/25 17:23 - 12/31/25 09:30 [1]
TCLP	Prep	7470A			751839	UAMX	ELLE	01/04/26 22:20
TCLP	Analysis	7470A		1	752093	X3ZX	ELLE	01/05/26 07:58
Total/NA	Analysis	Moisture		1	748619	VGDO	ELLE	12/23/25 15:08

Client Sample ID: 2512161225
Date Collected: 12/16/25 12:25
Date Received: 12/18/25 10:20

Lab Sample ID: 410-258346-2
Matrix: Solid
Percent Solids: 89.8

Prep Type	Batch Type	Batch Method	Run	Dilution Factor	Batch Number	Analyst	Lab	Prepared or Analyzed
Total/NA	Prep	TX_1005_S_Prep			747843	MD4W	ELLE	12/22/25 12:00
Total/NA	Analysis	TX 1005		1	748306	KP5X	ELLE	12/23/25 22:31

[1] This procedure uses a method stipulated length of time for the process. Both start and end times are displayed.

Lab Chronicle

Client: Tetra Tech Inc
Job ID: 410-258346-1
Project/Site: White Sands Test Facility, NM

Laboratory References:

ELLE = Eurofins Lancaster Laboratories Environment Testing, LLC, 2425 New Holland Pike, Lancaster, PA 17601, TEL (717)656-2300

Accreditation/Certification Summary

Client: Tetra Tech Inc
Job ID: 410-258346-1
Project/Site: White Sands Test Facility, NM

Laboratory: Eurofins Lancaster Laboratories Environment Testing, LLC

Unless otherwise noted, all analytes for this laboratory were covered under each accreditation/certification below.

Authority	Program	Identification Number	Expiration Date
A2LA	Dept. of Defense ELAP	0001.01	11-30-26

The following analytes are included in this report, but the laboratory is not certified by the governing authority. This list may include analytes for which the agency does not offer certification.

Analysis Method	Prep Method	Matrix	Analyte
Moisture		Solid	Percent Moisture

Pennsylvania	NELAP	36-00037	01-31-26

The following analytes are included in this report, but the laboratory is not certified by the governing authority. This list may include analytes for which the agency does not offer certification.

Analysis Method	Prep Method	Matrix	Analyte
9040C		Water	Corrosivity
Moisture		Solid	Percent Moisture

Method Summary

Client: Tetra Tech Inc
Project/Site: White Sands Test Facility, NM

Job ID: 410-258346-1

Method	Method Description	Protocol	Laboratory
8260D	Volatile Organic Compounds (GC/MS)	SW846	ELLE
8270E	Semivolatile Organic Compounds (GC/MS)	SW846	ELLE
TX 1005	Texas - Total Petroleum Hydrocarbon (GC)	TCEQ	ELLE
6020B	Metals (ICP/MS)	SW846	ELLE
7470A	Mercury (CVAA)	SW846	ELLE
1010B	Ignitability, Pensky-Martens Closed-Cup Method	SW846	ELLE
9040C	pH	SW846	ELLE
Moisture	Percent Moisture	EPA	ELLE
1311	TCLP Extraction	SW846	ELLE
3005A	Preparation, Total Recoverable or Dissolved Metals	SW846	ELLE
3510C	Liquid-Liquid Extraction (Separatory Funnel)	SW846	ELLE
5030C	Purge and Trap	SW846	ELLE
7470A	Preparation, Mercury	SW846	ELLE
TX_1005_S_Prep	Extraction - Texas Total petroleum Hyrdocarbons	TCEQ	ELLE
TX_1005_W_Prep	Extraction - Texas Total petroleum Hyrdocarbons	TCEQ	ELLE

Protocol References:

EPA = US Environmental Protection Agency

SW846 = "Test Methods For Evaluating Solid Waste, Physical/Chemical Methods", Third Edition, November 1986 And Its Updates.

TCEQ = Texas Commission of Environmental Quality

Laboratory References:

ELLE = Eurofins Lancaster Laboratories Environment Testing, LLC, 2425 New Holland Pike, Lancaster, PA 17601, TEL (717)656-2300

Sample Summary

Client: Tetra Tech Inc
Project/Site: White Sands Test Facility, NM

Job ID: 410-258346-1

Lab Sample ID	Client Sample ID	Matrix	Collected	Received	Sample Origin
410-258346-1	2512161220	Water	12/16/25 12:20	12/18/25 10:20	New Mexico
410-258346-2	2512161225	Solid	12/16/25 12:25	12/18/25 10:20	New Mexico

Eurofins Lancaster Laboratories Environme
2425 New Holland Pike
Lancaster, PA 17601
Phone: 717-656-2300 Fax: 717-656-2681

Chain of Custo

410-258346 Chain of Custody

of 3

eurofins | Environment Testing

Client Information	Sampler: Grace Ashmore / Ben Seiderm	Tracking No(s):	COC No: 410-175812-49336.1
Client Contact: Sarah Damphousse	Phone: 831-220-9227	Stephen.Gordon@et.eurofinsus.com	Page: Page 1 of 1
Company: Tetra Tech Inc	PWSID:		Job #:
Address: 400 Penn Center Boulevard Suite 700	Due Date Requested: Standard		
City: Pittsburgh	TAT Requested (days): Standard		
State, Zip: PA, 15235	Compliance Project: Δ Yes Δ No		
Phone: 407-508-1414	PO #: 1223283		
Email: Sarah.Damphousse@tetratech.com	WO #:		
Project Name: White Sands Test Facility, NM	Project #: 41028206		
Site: 600C-004-GW	SSOW#:		

Analysis Requested

Preservation Codes: N - None; A - HCL

Sample identification	Sample Date	Sample Time	Sample Type (C=comp, G=grab)	Matrix (W=water, S=solid, O=waste/oil, BT=Tissue, A=Air, DW=Drinking Water)	Field Filtered Sample (Yes or No)	MS/MSD (Yes or No)	8260D_DOD6 - TCLP VOCs	8020B_DOD6, 7470A_DOD6, 8270E_DOD6	9040C - pH, Temperature, Corrosivity	1010B - Local Method	TX_1005 - TX 1005	Moisture - Percent Moisture	TX_1005 - TX 1005	Total Number of containers	Special Instructions/Note:
Preservation Code:							N	N	N	N	A	N	N		
251216 1220	12/16/25	1220	C	Water			X	X	X	X	X				600C-004-GW IDW sample
~~251216 1225~~ 251216 1225	12/16/25	1225	C	~~Water~~ Solid				X				X	X		600C-004-GW IDW sample
				Water											
				Solid											
				Solid											
				Solid											

Possible Hazard Identification
☒ Non-Hazard ☐ Flammable ☐ Skin Irritant ☐ Poison B ☐ Unknown ☐ Radiological

Sample Disposal (A fee may be assessed if samples are retained longer than 1 month)
☐ Return To Client ☒ Disposal By Lab ☐ Archive For _____ Months

Deliverable Requested: I, II, III, IV, Other (specify)

Special Instructions/QC Requirements:

Empty Kit Relinquished by:	Date:	Time:	Method of Shipment:

Relinquished by:	Date/Time:	Company	Received by:	Date/Time:	Company
Ben Seiderman	12/17/25 1400	Tetra Tech	Fedex	12/17/25 1400	Fedex
Relinquished by:	Date/Time:	Company	Received by:	Date/Time:	Company
Relinquished by:	Date/Time:	Company	Received by:	Date/Time: 12/18/25 1000	Company

Custody Seals Intact: ☐ Yes Δ No | Custody Seal No.:

Cooler Temperature(s) °C and Other Remarks: R: 5.1 C: 4.8

Login Sample Receipt Checklist

Client: Tetra Tech Inc

Job Number: 410-258346-1

Login Number: 258346
List Number: 1
Creator: Fuehrer, Stephanie

List Source: Eurofins Lancaster Laboratories Environment Testing, LLC

Question	Answer	Comment
The cooler's custody seal is intact.	True	
The cooler or samples do not appear to have been compromised or tampered with.	True	
Samples were received on ice.	True	
Cooler Temperature acceptable,where thermal pres is required(</=6C, not frozen).	True	
Cooler Temperature is recorded.	True	
WV:Container Temp acceptable,where thermal pres is required (</=6C, not frozen).	N/A	
WV: Container Temperature is recorded.	N/A	
COC is present.	True	
COC is filled out in ink and legible.	True	
COC is filled out with all pertinent information.	False	Refer to Job Narrative for details.
There are no discrepancies between the containers received and the COC.	True	
Sample containers have legible labels.	True	
Containers are not broken or leaking.	True	
Sample collection date/times are provided.	True	
Appropriate sample containers are used.	True	
Sample bottles are completely filled.	True	
There is sufficient vol. for all requested analyses.	True	
Is the Field Sampler's name present on COC?	True	
Sample custody seals are intact.	N/A	
VOA sample vials do not have headspace >6mm in diameter (none, if from WV)?	True	