



Wallops Flight Facility 3 Day Outlook







ISSUED: 4/3/2026 1600L



This forecast is valid for Wallops Flight Facility Operations

This forecast is updated no later than 1600L, Monday-Friday

Please contact the Weather Forecast Office at ext. 1325 with questions

Saturday		Sunday		Monday	
AM	PM	AM	PM	AM	PM
					
Partly cloudy. Mild.	Partly cloudy. Slightly breezy. Warm.	Partly to mostly cloudy. Breezy with a very slight chance of rain late. Mild.	Mostly cloudy to overcast. Rain showers likely with a chance of t'storms. Breezy. Cooler late.	Mostly cloudy early, becoming mostly sunny. Cooler.	Partly cloudy. Cooler.

Chance of Precipitation					
--------------------------------	--	--	--	--	--

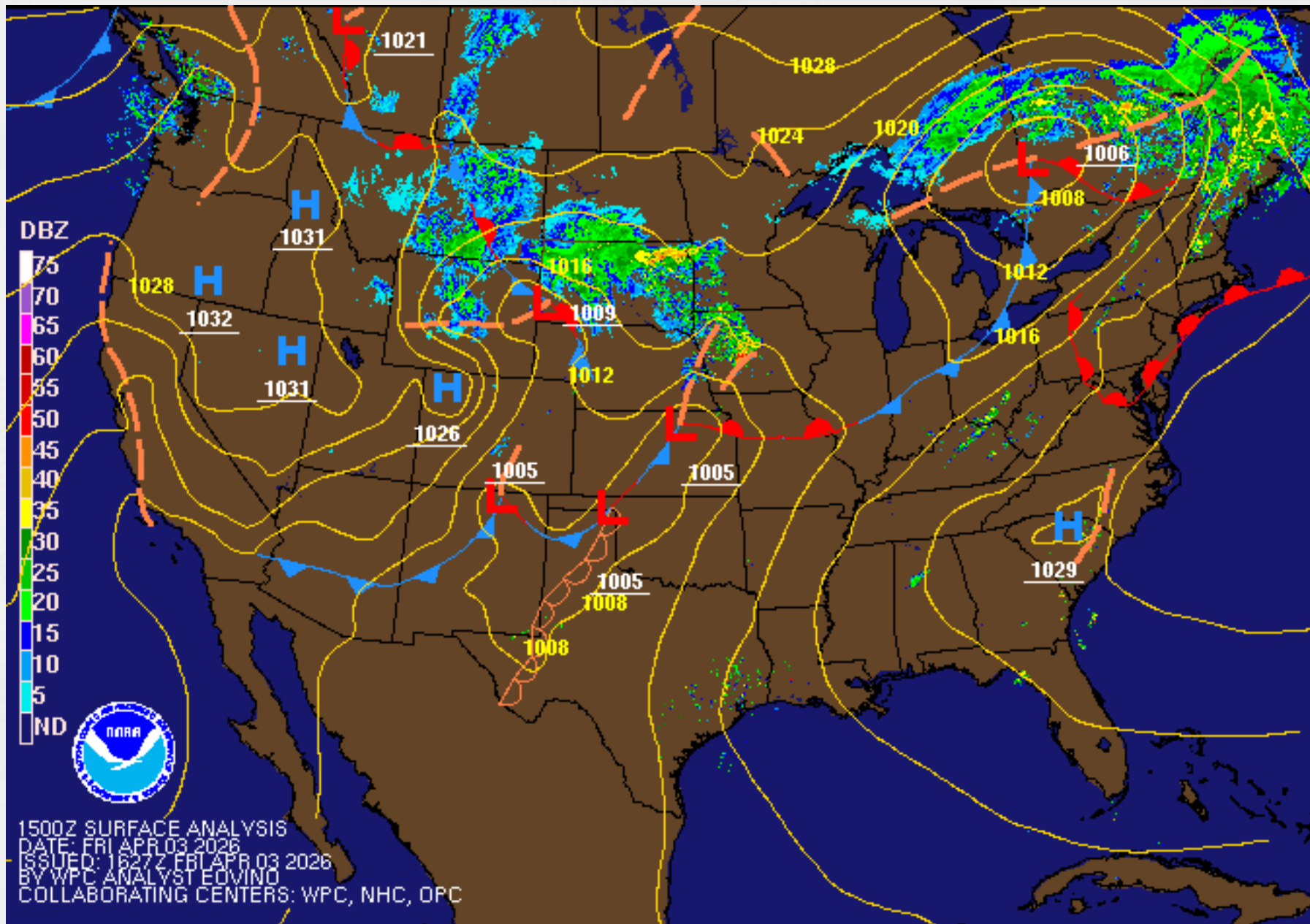
Tomorrow's Sunrise/Sunset: 0643L/1928L Moonrise/Moonset: 2225L/0737L	Low: 60F SSW 7-12 kts -> SW 8-13 G19 kts	High: 79F SSW 9-14 G20 kts -> S 10-15 kts	Low: 60F S 10-15 kts -> SW 12-17 G32 kts	High: 72F SW 12-17 G32 kts -> NW 7-12 G17 kts	Low: 44F NW 7-12 G17 kts -> WNW 8-13 G18 kts	High: 57F W 8-13 G18 kts -> SSW 5-10 kts
---	---	--	---	--	---	---

High Tides and Moon Phase	0950L&2207L	Visible 93%	1028L&2248L	Visible 88%	1108L&2330L	Visible 81%
----------------------------------	-------------	-------------	-------------	-------------	-------------	-------------

Category	Constraint	4/4/26		4/5/26		4/6/26	
Lightning	Within 10 miles of WFF						
Ceiling/Vis	< 500' and/or < 1 mile						
High Winds	≥ 25kt						
Heavy Rain	Causes localized flooding						
Flooding	High Wind, Surf, Tide						
Snow & Ice	Hazardous to Ops						
Extreme Heat	Heat Index ≥ 100F						
Extreme Cold	Wind Chill ≤ 10F						

YELLOW: 16-40% Likely **ORANGE:** 41-70% Likely **RED:** 71-100% Likely

Current Surface Analysis





Space Weather Outlook

ISSUED: 4/3/2026



Storm Type	24 Hour Observed Max	4/4/26 Forecast	4/5/26 Forecast
Geomagnetic Storms	G3	G2	G1
Solar Radiation Storms	None	20% chance of \geq S1	20% chance of \geq S1
Radio Blackouts	R1	55% chance of R1-R2 15% chance of R3-R5	55% chance of R1-R2 15% chance of R3-R5

Space Weather Scales

Storm Type	Minor	Moderate	Strong	Severe	Extreme
Geomagnetic Storms	G1	G2	G3	G4	G5
Solar Radiation Storms	S1	S2	S3	S4	S5
Radio Blackouts	R1	R2	R3	R4	R5

For more detailed information about the space weather scales referenced above, please visit the website below.

http://www.swpc.noaa.gov/sites/default/files/images/NOAA_scales.pdf