

# V&V of DES using multiple CFD codes

Michael Stoellinger, Jorden Schulte (UWYO)  
Christian Morsbach, Felix Moeller (DLR)

2022 Symposium on “Turbulence Modeling: Roadblocks, and the Potential for Machine Learning”, Suffolk, VA, 27 July 2022



# 1) Strategy

- Use a basic two-equation type DES model implemented in different CFD codes: FUN3D, DLR-TRACE, OpenFOAM 6 (incompressible)
  - Main model complexity is in the RANS model with a simple length-scale based switch to LES
- Verify RANS model implementation by code comparison
  - TMR test case 2d bump in channel (low Mach) for grid convergence
  - 2d periodic hill at  $Re=37,000$  (low Mach) (two grid levels)
- Verification of DES model by code comparison
  - 3d periodic hill at  $Re=37,000$  (two grid levels)
- Validation of DES model by comparison to Experiment & WRLES
  - 3d periodic hill at  $Re=37,000$



# 1) Strategy

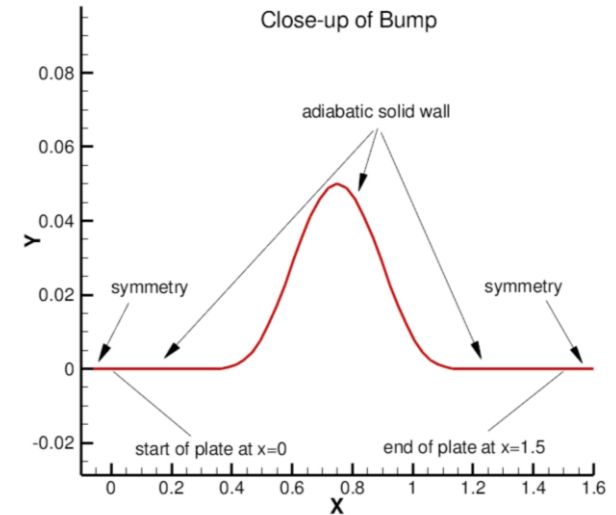
- Use the Menter SST Two-Equation Turbulence Model from 2003 (M-SST-2003) (available in FUN3D)
- OpenFOAM v6 turbulence model "kOmegaSST" is indeed the M-SST-2003 RANS model when using all default parameters
- The OpenFOAM  $\omega$  boundary condition does not match the TMR description, we implemented a new BC
  - Removed "blended" BC branch
  - Removed the "log-law wall" check - only used "low-Re" formulation
  - $\omega_{wall}$  value is off by a factor of 10
- Near wall distance calculation in OpenFOAM differs from FUN3D



# 2) Pure RANS model verification

## a) 2d-bump RANS verification

- TMR verification test case  
<https://turbmodels.larc.nasa.gov/bump.html>
- Low Mach number  $M = 0.2$ ,  $Re = 3$  million based on a length "1" of the grid
- Use TMR FUN3D results



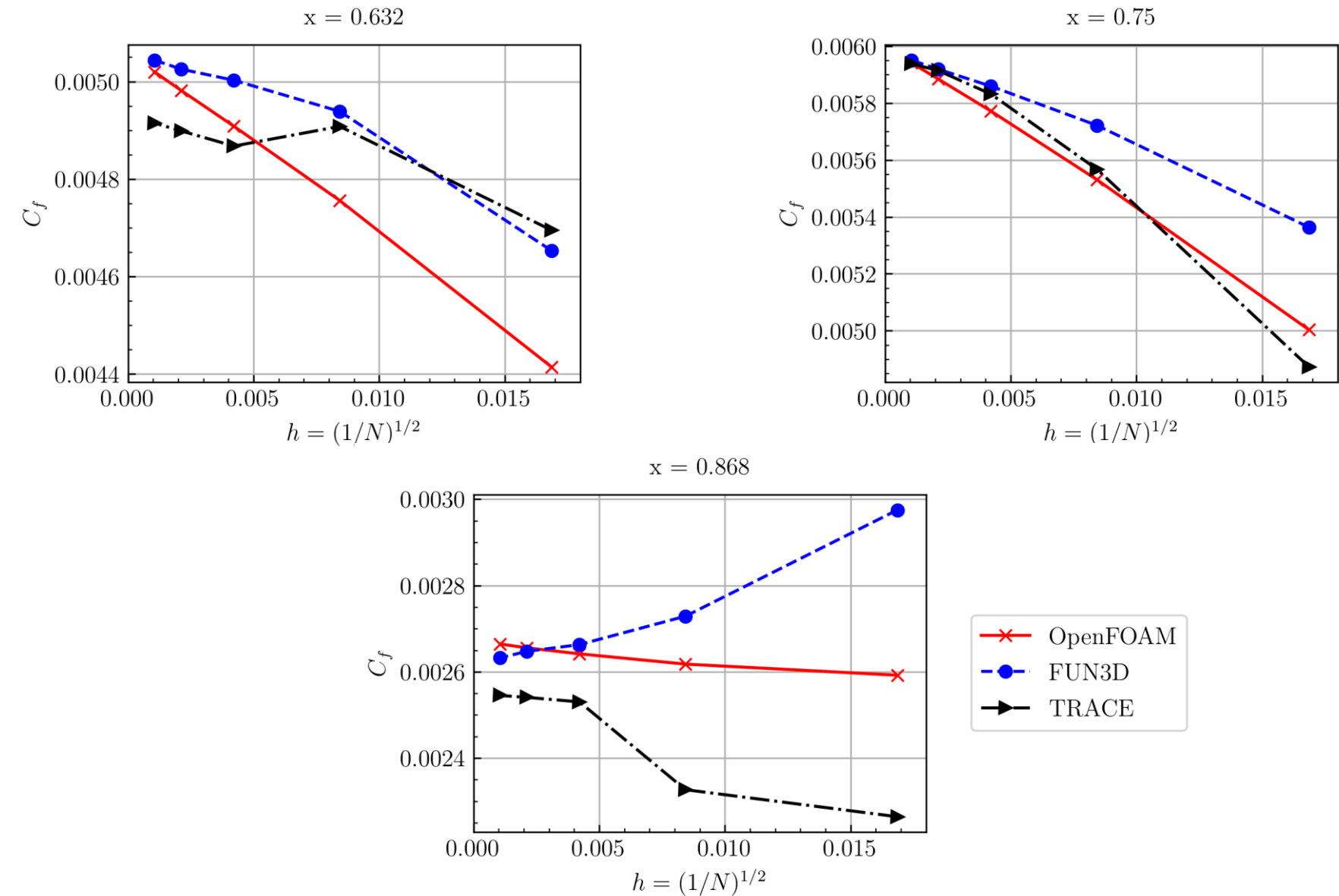
### Numerical schemes

- OpenFOAM: 2nd Order upwind for divergence of momentum, 1st order upwind for turbulence terms. Gauss linear scheme for Laplacians, gradients and cell to face interpolation.
- FUN3D: The 2nd order unstructured-grid MUSCL scheme with an equal blend of upwind biased (Fromm) and central difference discretization ( $\kappa = 0.5$ ) in FUN3D. 1st order upwinding was used for the advective terms in the turbulence model.
- TRACE: 2nd order MUSCL scheme ( $\kappa = 0.0$ ) for spatial discretization and 2nd order accurate central difference scheme was used for the viscous fluxes.



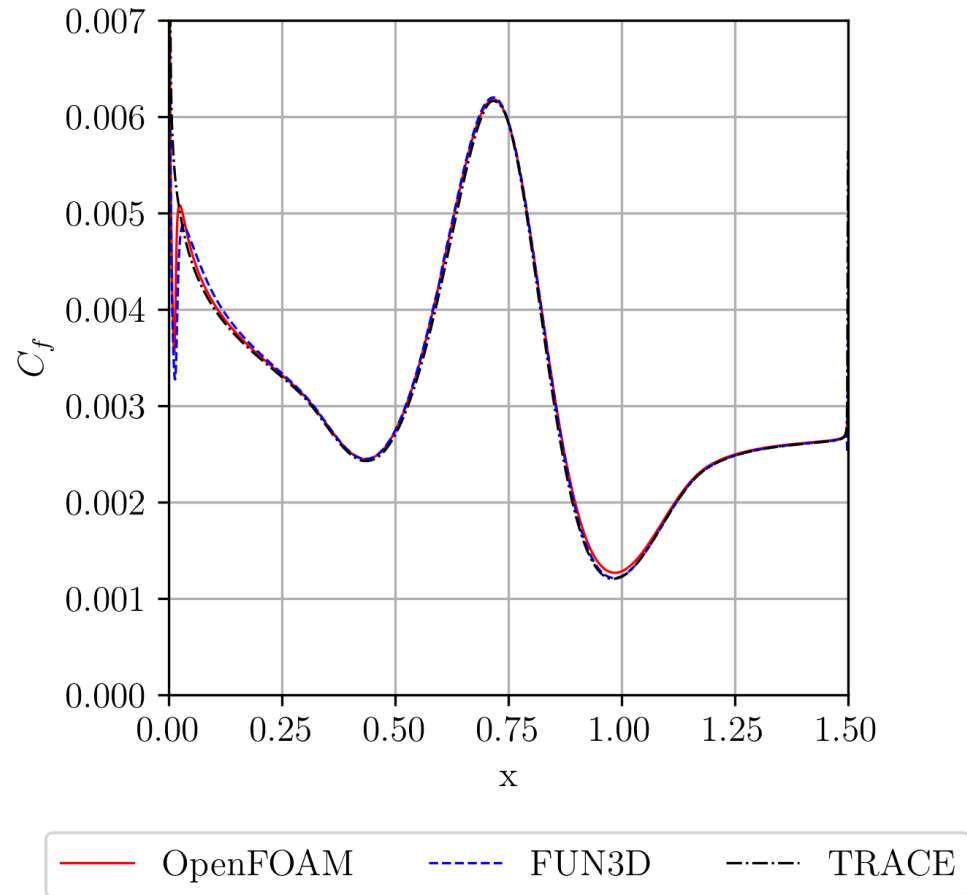
# 2) Pure RANS model verification

## 2d Bump grid convergence & code comparisons



## 2) Pure RANS model verification

Code comparisons on finest  
grid 1409x641



Codes	$e_{rel}, C_f$	$e_{rel}, C_p$	$e_{rel}, \mu_t$
OpenFOAM-FUN3D	3.06%	2.01%	2.62%
OpenFOAM - TRACE	4.41%	1.89%	2.32%
FUN3D-TRACE	5.24%	1.92%	0.88%

## 2) Pure RANS model verification

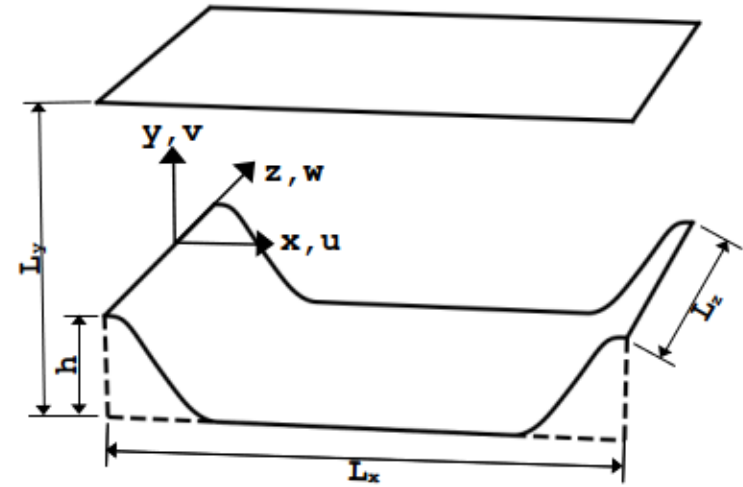
- Overall FUN3D – OpenFoam closer than FUN3d – TRACE
- TMR comparison between FUN3D and CFL3D much closer than our results
- Initial studies show that  $Ma = 0.1$  gets FUN3D – OpenFoam closer
- Consider switching to OpenFOAM v2206 (other branch) that has near wall distance calculation matching FUN3D (although wall near wall distance values are very close for the bump)
- Found a potential small bug in FUN3D (v 13.6) STT-2003 implementation
  - Strangely, there are two key-words for seemingly the same model: **sst\_2003 (used in TMR name list)** and kw\_sst\_2003
  - The cross diffusion limiter of  $10^{-10}$  is only used in kw\_sst\_2003 but in SST the “incorrect”  $10^{-20}$  is used (subroutine ....)



## 2) Pure RANS model verification

### b) Periodic Hill RANS verification

- Low Mach number -  $Ma = 0.1$
- Except TRACE where  $Ma = 0.3$ .
- $Re = \frac{\rho_b U_b h}{\mu} = 37,000$  with  $U_b = 1$ ,  $\rho_b = 1$ , and  $h = 1$  at  $x=0$
- $L_x = 9h$ ,  $L_y = 3.035h$ , and  $L_z = 4.5h$ .
- 200x100x1 grid generated in Pointwise and then exported to OpenFOAM, FUN3D, Trace



### Numerical Scheme Changes in preparation for DES

- OpenFOAM: divergence scheme for velocity was switched to the “Gauss GammaV” scheme with gradients solved using a “cellLimited leastSquares”





# 2) Pure RANS model verification

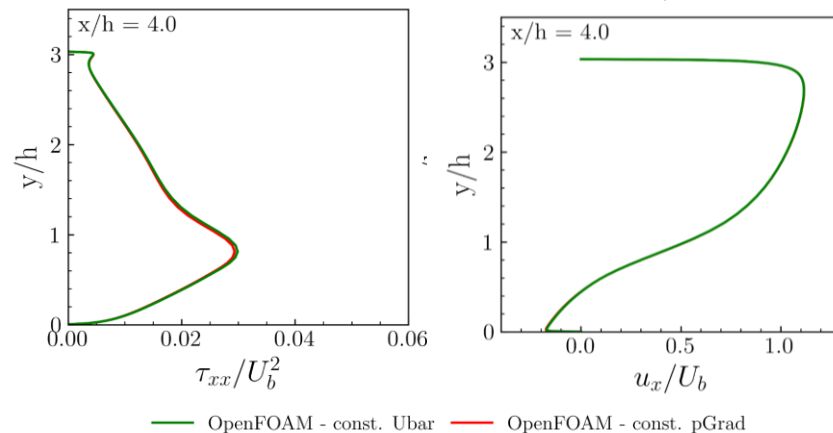
## Forcing of the periodic flow

- Two options for driving the periodic flow: **constant volume averaged velocity:**

$$\bar{U} = \frac{V}{V_c} \cdot U_b = \frac{114.2m^3}{9m \cdot (3.035m - 1m) \cdot 4.5m} \cdot 1m/s = 0.721m/s,$$

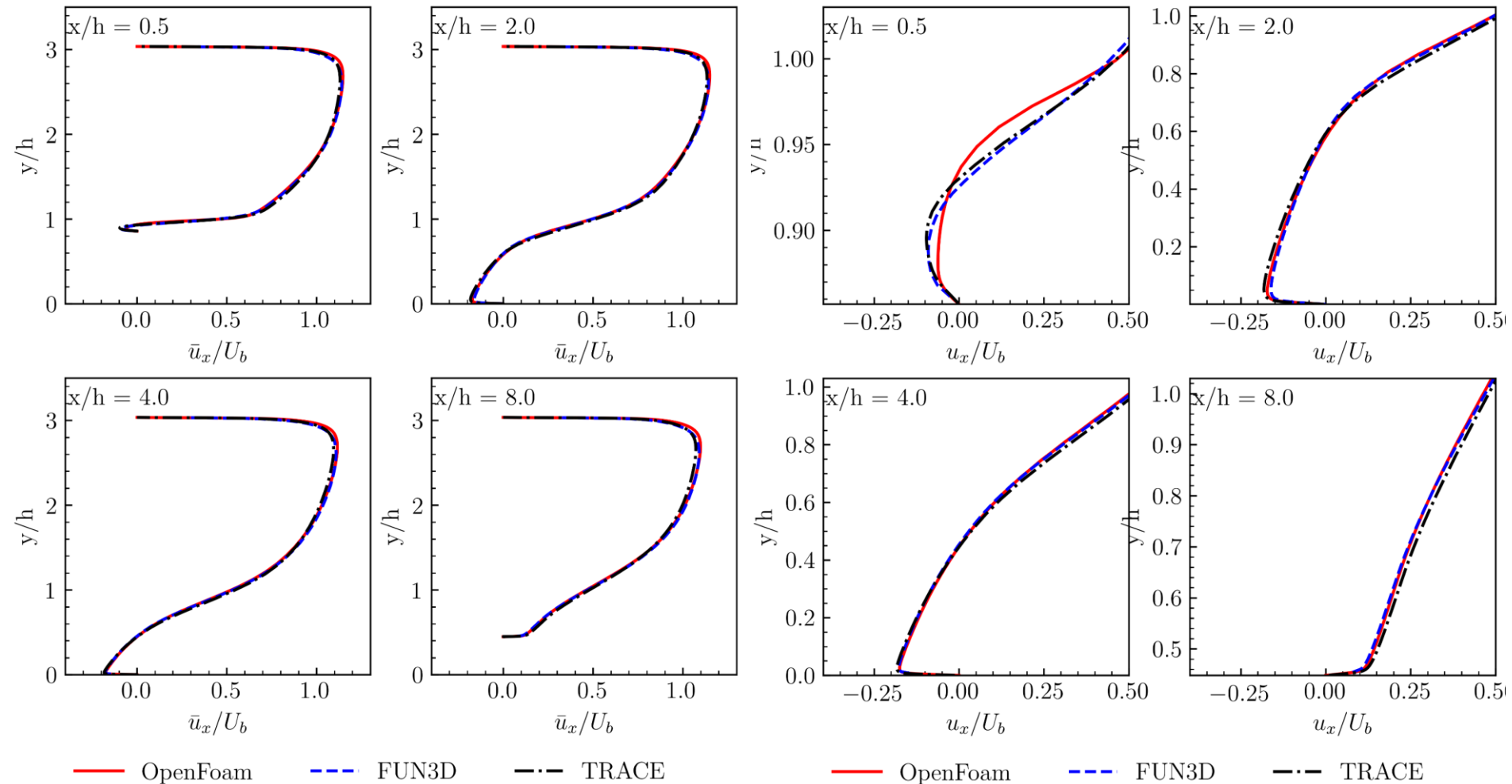
and **constant axial pressure gradient.**

- Used a constant  $\bar{U}$  case to determine the pressure gradient with OpenFOAM =>  $\frac{dp}{dx} = 6.326 \cdot 10^{-3} Pa/m$
- Decided to use a constant pressure gradient as there is no volume averaged velocity momentum source in FUN3D
- TRACE results from const. vel. forcing!



RANS results essentially unaffected by driving force method!

## 2) Pure RANS model verification

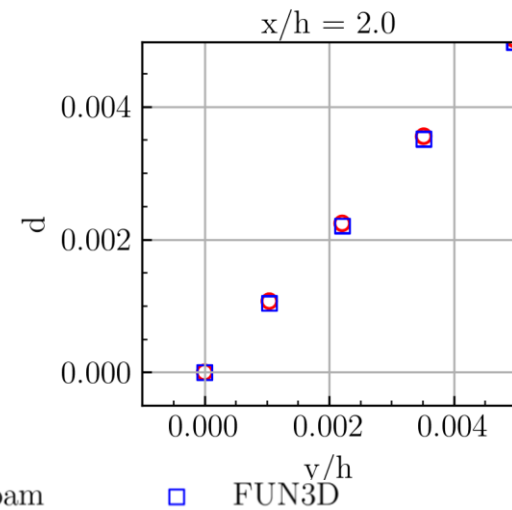
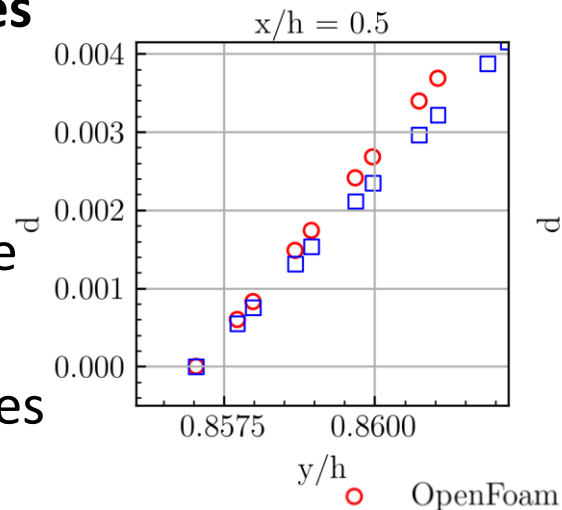


- Bulk velocity at  $x=0$ :  $OF = 0.999$ ,  $FUN3D = 0.985$  (should be = 1)
- Relative difference OF-FUN3D largest at  $x/h=4$  with 5.8% (FUN3D-Trace = 5.2%)

## 2) Pure RANS model verification

### Explanations for larger differences than in bump

- Used a coarser grid
- Difference in near wall distance calculation
- Difference in numerical schemes



### Next steps

- Use OF v2206 and check near wall distance
- Use a twice finer 400x200 grid
- Carefully check if we can match discretization schemes closer



### 3) DES model Verification

#### DES modification of M-SST=2003

TKE dissipation  $D_{RANS}^k = \beta^* \rho \omega k = \frac{\rho k^{3/2}}{l_{k-\omega}} \quad l_{k-\omega} = \frac{k^{1/2}}{\beta * \omega}$

**Changed to**  $D_{DES}^k = \frac{\rho k^{3/2}}{\tilde{l}}. \quad \tilde{l} = \min(l_{k-\omega}, C_{DES} \Delta)$

$$C_{DES} = (1 - F_1) C_{DES}^{k-\epsilon} + F_1 (C_{DES}^{k-\omega}) \quad C_{DES}^{k-\epsilon} = 0.61 \text{ and } C_{DES}^{k-\omega} = 0.78$$

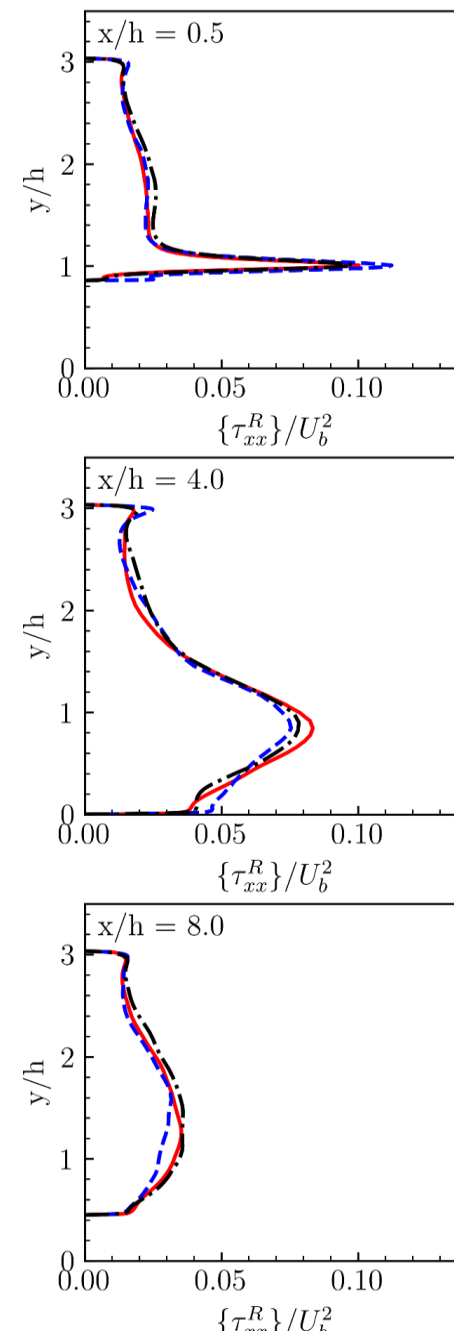
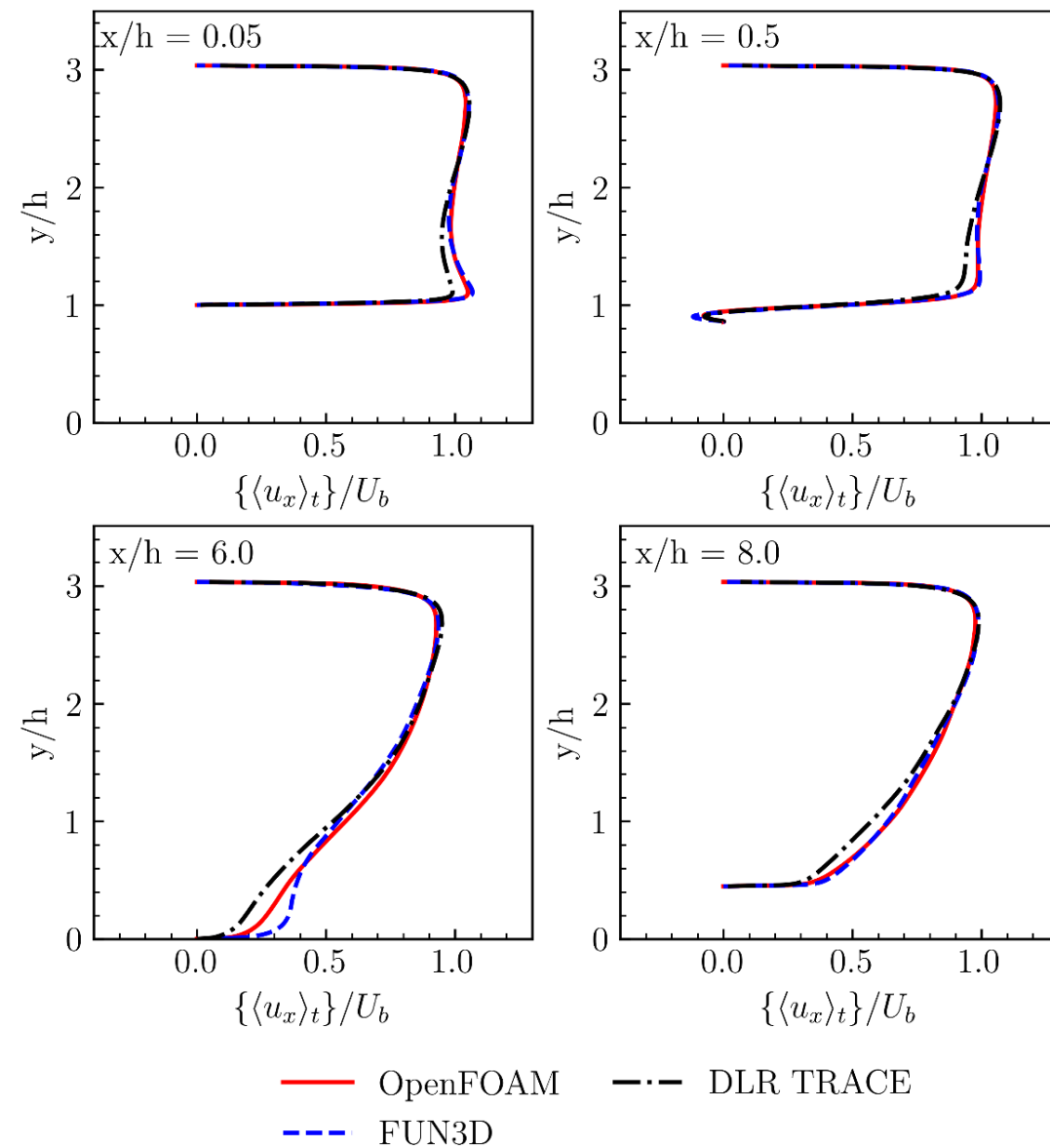
- Used different FUN3D DES model first: “des\_kw\_sst” + “strelets\_des = .true => suspect an implementation error (tke production and dissipation multiplied by rho in non-conservative implementation?)
- Implemented new FUN3D model “des\_sst\_2003” (lot’s of copy and pasting of the RANS model source code)
- Basic Verification: using “strelets\_des = .false.” in “des\_sst\_2003” reverts it back to pure RANS “sst\_2003” and results are identical

### 3) DES model Verification

- Grid 200x100x100 (same 200x100 grid extruded into spanwise direction using 100 cells)
- OpenFOAM and FUN3D used  $\Delta t/t_c = 11.11 \times 10^{-4}$ , TRACE used  $\Delta t/t_c = 13 \times 10^{-4} \Rightarrow$  time averaging requirement  $> 20t_c$
- Fixed driving pressure gradient determined from OpenFOam and then non-dimensionalized  $\frac{dp^*}{dx^*} = 1.0638 \cdot 10^{-5}$  (FUN3D), TRACE ( $Ma = 0.3$ ) results still based on const. bulk velocity driving!
- FUN3D needs full sub-iteration convergence (followed “unsteady tutorials”)  $\Rightarrow$  typically 15 sub-iterations required
- FUN3D is about 7x more costly than OpneFOAM
  - Used 4x larger time step (thanks to fully implicit) to catch up
  - Ran out of time: results averaged only over  $\sim 10t_c$
- Check bulk velocity:  $U_{b,OF} = 1.057$ ,  $U_{b,FUN} = 1.037$



### 3) DES model V&V



## 4) Conclusions and next steps

- Verification for RANS
  - 2d-bump-in-channel case at  $Ma = 0.2 \Rightarrow$  overall ok but try to get it closer
  - Periodic hill flow case at  $Ma = 0.1 \Rightarrow$  finer grid results needed
- Verification for DES, periodic hill flow case at  $Ma = 0.1$ 
  - Probably need  $30 - 50 t_c$  for time averaging + spatial averaging (could not get FUN3D's built-in tool to work)
  - FUN3D results need more time to run  $\Rightarrow$  keep using larger time step to speed up
  - Grid convergence study: run a 8x finer grid (16M cells) but with  $\Delta_{fine} = \Delta_{coarse}$  (need to hack FUN3D model)
- Validation for DES
  - Easy, just compare with WRLES and experiments (OF results look very reasonable)



# Thank you to

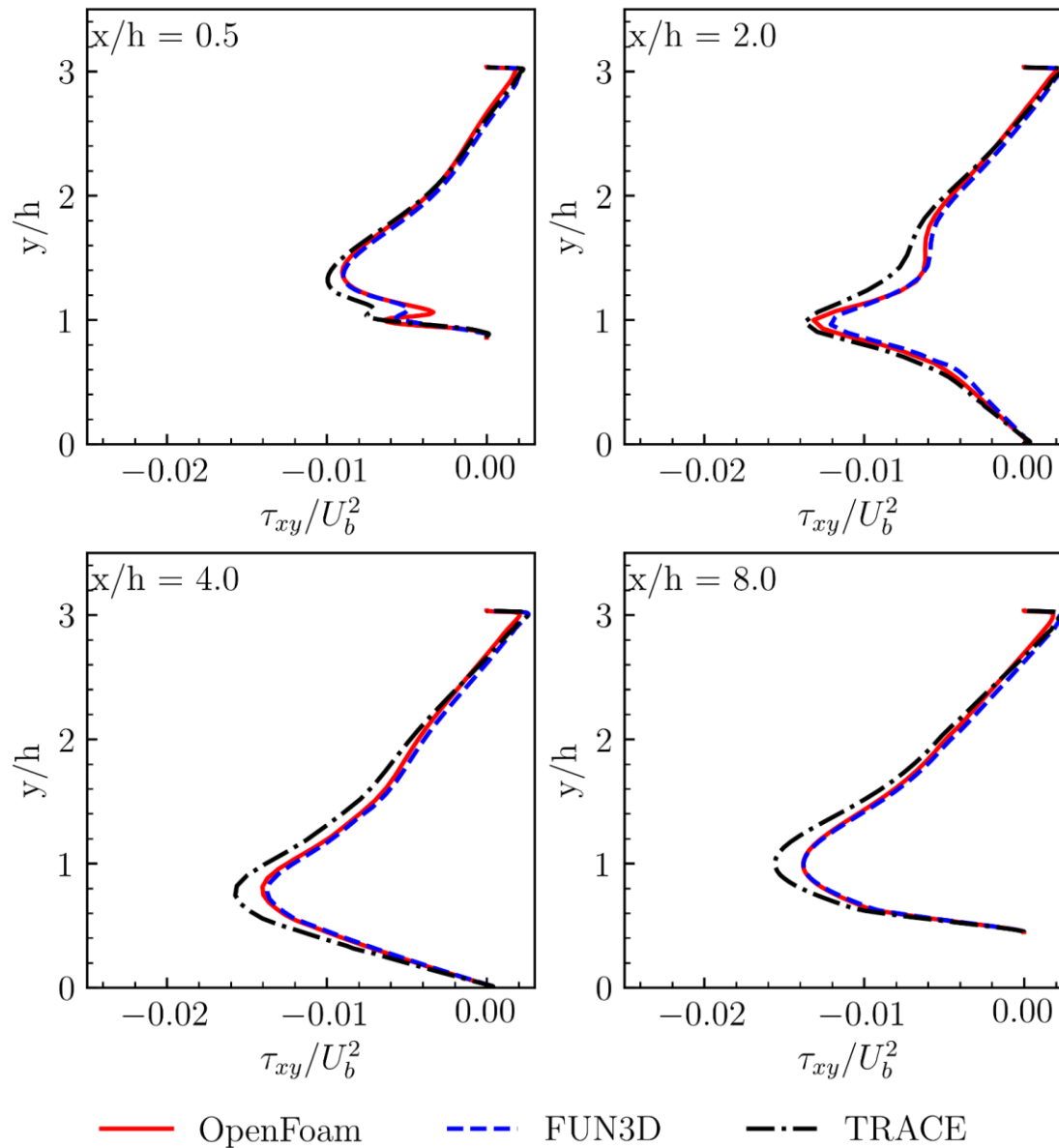
- Chris Rumsey, Gary Coleman, Mary Bunde and all others to make this workshop happen
- My collaborators
- Wyoming NASA Space Grant Consortium for partial support of Jorden
- UWYO-ME for TA support of Jorden
- You all for listening







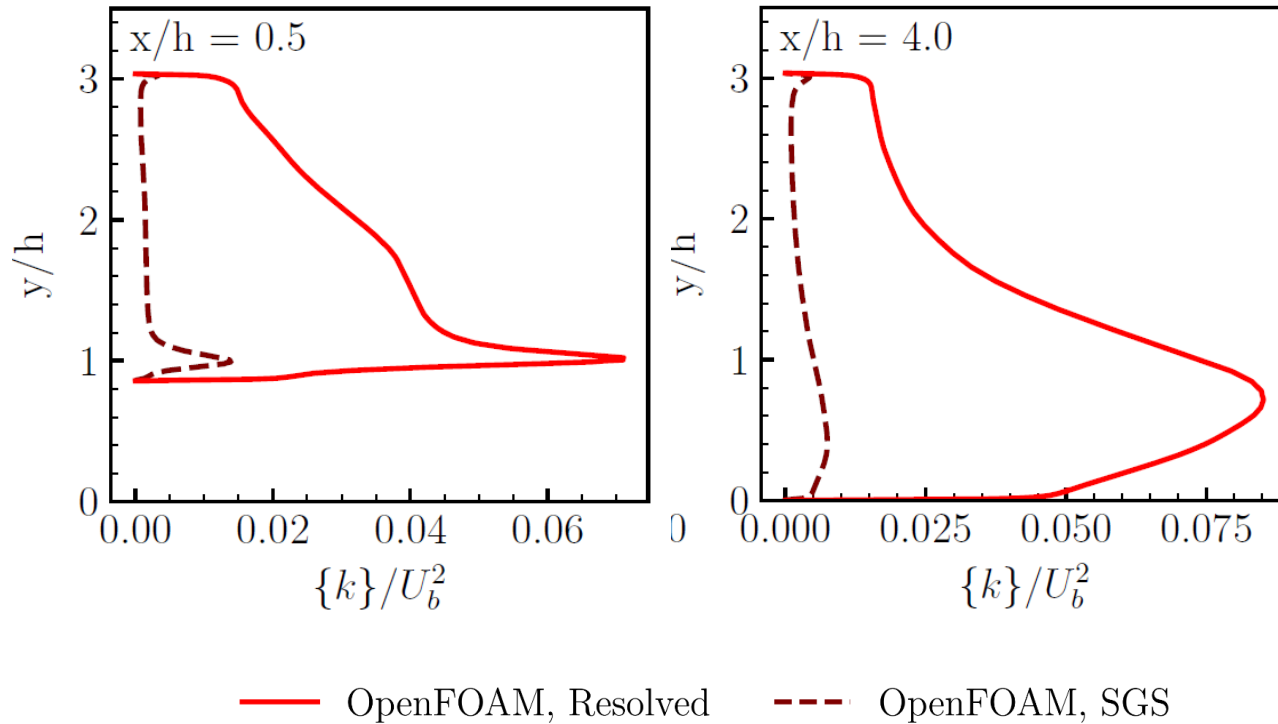
## 2) Pure RANS model verification



Relative difference  
OF-FUN3D for  $\tau_{xy}$   
largest at  $x/h=0.5$  with  
12.7%

### 3) DES model V&V

#### OpenFOAM tests

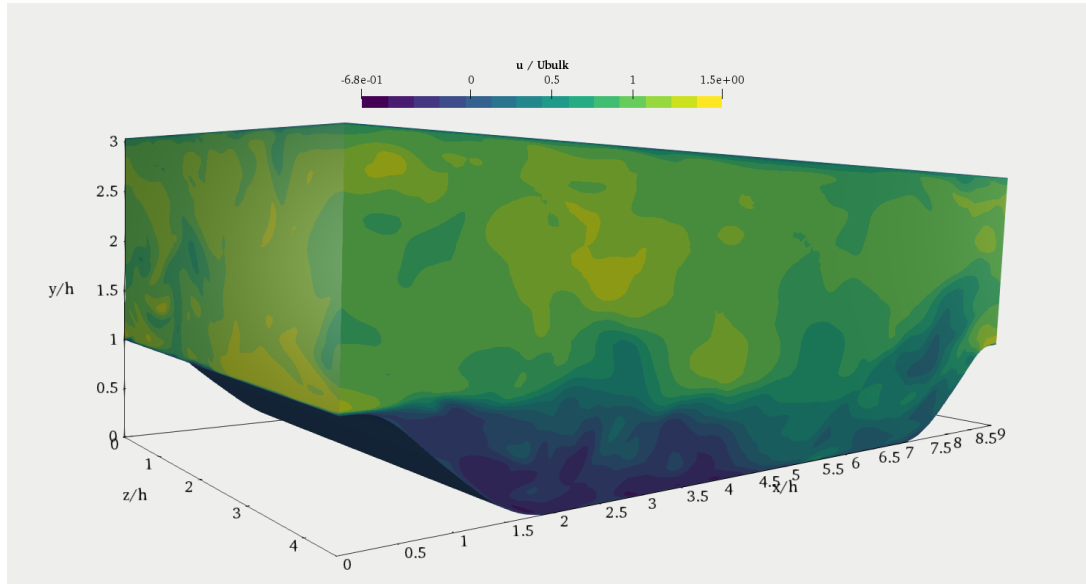


As expected, modeled contribution only significant near the walls



### 3) DES model V&V

OpenFOAM time-averaging results

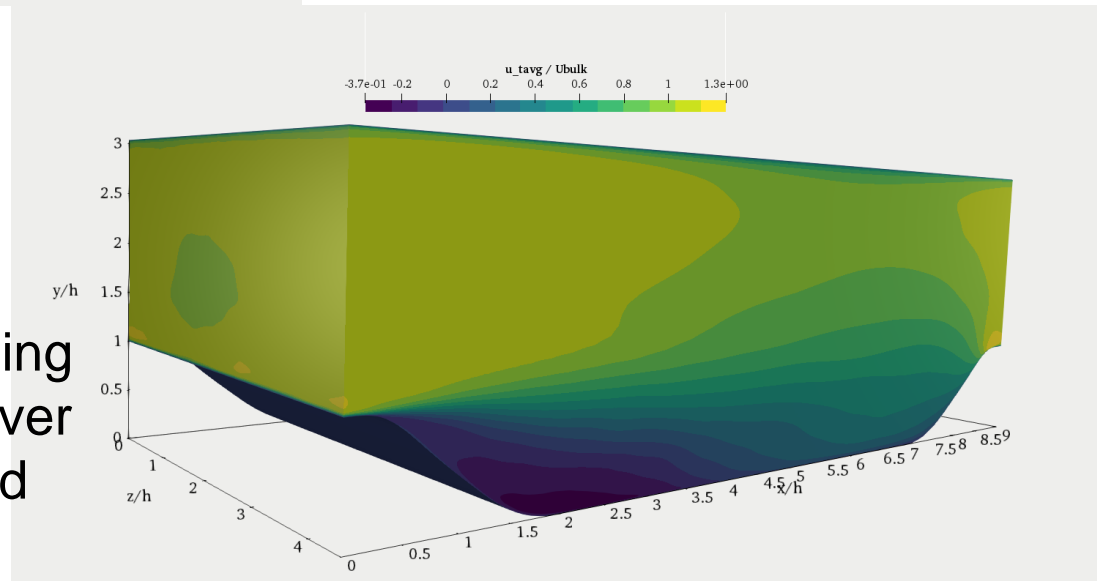


Instantaneous velocity  
at  $t = 32.5 t_c$

Mean velocity (averaged  
over  $20 t_c$ )

**Not perfectly symmetric!**

- would need longer time averaging
- Instead, additional averaging over the 100 spanwise points is used



# 3) DES model V&V

K-w,  $U_{b\_of}=1.057$ ,  $U_{b\_fun}=1.0392$

