

VIRGINIA

NASA Center: Langley Research Center – Hampton Virginia

NASA Center: Wallops Flight Facility – Wallops Island, VA Managed by Goddard Space Flight Center



NASA AGENCYWIDE⁽¹⁾

State Impact

24,763 Jobs Supported

\$6.1B Economic Output

\$244.2M State Tax Revenue

MOON TO MARS CAMPAIGN

State Impact

4,195 Jobs Supported

\$899.3M Economic Output

\$38.5M State Tax Revenue

FY23 State Procurement Investment⁽²⁾ **\$1.8B**

SAMPLE OBLIGATIONS⁽³⁾



BUSINESS

\$1.3B

Other Than Small Business

\$1B

Small Business

\$313.5M



EDUCATIONAL

\$17.2M



GOVERNMENT

\$3.1M



NON-PROFIT

\$19.3M

LEADING STATE-BASED

NASA BUSINESS CONTRACTORS

Bechtel National, Inc.	\$308,679,000
Northrop Grumman Systems Corporation	\$262,735,911
Peraton, Inc.	\$231,152,978
Jacobs Technology, Inc.	\$75,347,489
Science Applications International Corporation	\$56,732,752

LEADING STATE-BASED

NASA EDUCATION FUNDING

George Mason University	\$5,041,352
University of Virginia	\$4,826,274
Virginia Polytechnic Institute & State University	\$2,815,209
Christopher Newport University	\$719,868
Eastern Virginia Medical School	\$660,900

SPACE GRANT CONSORTIUM

Old Dominion University Research Foundation	\$1,259,950
---------------------------------------------	-------------

⁽¹⁾ For more information, please visit <https://www.nasa.gov/value-of-nasa/>

⁽²⁾ NASA contracts sourced in the state in FY23; see FY23 NASA Economic Impact Report

⁽³⁾ Categories are not additive. For more information on FY23 Sample Obligations, please visit: [NASA Acquisition Internet Service \(NAIS\)](#)

VIRGINIA

NASA Center: Langley Research Center – Hampton Virginia

NASA Center: Wallops Flight Facility – Wallops Island, VA Managed by Goddard



24,763

NASA JOBS SUPPORTED

There are 2,478 NASA federal employees and 11,634 contractors* in the state of Virginia.

For every NASA civil servant job located in Virginia, an additional 9** jobs are supported in the state economy. For every million dollars' worth of economic output generated by NASA civil service employees, an additional \$4.2** million worth of output is sustained throughout the state economy.

*Indirect effects are the purchases of goods and services by government agencies and private sector contractors, as well as by the industries that supply them.

**Multiplier based on IMPLAN Input Output (I-O) model. To learn more, please visit: <https://blog.implan.com/understanding-implan-multipliers>

NASA ASTRONAUTS

Ken D. Bowersox

David M. Brown

Andre Douglas*

Joe F. Edwards, Jr.

Guy S. Gardner

Leland D. Melvin


William A. "Bill" Oefelein

John L. Phillips


Robert L. "Bobby" Satcher, Jr.

Mark T. Vande Hei*

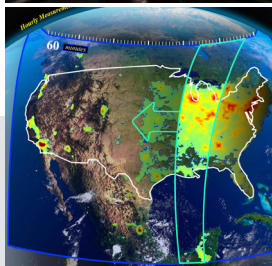
Peter J.K. "Jeff" Wisoff



NASA's Low-Earth Flight Test of an Inflatable Decelerator (LOFTID) demonstrated a cross-cutting aeroshell — a type of heat shield — for atmospheric re-entry.



NASA's Langley aeronautics researchers find ways to fly that are faster, cheaper, safer, and cleaner. They also build systems that will help drones take on jobs from package delivery to search and rescue.



NASA's Tropospheric Emissions: Monitoring of Pollution (TEMPO) instrument launched and became the first space-based instrument to monitor major air pollutants hourly in high resolution across the continental United States. The data will help scientists study the effects of pollution and evaluate health impacts by creating air pollution maps at the neighborhood scale.



NASA is constructing a new Wallops Island Causeway Bridge, critical infrastructure that enables access to the Wallops Island orbital and suborbital launch pads. The new bridge is key to supporting a projected launch tempo of up to 50 launches per year from the facility by 2030.

For more information about the Economic Impact Report for your state, go to:



Mary W. Jackson NASA Headquarters
300 E Street SW, Suite 5R30
Washington, DC 20546
www.nasa.gov/centers



National Aeronautics and
Space Administration