



LINEUP WITH MATH™

Math-Based Decisions in Air Traffic Control
for Grades 5–9

Problem Set D

Resolving 3-Plane Traffic Conflicts by Changing Route

Teacher Guide with Answer Sheets

Overview of Problem Set D

*Estimated class time: 1 to
2 hours*

Objectives

In this Problem Set, students will be introduced to the effects of speed changes on airplane spacing.

In the previous *LineUp With Math*™ Problem Sets, students used route changes to resolve spacing conflicts. In this Problem Set, students begin to explore the effects of speed differences on airplane spacing. This will prepare them for subsequent Problem Sets where they resolve spacing conflicts via speed changes.

Students will:

- Learn that when a plane's speed is reduced, the difference in the plane's distance traveled can be calculated by multiplying the difference in speed by the time traveled. (For a mathematical derivation of this relationship, see Appendix II.)
- Learn how to relate a decrease in plane speed in knots to a decrease in distance traveled each minute.
- Learn the correspondence between a 60-knot reduction in plane speed and the resulting decrease in distance traveled in a 1 minute interval on a jet route. (Students will encounter this particular speed reduction and multiples of it in subsequent workbooks.)

Prerequisites

Before attempting the current Problem Set, it is *strongly* recommended that students complete Problem Set A that provides essential air traffic control vocabulary, units, and representations.

Materials

- Student Workbook D (print-based)

The materials are available on the *LineUp With Math*™ website:

<https://www.nasa.gov/lineup-with-math>



Student Workbook

It is recommended that you have a copy of Workbook D open while you read these notes.

The Workbook consists of three worksheets.

For a complete set of answers to each worksheet, see Appendix I of this document.

For each worksheet, the key points are briefly described as follows.

Worksheet: Introduction to Travel at Different Speeds

- Students will use two number lines to plot the positions (in one-minute intervals) of two students walking at different rates. Since the difference in rates is 1 step per minute, the slower student will fall behind 1 step each minute. So over a period of 5 minutes, for example, the slower student will fall behind 5 steps.
- When the difference in rates is 2 steps per minute, the slower student will fall behind 2 steps each minute. So over a period of 5 minutes, for example, the slower student will fall behind 10 steps.

Worksheet: Change Knots to Nautical Miles per Minute

- In the previous Workbooks, students worked with plane speeds in knots (nautical miles per hour). However, controllers need to make decisions in minutes. So students learn how to change knots to nautical miles per minute.
- In particular, students practice relating a 60-knot (nautical miles per hour) speed decrease to its equivalent 1 nautical mile per minute speed decrease.

Worksheet: Plot Distances for Different Plane Speeds

- This worksheet revisits the same speed relationships introduced in the previous worksheet that featured two students walking at different speeds. In the current worksheet, students work with two planes traveling at different speeds and plot their progress on the jet routes. The plane speeds differ by 60 knots that corresponds to a speed difference of 1 nautical mile per minute (analogous to the 1 step per minute speed difference in the previous problem).
- On the sector diagram, the plane speeds are given in knots (nautical miles per hour). In the Speed Table, the corresponding speeds are given in nautical miles per minute.

Answer Sheets

Answer sheets for each worksheet in Student Workbook D can be found in Appendix I of this document.

For a mathematical derivation of the relationship between the difference in plane speed and the difference in distance traveled, see Appendix II of this document.



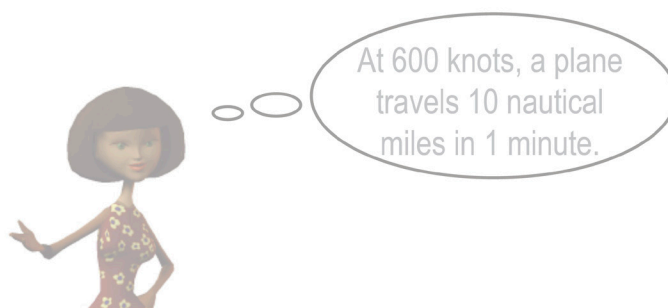
Math-Based Decisions in Air Traffic Control

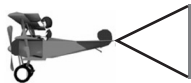
Student Workbook D

Appendix I

Understanding the Effects of Differences in Speed.
- Plot distances traveled at different speeds.
- Change knots to miles per minute.

Workbook Answers





Introduction to Travel at Different Speeds



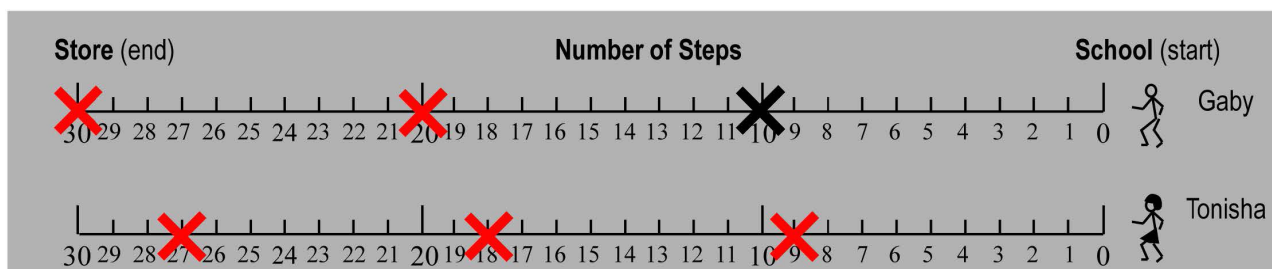
Investigator: _____

- Gaby and Tonisha are walking from school to a store. (Neither has a "headstart.")
- Each walks at a different speed (steps/minute) as shown in the speed table. →
- Gaby and Tonisha each take the same size steps.

Speed Table

Name	Speed
Gaby	10 Steps/minute
Tonisha	9 Steps/minute

1 The number of steps that Gaby takes in 1 minute is: **10** steps Tonisha: **9** steps



On Gaby's line, an X is shown where he will be in 1 minute.

2 On Tonisha's line, put an X where she will be in 1 minute.

3 How many steps is Tonisha behind Gaby after 1 minute? **1** steps

4 Mark Gaby's position and Tonisha's position after 2 minutes.

5 How many steps is Tonisha behind Gaby after 2 minutes. **2** steps

6 Mark Gaby's position and Tonisha's position after 3 minutes.

7 How many steps is Tonisha behind Gaby after 3 minutes? **3** steps

8 How many steps does Tonisha fall behind Gaby **each** minute? **1** steps per minute

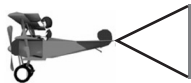
9 How many steps would Tonisha fall behind in 5 minutes? **5** steps

10 If Tonisha takes 8 steps per minute, how many steps would she fall behind Gaby in 5 minutes? **10** steps


The number of steps Tonisha falls behind each minute is the same as the difference between the speeds.



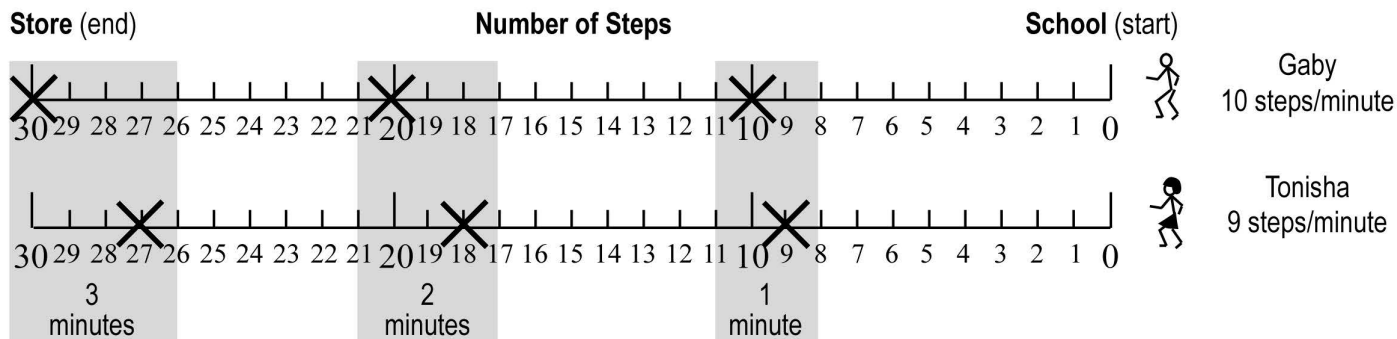
Speed difference is now 2 steps/min
2 steps/min • 5 min = 10 steps



Introduction to Travel at Different Speeds (continued)

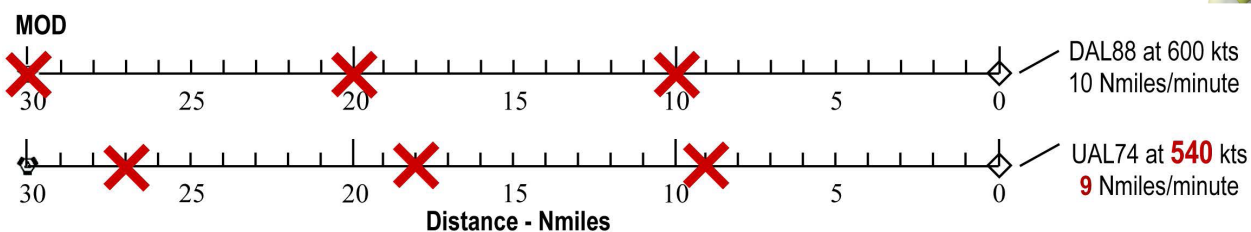


Investigator: _____



- DAL88 and UAL74 are each **30** nautical miles from MOD.
- DAL88 is traveling at 600 knots. That's 10 nautical miles per minute. (In 1 minute, the plane travels 1/60th the distance it travels in 60 minutes.)
- UAL74 is traveling 540 knots. That's 9 nautical miles per minute. $540 \cdot 1/60 = 9$.

Let's look at planes at different speeds!



11 On the DAL88 line, put an **X** through the number of miles it will travel in 1, 2, and 3 minutes.

12 On the UAL74 line, put an **X** through the number of miles it will travel in 1, 2, and 3 minutes.

13 How many miles is UAL74 behind DAL88 after:

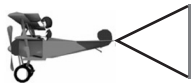
1 minute: Nmiles 2 minutes: Nmiles 3 minutes: Nmiles

14 How many fewer nautical miles will UAL74 travel in **each** minute? nautical miles per minute

15 When DAL88 has traveled 30 nautical miles to MOD, how many nautical miles behind is UAL74? nautical miles

- **At 600 knots, a 60-knot speed drop causes a 1 nautical mile distance drop every minute.**

End of Worksheet



Change Knots to Nautical Miles per Minute



Investigator: _____

Recall: 1 Knot = 1 Nautical mile per Hour
1 Hour = 60 Minutes

- Since planes fly so fast, air traffic controllers need to make decisions in minutes.
- To do this they need to know how many nautical miles a plane will travel in 1, 2 and 3 minutes.

1 To change from nautical miles per hour (knots) to nautical miles per minute, divide by **60**.



Speed in knots (Nmiles/hour)	To change Knots to Nmiles per minute, divide by 60	Speed in Nmiles/minute
600 knots	$600 \div 60 = 10$	10 Nmiles/minute
540 knots	$500 \div \boxed{60} = 9$	9 Nmiles/minute
480 knots	$\boxed{60} \div \boxed{60}$	= $\boxed{8}$ Nmiles/minute

In 1 minute, a plane travels 1/60th the distance it travels in 60 minutes.



2 In the table below, fill in the total distance a plane travels in the times shown for each speed.

	1 minute	2 minutes	3 minutes
600 knots	$\boxed{10}$ Nmiles	$\boxed{20}$ Nmiles	$\boxed{30}$ Nmiles
540 knots	$\boxed{9}$ Nmiles	$\boxed{18}$ Nmiles	$\boxed{27}$ Nmiles

3 With a 60-knot speed reduction, how much less distance does the plane travel in the times below?

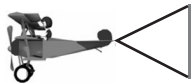
Speed Reduction	1 minute	2 minutes	3 minutes
60 knots	$\boxed{1}$ Nmiles	$\boxed{2}$ Nmiles	$\boxed{3}$ Nmiles

4 If a plane slows its speed by 60 knots, how many nautical miles less will it travel each minute? $\boxed{1}$ nautical miles

5 A controller reduces a plane's speed from 600 knots to 540 knots. How many nautical miles less will the plane travel in 5 minutes? $\boxed{5}$ nautical miles less

1 Nmi/min • 5 mins = 5 Nmi

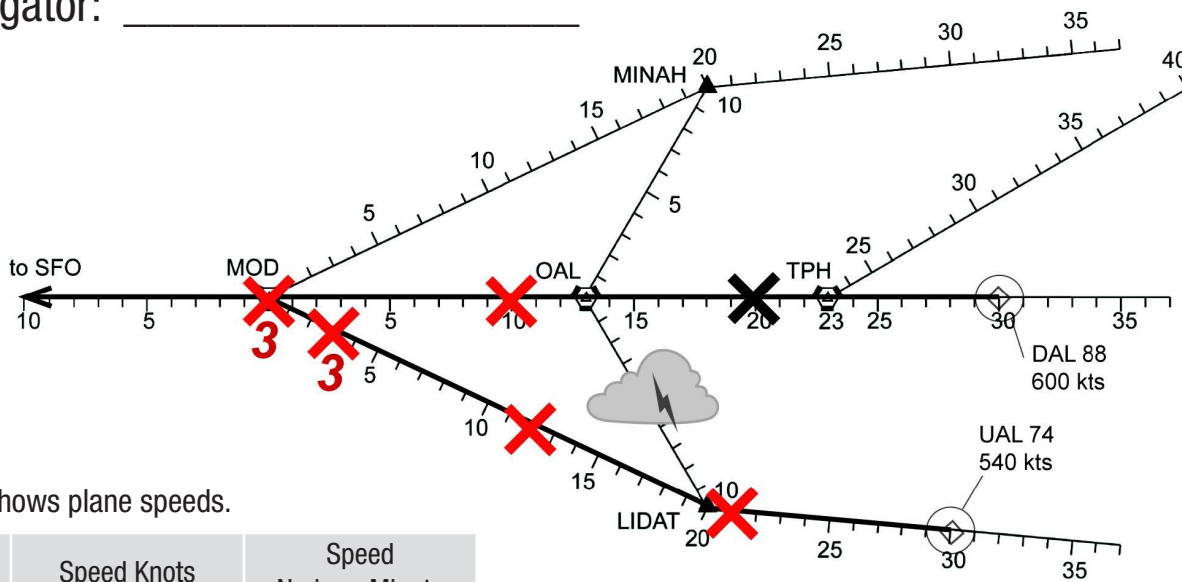
End of Worksheet



Plot Distances for Different Plane Speeds



Investigator: _____



This table shows plane speeds.

Call Sign	Speed Knots	Speed Nmi per Minute
DAL88	600	10
UAL74	540	9

1 How many nautical miles does DAL88 nautical miles UAL74 nautical miles

2 For **each** plane, use an **X** to plot its position at 1, 2, and 3 minutes. Put a 3 near each plane's 3-minute mark: **X**₃

3 How many nautical miles does UAL74 fall behind DAL88 each minute? nautical miles per minute

4 Using the speed table, the difference in plane speeds **in nautical miles per minute** is: nautical miles per minute

5 The number of nautical miles that UAL74 falls behind each minute is the same as different than the difference between plane speeds in nautical miles per minute.

6 How far will UAL74 fall behind in 3 minutes? nautical miles



7 Suppose the difference in speed is 2 nautical miles/minute.

- How far would UAL74 fall behind in 3 minutes?
2 Nmi/min difference • 3 min = 6 Nmi nautical miles
- How many minutes will it take UAL74 to fall 8 nautical miles behind?
8 Nmi ÷ 2 Nmi/min = 4 min minutes

End of Worksheet





Appendix II

Workbook D—Difference Method:

Two planes are traveling at the same speed to MOD. When one plane's speed is reduced, the difference between the distances traveled by the planes in a given amount of time can be calculated by multiplying the difference in plane speeds by the time traveled.

To derive this relationship between the difference in speeds and the difference in distances traveled, we use the formula

distance = rate • time.

Let d_1 , r_1 , and t be the original distance, speed, and time for each plane. Then

$$d_1 = r_1 \cdot t$$

Let d_2 and r_2 be the reduced distance and speed, respectively for one plane. The plane whose speed is not reduced will cover the distance to MOD in the original amount of time, t . We want to know where the plane with the reduced speed will be at this time t . So we again use t to represent time. We have

$$d_2 = r_2 \cdot t$$

The difference in the distances covered at the reduced speed is $d_1 - d_2$. We have

$$\begin{aligned}d_1 - d_2 &= r_1 \cdot t - r_2 \cdot t \\ &= (r_1 - r_2) \cdot t\end{aligned}$$

So,

$$d_1 - d_2 = (r_1 - r_2) \cdot t$$

Thus, the difference in distances traveled is equal to the difference in speeds times the original time.