





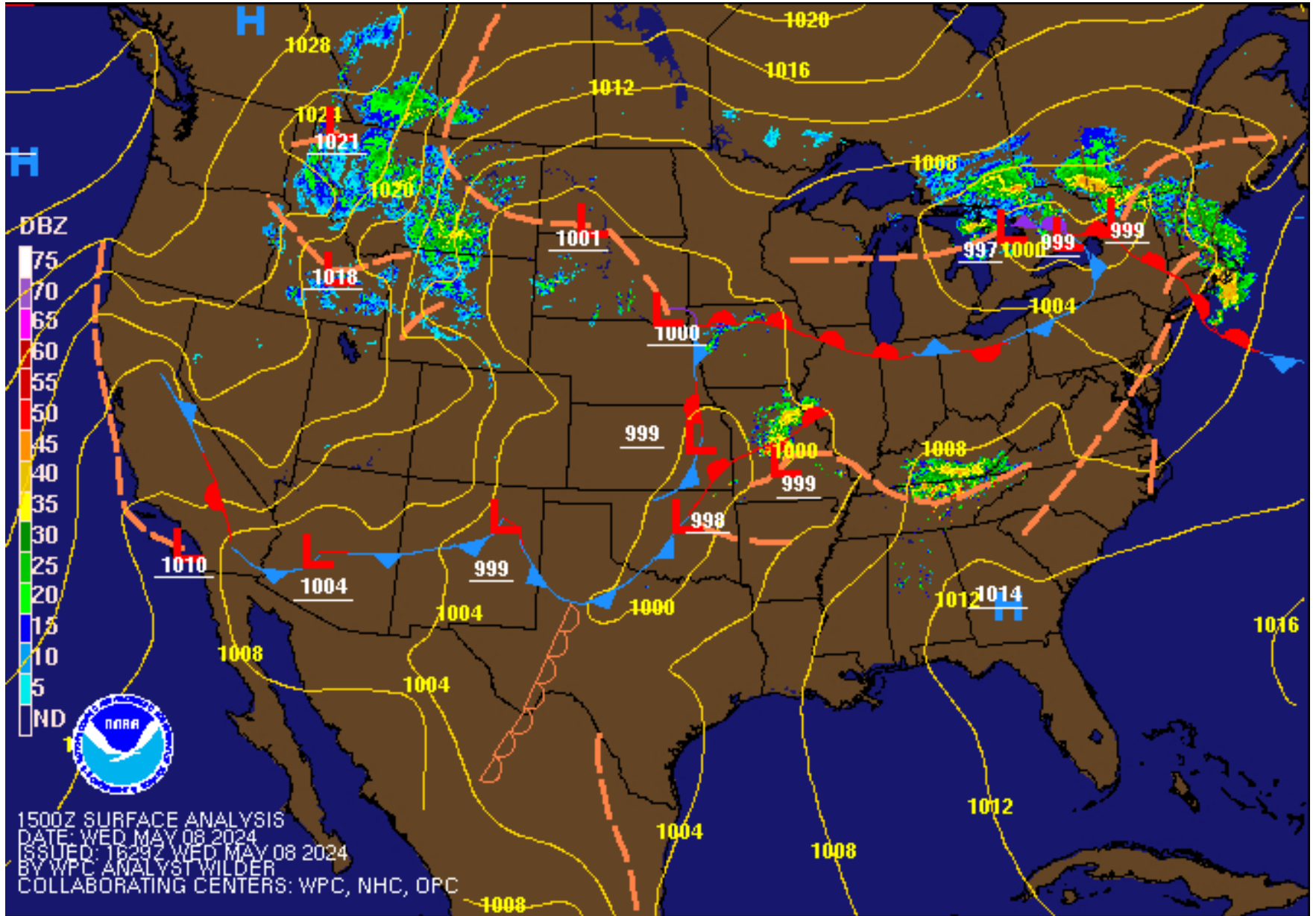


ISSUED: 5/8/2024

		Thursday		Friday		Saturday	
		AM	PM	AM	PM	AM	PM
<p>This forecast is valid for Wallops Flight Facility Operations</p> <p>This forecast is updated no later than 1600L, Monday-Friday</p> <p>Please contact the Weather Forecast Office at ext. 1325 with questions</p>							
		Partly to mostly cloudy. Chance of scattered showers & t'storms after sunrise.	Mostly cloudy to overcast. Chance of scattered showers & t'storms. Breezy.	Cloudy. Chance of low clouds. Very slight chance of a shower early. Onshore breeze.	Mostly cloudy, Breezy onshore wind. Chance of evening rain showers. Very slight chance of a t'storm.	Mostly cloudy. Chance of low clouds. Very slight chance of a sprinkle. Slightly breezy onshore wind.	Mostly cloudy. Slightly breezy onshore wind.
Chance of Precipitation		Orange	Orange	Green	Yellow	Green	Green
<p>Tomorrow's Sunrise/Sunset: 0557L/2000L</p> <p>Moonrise/Moonset: 0641L/2218L</p>		<p>Low: 63F</p> <p>VAR 3-8 kts -&gt; S 7-12 G17 kts</p>	<p>High: 74F</p> <p>SW 8-13 G18 kts -&gt; NE 9-14 G22 kts</p>	<p>Low: 55F</p> <p>ENE 7-12 G17 kts -&gt; ENE 9-14 G21 kts</p>	<p>High: 64F</p> <p>ENE 10-15 G23 kts -&gt; NNE 10-15 G23 kts</p>	<p>Low: 51F</p> <p>NNE 9-14 G21 kts -&gt; NNE 9-14 G19 kts</p>	<p>High: 63F</p> <p>N 9-14 G21 kts -&gt; E 5-10 kts</p>
High Tides and Moon Phase		0907L&2133L Visible 3%		0956L&2223L Visible 8%		1045L&2312L Visible 15%	
Category	Constraint	5/9/24		5/10/24		5/11/24	
Lightning	Within 10 miles of WFF	Yellow	Orange	Green	Green	Green	Green
Ceiling/Vis	< 500' and/or < 1 mile	Green	Yellow	Yellow	Yellow	Yellow	Green
High Winds	≥ 25kt	Green	Yellow	Green	Yellow	Green	Green
Heavy Rain	Causes localized flooding	Green	Green	Green	Green	Green	Green
Flooding	High Wind, Surf, Tide	Green	Green	Green	Green	Green	Green
Snow & Ice	Hazardous to Ops	Green	Green	Green	Green	Green	Green
Extreme Heat	Heat Index ≥ 100F	Green	Green	Green	Green	Green	Green
Extreme Cold	Wind Chill ≤ 10F	Green	Green	Green	Green	Green	Green
<p><b>GREEN: 0-15% Likely    YELLOW: 16-40% Likely    ORANGE: 41-70% Likely    RED: 71-100% Likely</b></p>							

# Current Surface Analysis



ISSUED: 5/8/2024

Storm Type	24 Hour Observed Max	5/9/24 Forecast	5/10/24 Forecast
Geomagnetic Storms	None	None	G1
Solar Radiation Storms	None	25% chance of $\geq$ S1	25% chance of $\geq$ S1
Radio Blackouts	R3	95% chance of R1-R2 60% chance of R3-R5	95% chance of R1-R2 60% chance of R3-R5

## Space Weather Scales

Storm Type	Minor	Moderate	Strong	Severe	Extreme
Geomagnetic Storms	G1	G2	G3	G4	G5
Solar Radiation Storms	S1	S2	S3	S4	S5
Radio Blackouts	R1	R2	R3	R4	R5

For more detailed information about the space weather scales referenced above, please visit the website below.

<http://www.swpc.noaa.gov/sites/default/files/images/NOAAscales.pdf>