



Join the OptiPro Revolution.

# Optical Characterization of Complex Freeform Surfaces

By: Scott DeFisher, Ed Fess

NASA SBIR Phase I

NASA Mirror Tech Days

Open Session

November 19, 2014

# Overview



Join the OptiPro Revolution.

## Phase I Summary

- Goals and Specifications

## Measurement Methods

- Equipment
- Software
- Capabilities

## Measurement Examples


- Freeform Arch
- Toroid Window

- S2.04 Optics Manufacturing and Metrology for Telescope Optical Surfaces
  - Measure a variety of NASA telescope optics
    - Mirror Mandrels ( $< 0.5$  m)
    - Grazing-Incidence Segments (0.5 m – 1 m)
    - Aspheres  $< 1$  m
  - Detect a wide range of spatial frequencies (50  $\mu\text{m}$  – 20 mm)

# UltraSurf



Join the OptiPro Revolution.



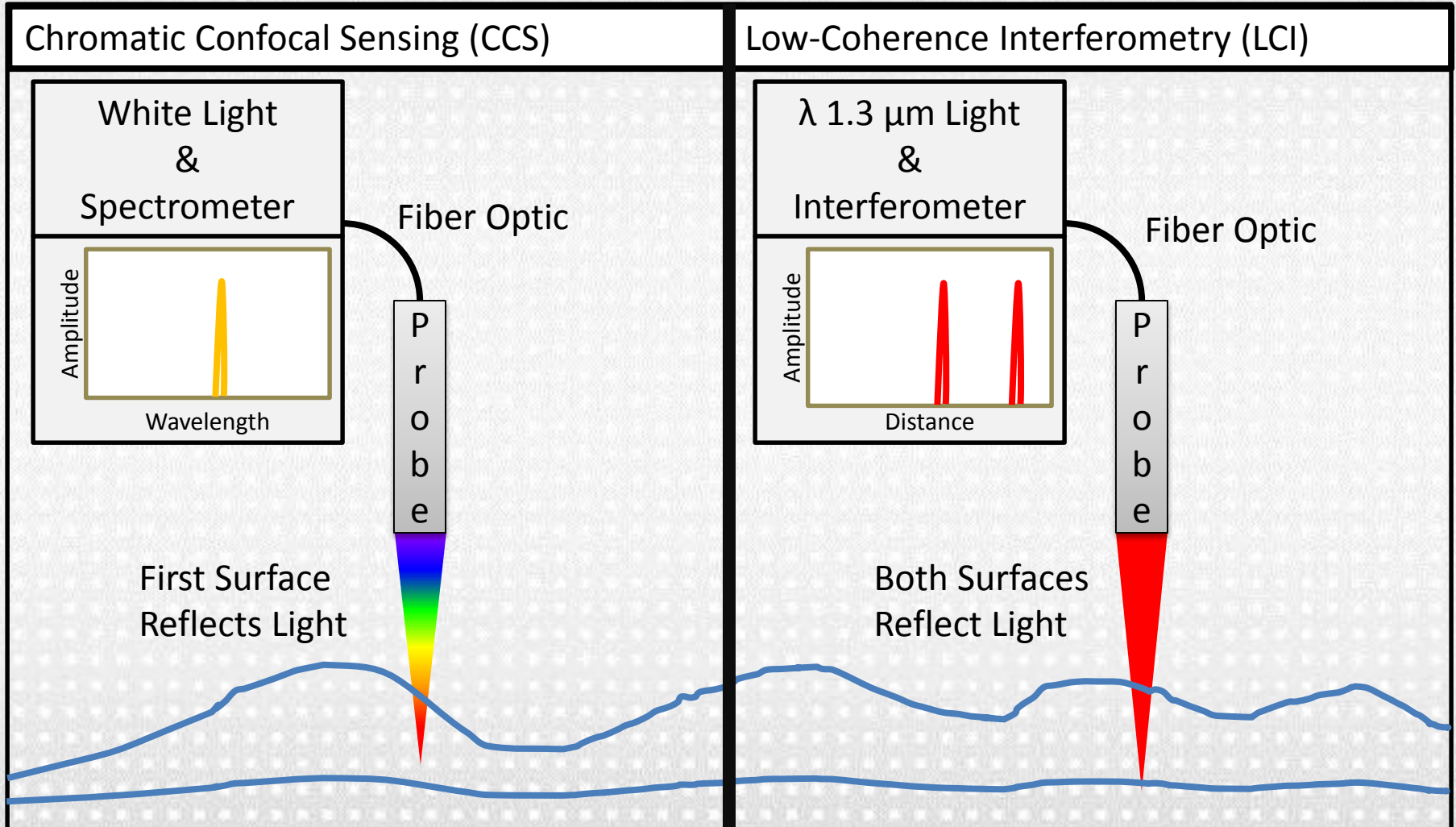
- 5-Axis Non-Contact Measuring System
- Scans With Various Non-Contact Probes
- All Air Bearing Axes
- Linear Motors
- Brushless DC Rotary Motors
- X,Y,C move the part
- Z,B move the probe

Axis:	X,Y,Z	B	C
Travel:	200 mm	360°	360°
Resolution:	5 nm	0.02 second	0.01 second
Max. Velocity:	20 mm/s	6 RPM	6 RPM

# Non-Contact Probes



Join the OptiPro Revolution.



1-10  $\mu\text{m}$  Lateral and 10 nm Vertical resolution

30-50  $\mu\text{m}$  Lateral and 30 nm Vertical resolution

# Current Measurement Abilities



Join the OptiPro Revolution.

## Rotationally Symmetric

Spheres

Aspheres

Ogives

Parabolas

## Non-Rotationally Symmetric

2-D Flats

Cylinders

Profiles

## Freeform/Conformal

Mathematical Equation

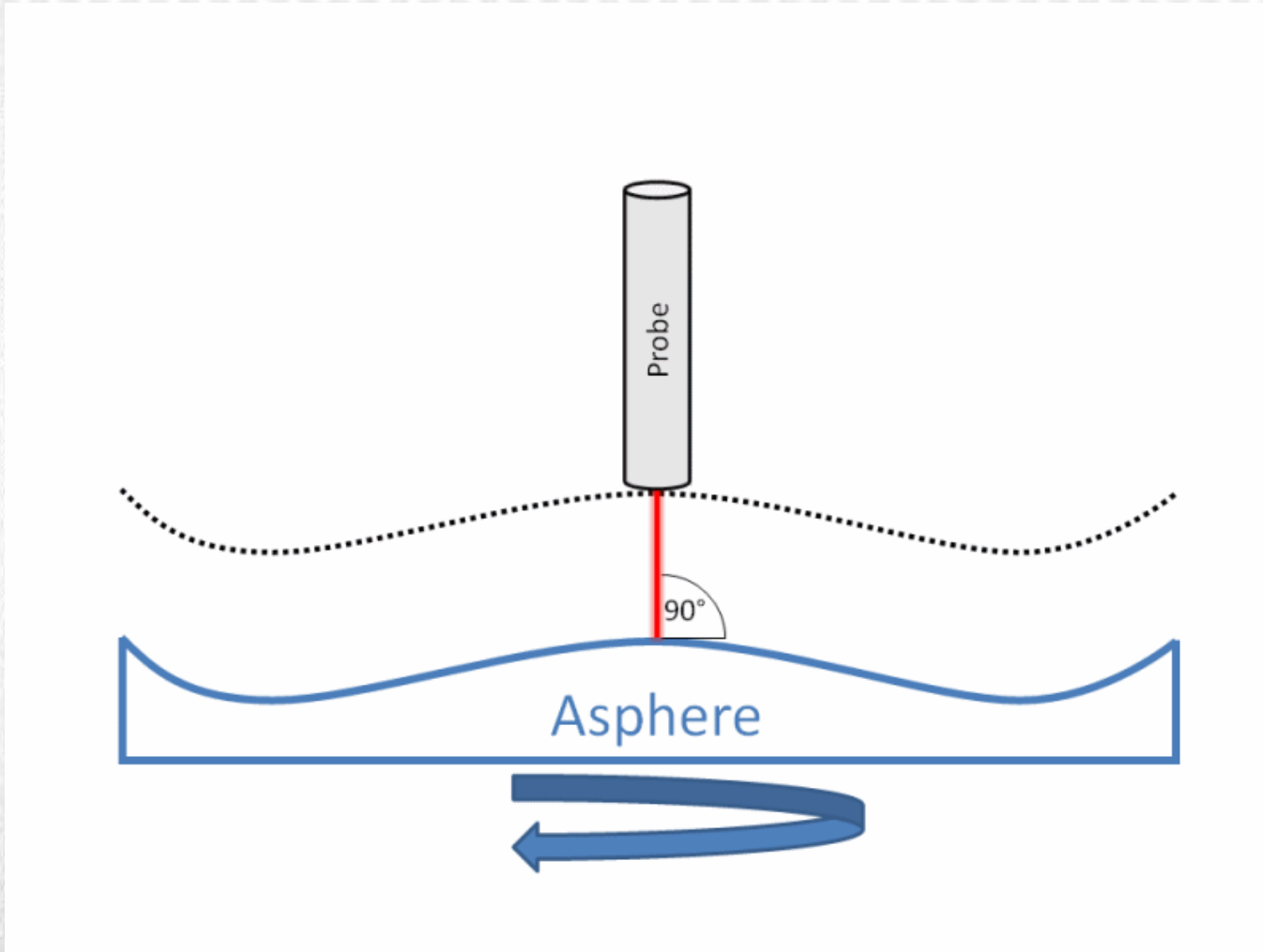
Cloud of Points

CAD

# Measurement Method



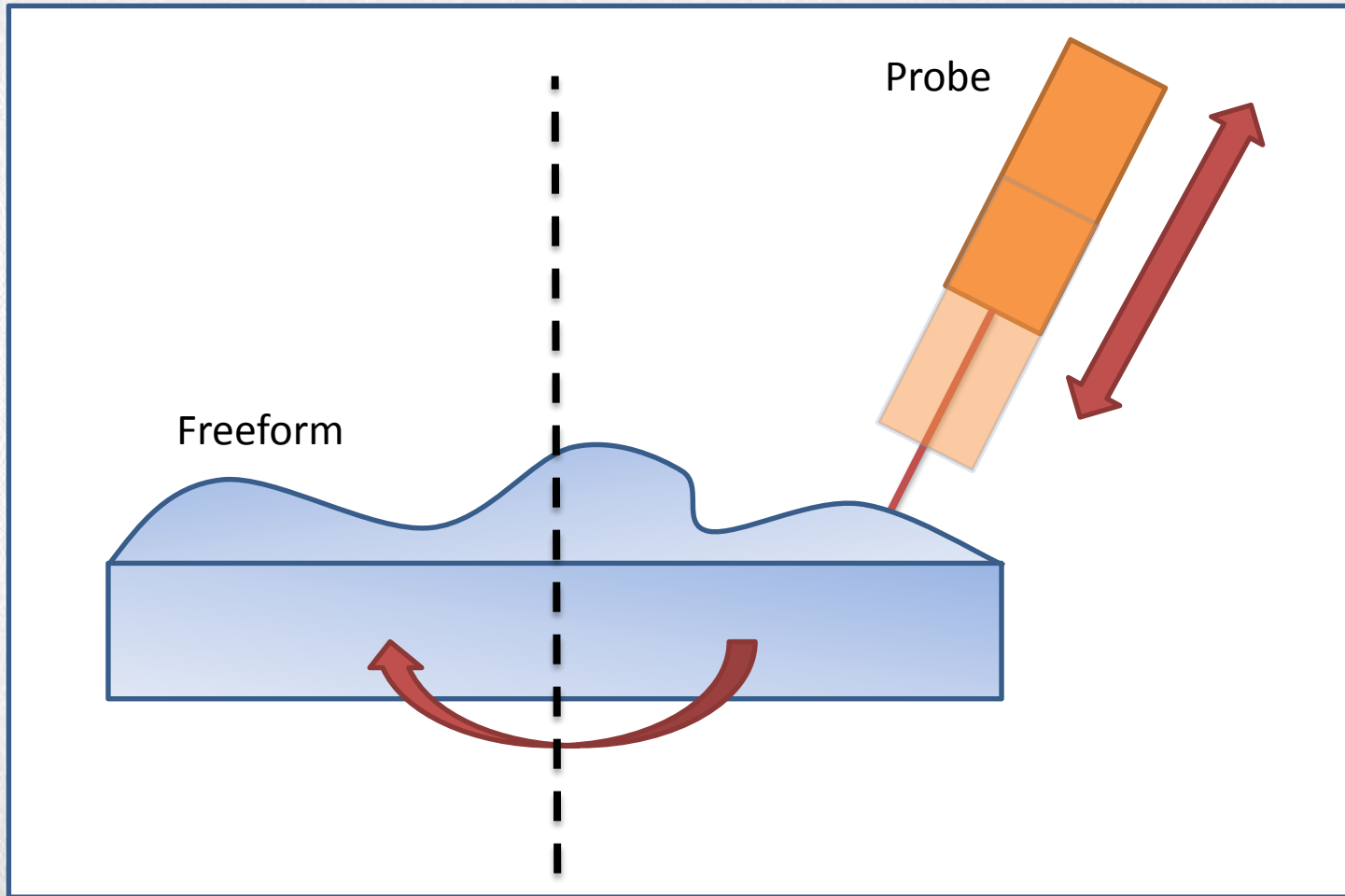
Join the OptiPro Revolution.



# Freeform Example



Join the OptiPro Revolution.







# Aerodynamic Dome




Join the OptiPro Revolution.



# Mirror Mandrel



Join the OptiPro Revolution.

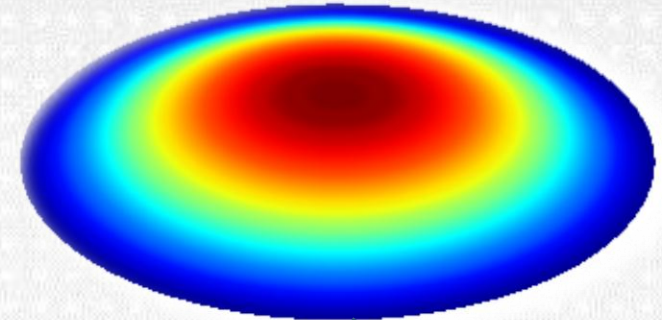


# Point Cloud Registration

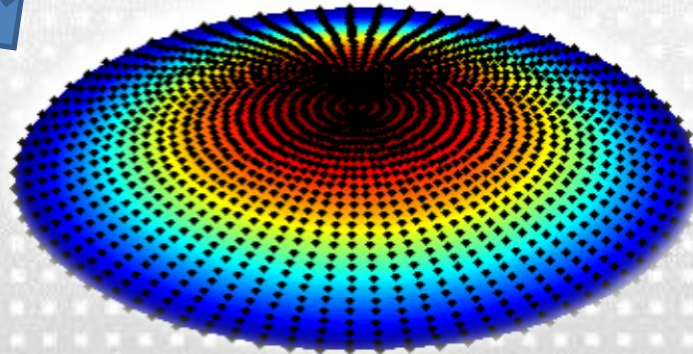
Measured Point Cloud



Ideal Shape



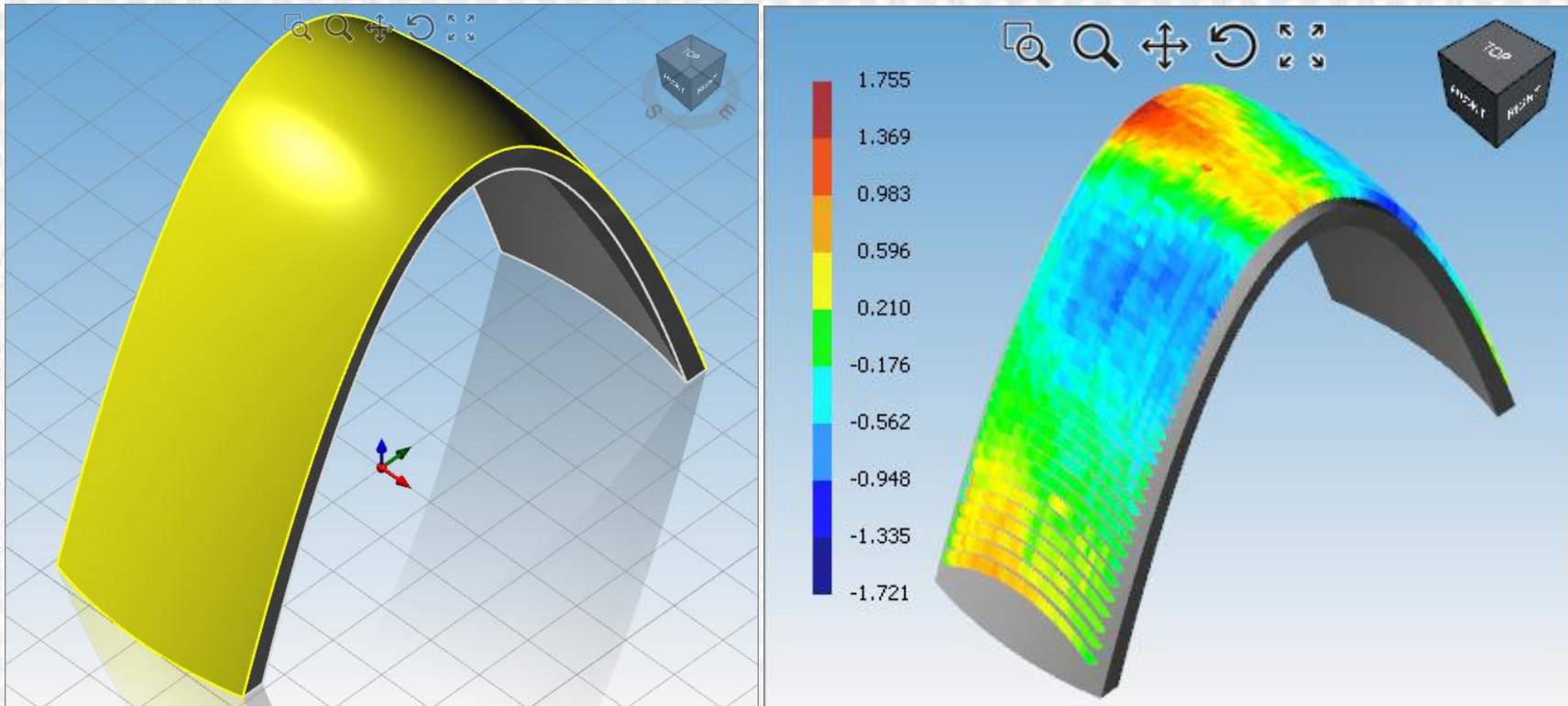
Final Point Cloud Fit



# UltraSurf 3D Interface



Join the OptiPro Revolution.



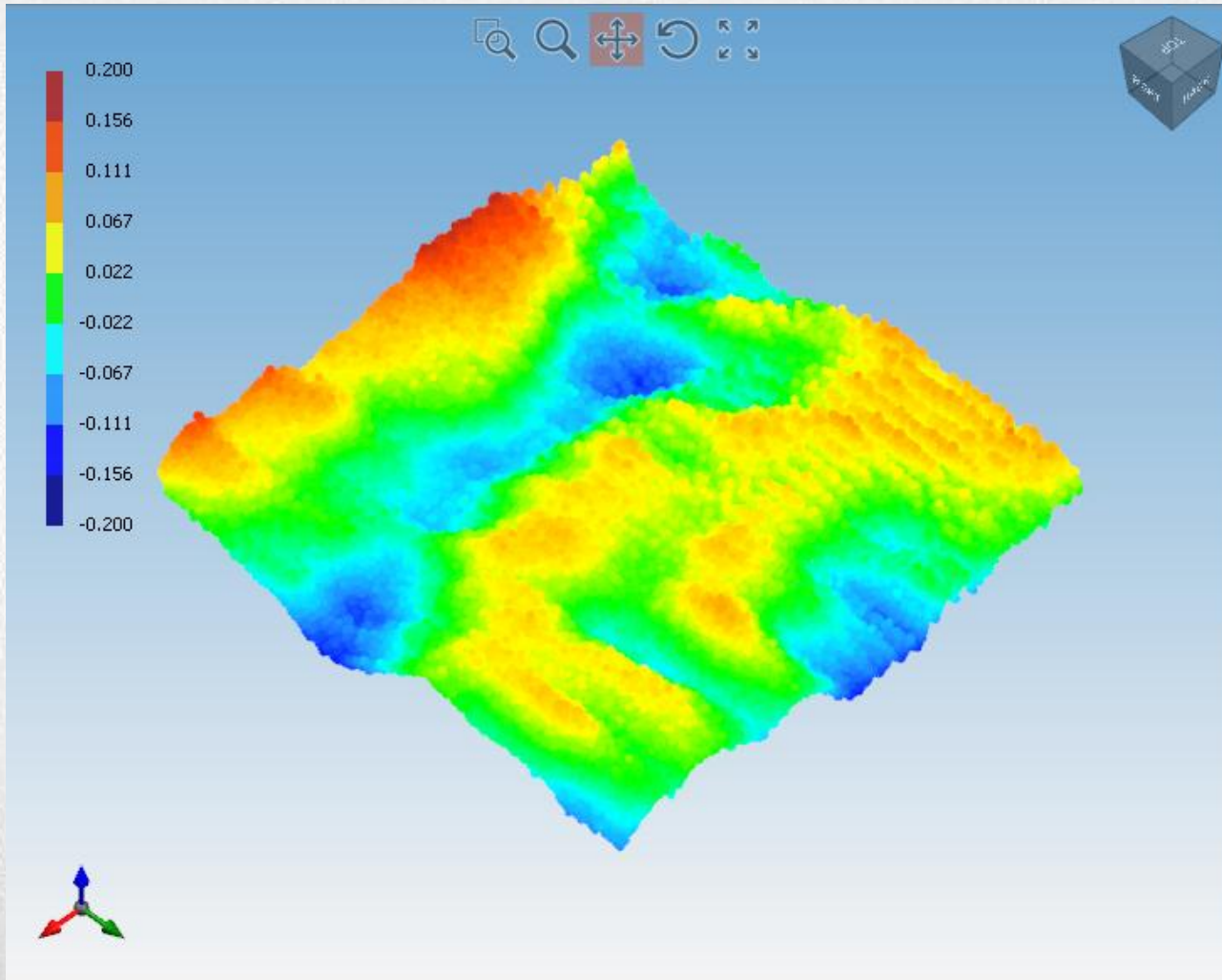
- Developing a 3D interface for freeform shapes
- CAD file importation for measurement path and data analysis
- Significantly easier for user to setup measurements and visualize data
- Dual Surface Definitions
  - CAD for visualization, measurement path planning
  - Equation for analysis and error calculation

# UltraSurf 3mm x 3mm



Join the OptiPro Revolution.


High resolution ( $<10 \mu\text{m}$  / point), small sub-aperture to inspect texture



# Toroid Comparison



Join the OptiPro Revolution.

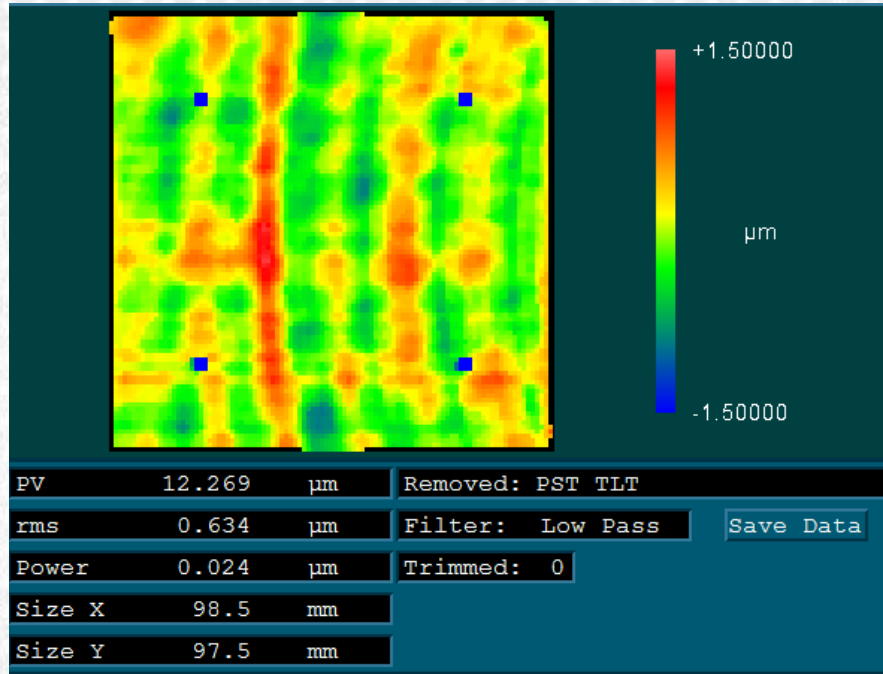


# Convex Comparison

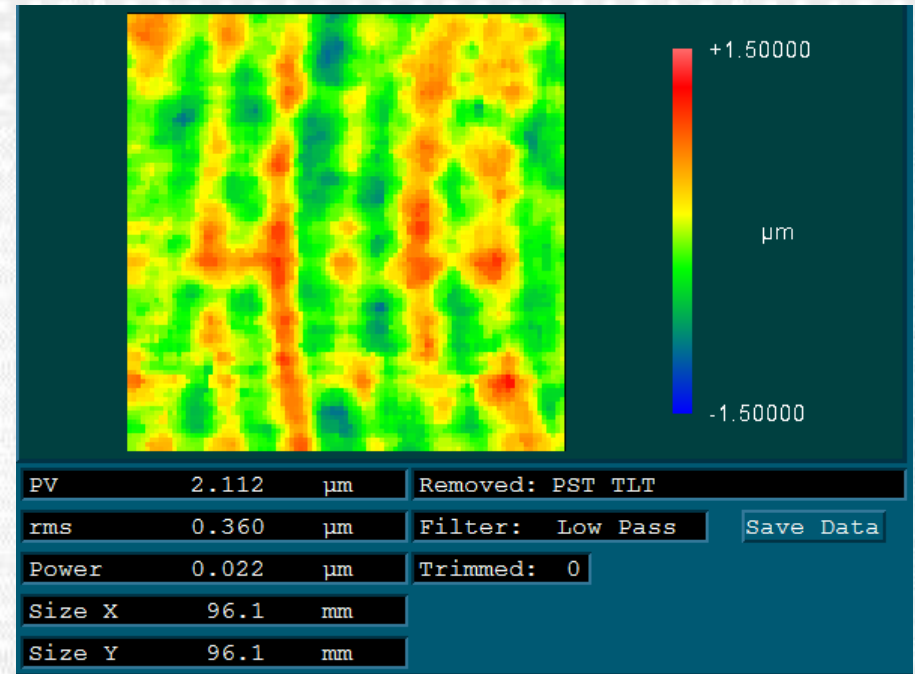


Join the OptiPro Revolution.

Zeiss Micura CMM



UltraSurf



Parameter	UltraSurf	CMM	Difference
Convex R1	293.667 mm	293.679 mm	0.004 %
Convex R2	450.452 mm	450.280 mm	0.038 %

Note: 3 x 3 median filter used to reduce salt and pepper noise

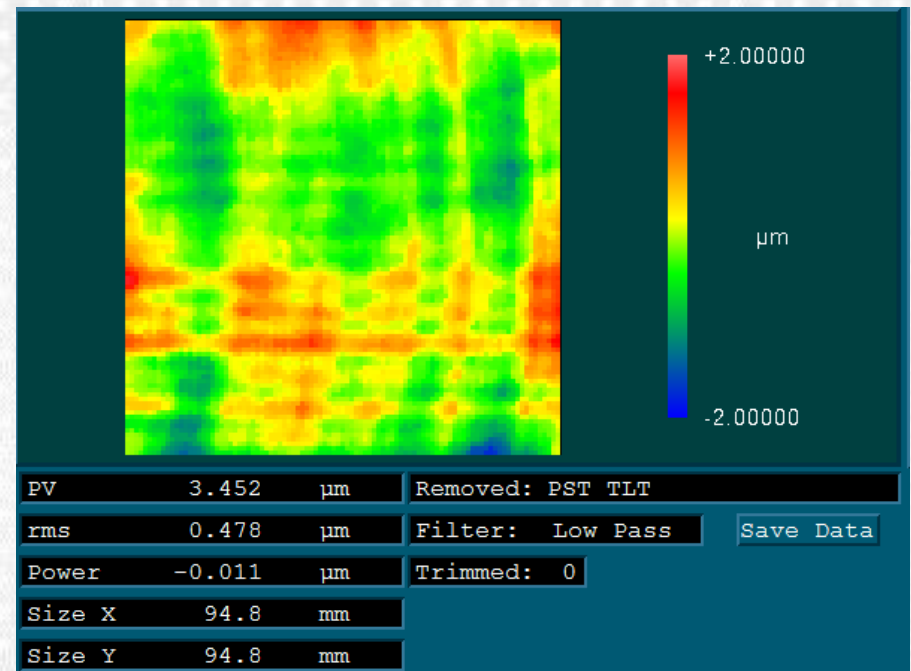
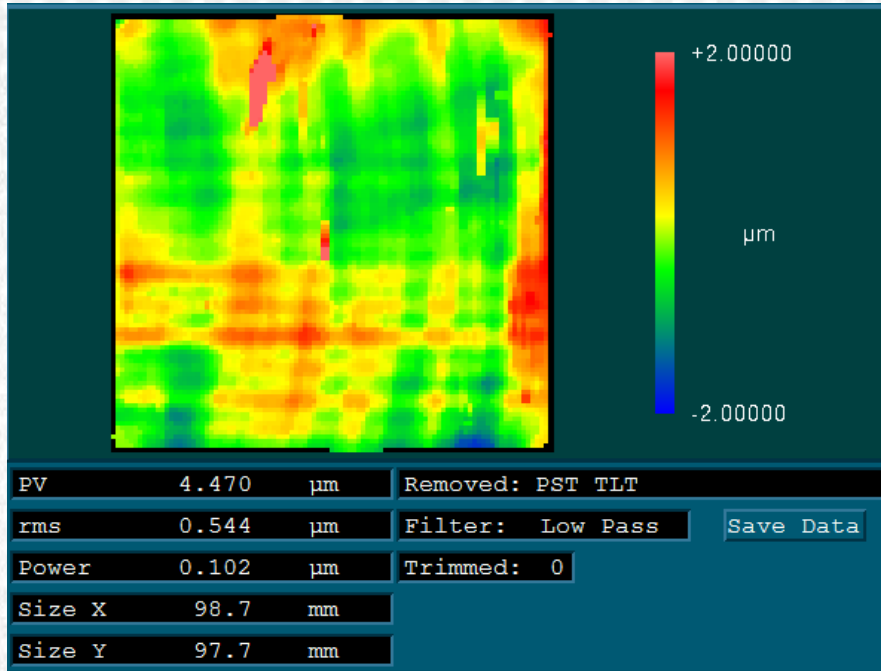
# Concave Comparison



Join the OptiPro Revolution.

Zeiss Micura CMM

UltraSurf



Parameter	UltraSurf	CMM	Difference
Concave R1	288.561 mm	288.582 mm	0.007 %
Concave R2	445.068 mm	444.950 mm	0.027 %

Note: 3 x 3 median filter used to reduce salt and pepper noise

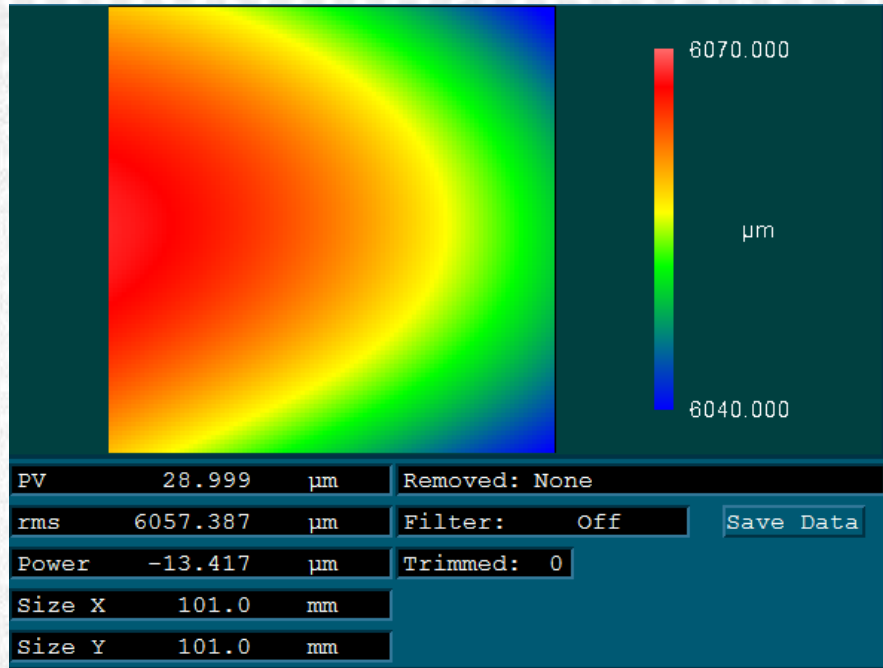


# Thickness Comparison

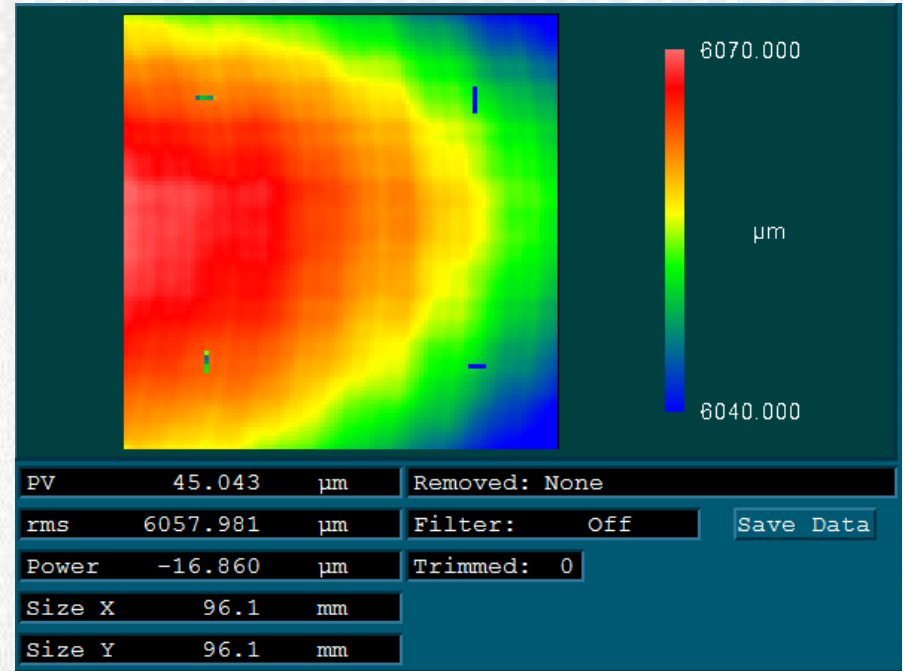


Join the OptiPro Revolution.

## Drop gage



## UltraSurf



Only 9 equally spaced points were measured with drop gage, cubic interpolation used for comparison

# Summary & Conclusions

---

- UltraSurf is a flexible platform for optical surface metrology for NASA's requirements
- Current 3D interface is making progress, and will soon provide an easy to use interface for freeform shapes
- UltraSurf displays very good correlation with other metrology methods
- There is on-going work to qualify freeform and high-departure measurement to the sub-wave level!
- UltraSurf could be scaled to larger platform to measure parts that are larger than the current configuration

# Acknowledgements

---

- NASA Phase I: NNX14CM21P
  - Optical Metrology of Aspheric and Freeform Mirrors
  - CTOR: Mikhail Gubarev
  
- NASA Phase II: NNX13CM02C
  - Optical Fabrication and Metrology of Aspheric and Freeform Mirrors
  - CTOR : W. Scott Smith and Roy Young

## *OptiPro Systems, LLC Ontario, NY*

### **INNOVATION**


The UltraForm Finishing (UFF) and the UltraSurf platforms developed by OptiPro Systems deterministically polish and measure complex aerodynamic and conformal shapes made of difficult to manufacture glass, crystal and ceramic materials.

### **ACCOMPLISHMENTS**

- ◆ 2008 OSA – Paul Forman “Excellence in Engineering Award” for first affordable Computer Controlled Optical Machining Center.
- ◆ Optical fabrication companies and prime contractor suppliers are embracing the new technology to cost effectively manufacture axisymmetric domes and optics for newly designed defense systems.
- ◆ The integration of the UFF (CNC controlled finishing platform) and the UltraSurf (Automated non-contact measurement device) provides a deterministic fabrication solution for a wide range of newly developed windows , domes and mirrors.

### **COMMERCIALIZATION**

- ◆ UltraForm Finishing ( UFF ) : Asphere, Axisymmetric Dome , Freeform Polisher
  - Private Sector installations at Universities, Material manufacturers and Precision optical component manufacturers
  - US Patent No. 7,662,024 B2 : “Method and Apparatus for precision polishing of Optical Components”
- ◆ UltraSurf : Non-Contact Asphere, Axisymmetric Dome measurement platform
  - Private Sector Asphere and Dome Measurement System for production
- ◆ Optical fabrication and measurement of spherical domes, aspheres, parabolic mirrors, torics and conformal/freeform shapes is OptiPro’s primary market.
- ◆ Private sector investment into the UFF and UltraSurf platforms has been through Beta site partners and production level machine purchases.
- ◆ OptiPro Systems, LLC has alliances with material manufacturing firms who require new manufacturing techniques to test and enhance their prototype components and determine the pathway to production level quantities



*Tangent Ogive and Bi-Aspheric Arch*

### **GOVERNMENT/SCIENCE APPLICATIONS**

- ◆ NASA Contract Numbers: NNX14CM21P, NNX14CM23P, NNX13CM02C
- ◆ DOD Contract Numbers W31P4Q-05-C-R048 and W31P4Q-04-C-R101 awarded by the Defense Advanced Research Projects agency (DARPA); and Contract Numbers N41756-05-M-1390, N68936-06-C-0010, N68936-12-C-106, N68936-12-C-0089, N68936-12-C-0094 and N68936-09-C-0079 awarded by the Navy Engineering Logistics Office and NAVAIR.
- ◆ Toric , Acylinder and other freeform geometric shapes made from Si and SiC.
- ◆ Materials Include : Spinel, ALON™, CeraLumina™ , Si, SiC, ceramics & standard optical glasses

OptiPro Systems, LLC  
6368 Dean Parkway  
Ontario, NY 14519

David Mohring (585) 265-0160