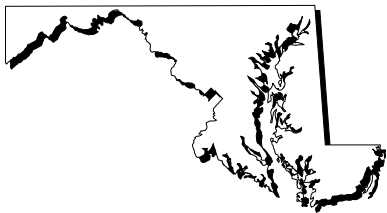


Goddard Space Flight Center at Greenbelt, MD and Wallops Island, VA

Economic Impact



Maryland



**Prince
George's
County**



National Aeronautics and
Space Administration

Economic Impact

Goddard significantly impacts the local and national economy. As the Center acquires the necessary goods and services to perform its mission, the direct and indirect impact of the expenditure of these funds effects the economic health and development of the state, local, and national economy. The dollars spent by Goddard enhances business development, creates jobs, and increases the tax base.

Contract Obligations

The largest portion of Goddard's budget is obligated through contracts with commercial firms, non-profit institutions, and other government agencies. These contracts allow the Center to acquire the goods and services necessary to accomplish its mission. Ultimately, these dollars are returned to the local, state, and national economy in the form of gross output, sales, the purchase of intermediate goods and services, and employee income. For every \$1 that Goddard obligates, a total of \$2.09 in gross output of sales are generated in the state of Maryland alone.

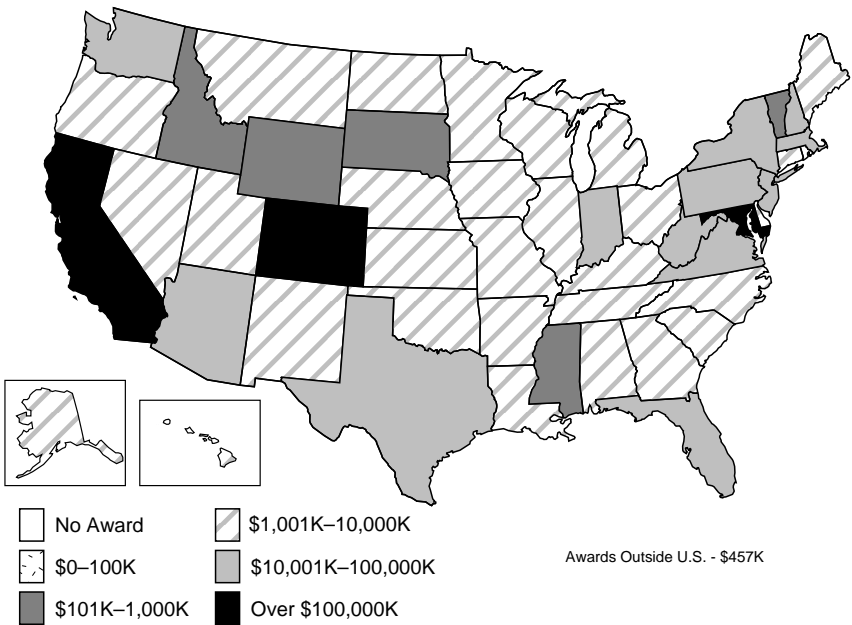
During Fiscal Year (FY) 1999, Goddard processed more than 40% of the agency's contractual actions and 23% of the contractual obligations. In total the Center obligated over \$2.3 billion on new and existing contracts during FY 1999. These obligations and prime contract awards are issued to contractors nation-wide, as well as outside the United States. Commercial firms received 60%, educational institutions received 28%, non-profit organizations received 8%, other government agencies received 3%, and 1 % was awarded outside the U.S. geographically.

Support to Small and Disadvantaged Businesses

Goddard continues to provide numerous opportunities for small businesses. In FY 1999, the Center obligated \$267,432,000 on new and existing contracts with small, disadvantaged, and women-owned businesses. 47% of these obligations were set-aside exclusively for small businesses and 28% were awarded to disadvantaged small businesses in the Small Business Administration's 8(a) program.

National Economic Impact

Total Prime Contract Awards FY99



GSFC Geographical Distribution FY99

State	Total (\$K)	State	Total (\$K)	State	Total (\$K)
Alabama	.8,761	Kentucky	.2,512	North Dakota	.2,616
Alaska	.8,942	Louisiana	.5,249	Ohio	.5,791
Arizona	.23,910	Maine	.1,522	Oklahoma	.1,952
Arkansas	.1,208	Maryland	.994,702	Oregon	.6,807
California	.358,629	Massachusetts	.45,479	Pennsylvania	.26,297
Colorado	.119,394	Michigan	.7,513	Rhode Island	.3,446
Connecticut	.3,412	Minnesota	.2,976	South Carolina	.3,032
Delaware	.2,173	Mississippi	.680	South Dakota	.749
D.C.	.53,288	Missouri	.6,252	Tennessee	.3,268
Florida	.12,007	Montana	.8,599	Texas	.49,227
Georgia	.3,396	Nebraska	.2,447	Utah	.3,105
Hawaii	.8,967	Nevada	.1,168	Vermont	.908
Idaho	.667	New Hampshire	.13,819	Virginia	.71,551
Illinois	.9,906	New Jersey	.88,366	Washington	.13,750
Indiana	.49,027	New Mexico	.9,912	West Virginia	.16,361
Iowa	.4,266	New York	.37,238	Wisconsin	.6,701
Kansas	.1,1413	North Carolina	.4,095	Wyoming	.492
Excludes Purchases <\$25K				Total\$2,117,948

GSFC Leading Contractors FY99

FY 99	FY 98	Company	Number of Contracts	Millions of Dollars Obligated
1	3	Lockheed Martin Corp.	41	\$202.9
2	5	Hughes Aircraft Company	5	\$173.6
3	6	Hughes Information Technical Corporation	1	\$123.2
4	4	TRW, Inc.	7	\$121.6
5	2	Alliedsignal Technical Services	9	\$62.3
6	9	Raytheon STX Corporation	15	\$56.8
7	10	Swales & Associates, Inc.	2	\$56.8
8	7	Ball Aerospace & Tech. Corporation	12	\$50.5
9	8	ITT Corporation	4	\$46.7
10	41	K P M G Peat Marwick LLP	1	\$35.4
11	17	Cortez III Service Corporation	1	\$26.8
12	18	Computer Sciences Corporation	18	\$25.4
13	16	NSI Technology Services Corporation	3	\$24.6
14	14	Aerojet General Corporation	2	\$24.3
15	12	Space Systems Loral, Inc.	2	\$22.6
*16	25	QSS Group, Inc.	4	\$22.3
17	23	Fairchild Space & Defense Corp.	2	\$20.5
18	98	P R C, Inc.	3	\$20.0
19	21	Science Systems Applications	9	\$18.7
20	13	Jackson & Tull, Inc.	2	\$14.9
*21	22	Unisys Corporation	1	\$14.7
22	26	CTA, Inc.	1	\$14.6
23	23	General Sciences Corporation	5	\$13.0
24	24	Brown & Root Services Corporation	1	\$11.7
25	11	Santa Barbara Research Corporation	4	\$11.6

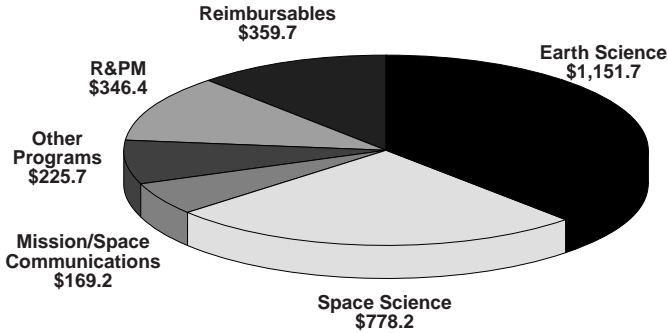
Source: BBD210CX (Format H) Report

*8(a) Minority

0 50 100 150 200 250
Millions of Dollars

GSFC FY99 Budget

Total Funding: \$3,030.9M



Source: FY 99 Program Authority

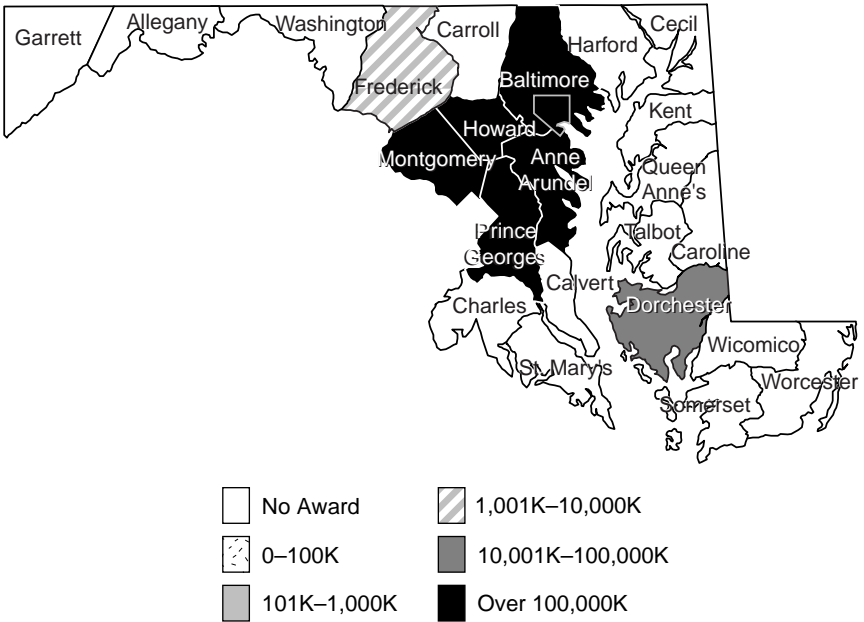
GSFC Top 25 Nonprofit Institutions FY99

FY 99	FY 98	Company	Number of Contracts	Millions of Dollars Obligated
1	1	Johns Hopkins University	96	\$109.4
2	2	Assoc. of Universities for Res. in Astronomy	33	\$62.1
3	3	University of Colorado – Boulder	184	\$55.4
4	4	University of Maryland – College Park	168	\$33.2
5	5	University of California – Berkeley	98	\$31.9
6	8	California Institute Technology	77	\$30.9
7	19	University of California – San Diego	88	\$24.7
8	6	Southwest Research Institute	43	\$20.2
9	12	Universities Space Research	62	\$20.2
10	11	University of Arizona	125	\$18.4
11	14	Smithsonian Institution	120	\$14.7
12	7	New Mexico State University – Las Cruces	22	\$14.4
13	9	Massachusetts Institute of Technology	118	\$11.8
14	13	Columbia University	79	\$10.8
15	10	Wheeling Jesuit College	4	\$9.8
16	15	University of Alaska – Fairbanks	30	\$8.9
17	18	University of New Hampshire	69	\$8.7
18	16	Stanford University	50	\$8.2
19	21	University of Texas – Austin	58	\$7.2
20	17	University of Washington	81	\$6.8
21	26	University of California – Santa Barbara	51	\$6.8
22	23	University of Wisconsin – Madison	68	\$6.3
23	25	University of Hawaii	75	\$6.2
24	50	Carnegie Mellon University	11	\$6.1
25	22	University of California – Los Angeles	78	\$6.0

0 20 40 60 80 100 120
Millions of Dollars

Maryland Economic Impact

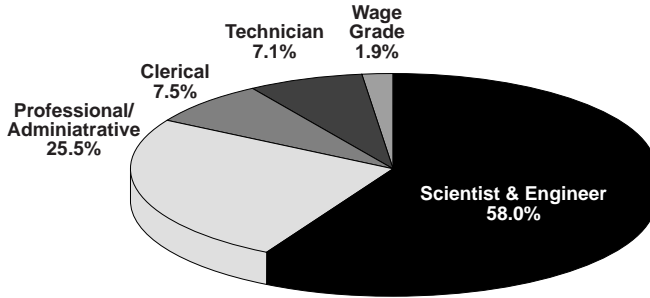
Total Prime Contract Awards FY99



Employment Impact

Each year, Goddard accomplishes its mission through the dedication and support of both civil servant and contractor employees. In FY 1999, Goddard employed over 3,200 civil servants and spent \$281 million on their salaries and benefits. Every payroll dollar paid by the Center generates an additional \$ 1.20 of income in the state of Maryland.

GSFC Civil Service Staffing



Source: NASA Personnel Payroll System (NPPS)

Workforce Goddard Space Flight Center September 1999

	Civil Servants	Contract Personnel
Clerical	239	281
Professional/Administrative	818	1,304
Scientist/Engineer	1,859	3,585
Technician	229	742
Wage Grade	61	570
Total Workforce	3,206	6,482

Approximately 9,688 persons work at the Goddard Space Flight Center at all of its sites.

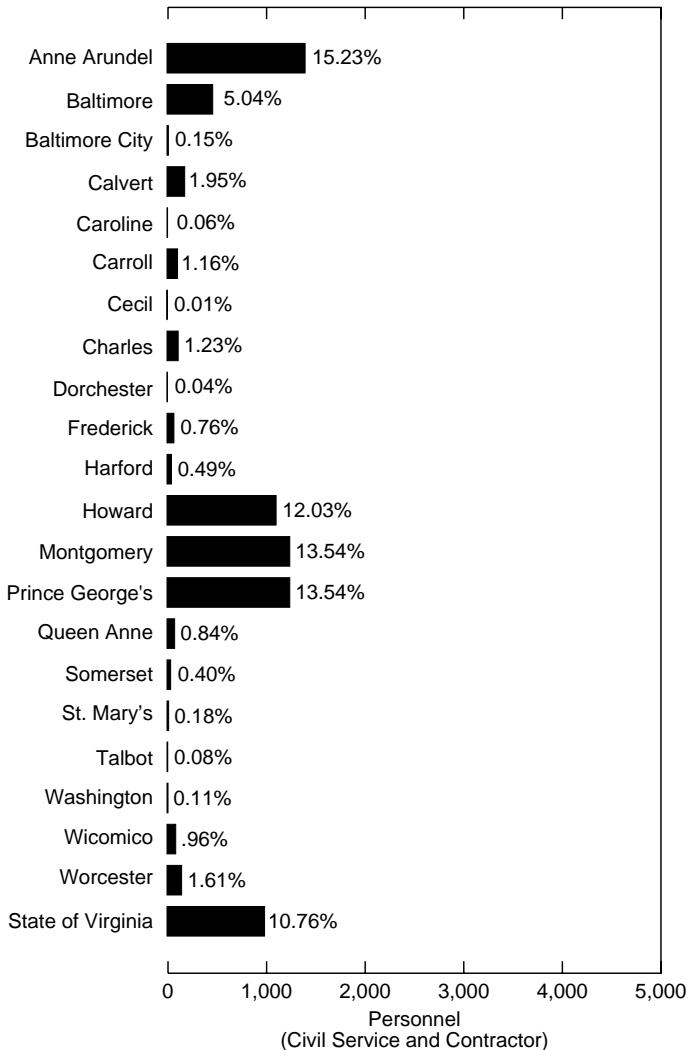
	Civil Servants	Contract Personnel
Greenbelt, MD	2,944	5,844
Wallops Island, VA	245	615
GISS, NY	17	23
Total Workforce	3,206	6,482

Source: NPPS & Locator and Information Services Tracking Systems (LISTS)

Readers interested in accessing NASA's homepage via internet may use the following URL address: <http://www.gsfc.nasa.gov>

Maryland

Residential Distribution of GSFC Personnel by County



Source: LISTS

Approximately 8,498 civil servants and contractors live in Maryland and 1,042 civil servants and contractors live in Virginia, which is 98.4% of Goddard's total workforce.

Prince George's County Economic Impact

Total Prime Contract Awards FY99



More than 700 million dollars were obligated in FY99 on contracts with small and large businesses in Prince George's County.

FY 1999 GSFC SMALL BUSINESSES WITH PLACE OF PERFORMANCE IN PRINCE GEORGE'S COUNTY

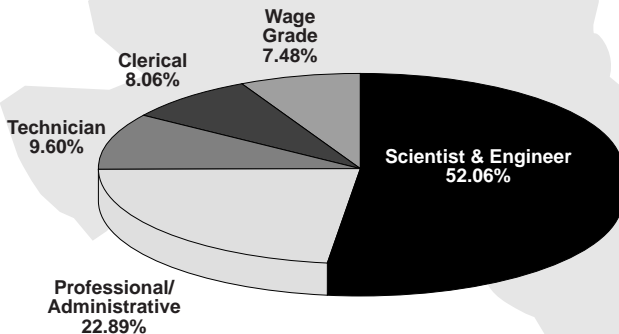
Contractor	FY 1999 Obligs Thousands (\$K)	Contractor	FY 1999 Obligs Thousands (\$K)
Swales & Associates Inc	56,807	K T Tech Inc	165
Q S S Group Inc	22,294	Anstec Inc	161
Science Systems Applications	15,947	Grayhound Trash Removal Inc	154
Jackson & Tull Inc	14,920	Software Corp America	127
Global Science & Tech Inc	8,818	Birnbaum Interpreting Services	108
North America Telecomm Inc	7,615	Information Dynamics Inc	100
R S Information Systems Inc	6,024	Modern Electric Inc	100
Occu Health Inc	3,985	Neovista Software Inc	98
Knight Protective Service Inc	3,759	Camco Construction Co Inc	88
A S R C Aerospace Corp	3,556	Composite Mirror Applications	86
Century Computing Inc	3,441	Final Analysis Inc	84
Space Applications Corp	3,300	Atlas Concepts	81
S G T Inc	2,841	Modern Electric Md Ltd	80
Sanad Support Technologies Inc	2,710	Potomac Testing Inc	70
Dynacs Engineering Co Inc	2,600	Quantum Photonics Inc	70
Hot & Cold Corp	2,514	Hammers Co Inc	69
Mentor Technologies Inc	2,471	Unitree Software Inc	56
Research & Data Systems Corp	2,039	Alban Engine Power Systems Inc	47
Systems Engineering & Sec Inc	1,964	Design & Production Inc	43
C P F Underground Utilities Inc	1,836	Network Appliance Inc	41
Sylvest Management Systems	1,782	Pierce Phelps Inc	41
Montage Inc	1,778	Kinesix Corp	40
International Dev & Eng Assoc	1,675	Teltronics Inc	35
Capitol Contractors Inc	1,459	Lord & Co Inc	27
Horne Engineering Services Inc	1,054	Ritz Audio Visual Assocs Inc	26
Caelum Research Corp	941	Space Applications Corp	25
N V I Inc	614	A I Solutions Inc	24
Edutech Limited	520	Eildon Associates Inc	23
Computer Information Spec Inc	496	Symtech Corp	23
Ferguson & Ramey Elec Contrctr	445	Tnk Space Corp	20
Curtis Management Co Inc	330	Computer Temporaries Inc	19
Herron Enterprises Inc	307	Computer Specialists Inc	17
Bechdon Co Inc	301	Alpha Corp	16
Aerospace Engineering Gp Idea	300	Enviro Management & Resrch Inc	16
Engineering Design Group Inc	289	Sign Language Associates	8
Advanced Computer Concept Inc	212	College Park Paving Inc	7
Genesis Engineering Corp	212	Computer Temporaries Inc	7
Jorge Scientific Corp	196	Micrographic Specialties Inc	7
S P Contracting Inc	182	O M F Contractors Inc	5
Delmar Systems Inc	179	Web LLC	5
Electric Press Inc	172	Jackson & Tull Inc	1
Research & Professional Serv	166		

Source: BBD210CX Report

FY 1999 GSFC LARGE BUSINESSES WITH PLACE OF PERFORMANCE IN PRINCE GEORGE'S COUNTY

Contractor	FY 1999 Obligs Thousands (\$K)	Contractor	FY 1999 Obligs Thousands (\$K)
Hughes Information Tech Corp . . .	\$123,201	National Semiconductor Corp	214
Lockheed Martin Corp	88,146	Aptix Corp	156
Raytheon S T X Corp	57,148	Electrico Inc	120
Alliedsignal Technical Serv	55,269	Sherikon Inc	106
Cortez III Service Corp	26,833	Lockheed Martin Corp	73
Mcdonnell Douglas Corp	26,167	American Seating Co	71
N S I Technology Serv Corp	24,868	Space Applications Corp	70
Fairchild Space & Def Corp	20,492	Eaton Corp	63
Computer Sciences Corp	17,952	Cellular One	53
Unisys Corp	14,718	Federal Data Corp	52
C T A Inc	14,600	Cadence Design Systems Inc	51
General Sciences Corp	13,013	Atmel Corp	46
Brown & Root Services Corp	11,728	Natco Inc	43
Potomac Electric Power Co	8,184	G E Capital Modular Space	42
Parsons Infrastructure & Tech	6,995	Xerox Corp	40
Twigg Corp	3,125	Timeplex Federal Systems Inc	34
Siemens Business Comm Sys Inc	2,666	Project Software & Dev Inc	30
Washington Gas Light Co	1,877	Washington Gas Light Co	30
Johnson Controls Inc	1,280	Price Modern Inc	29
Cray Research Inc	1,222	Bruker Optics Inc	26
Chesapeake & Potomac Telephon	871	Cardkey Systems Inc	14
Digital Equipment Corp	743	Grimberg John C Co Inc	13
Storage Technology Corp	360	Nextel Communications Inc	13
Booz Allen & Hamilton Inc	350	Orbital Sciences Corp	1
Lockheed Martin Services Inc	229		

GSFC WORKFORCE OF PRINCE GEORGE'S COUNTY RESIDENTS



*A combined total of 3,102 civil servants and contractors reside in Prince George's county.
(1,182 civil servants and 1,920 contractors)*

Source: Locator and Information Services Tracking Systems (LISTS)

Vision Statement

“We revolutionize knowledge of the Earth and the universe through scientific discovery from space to enhance life on Earth.”