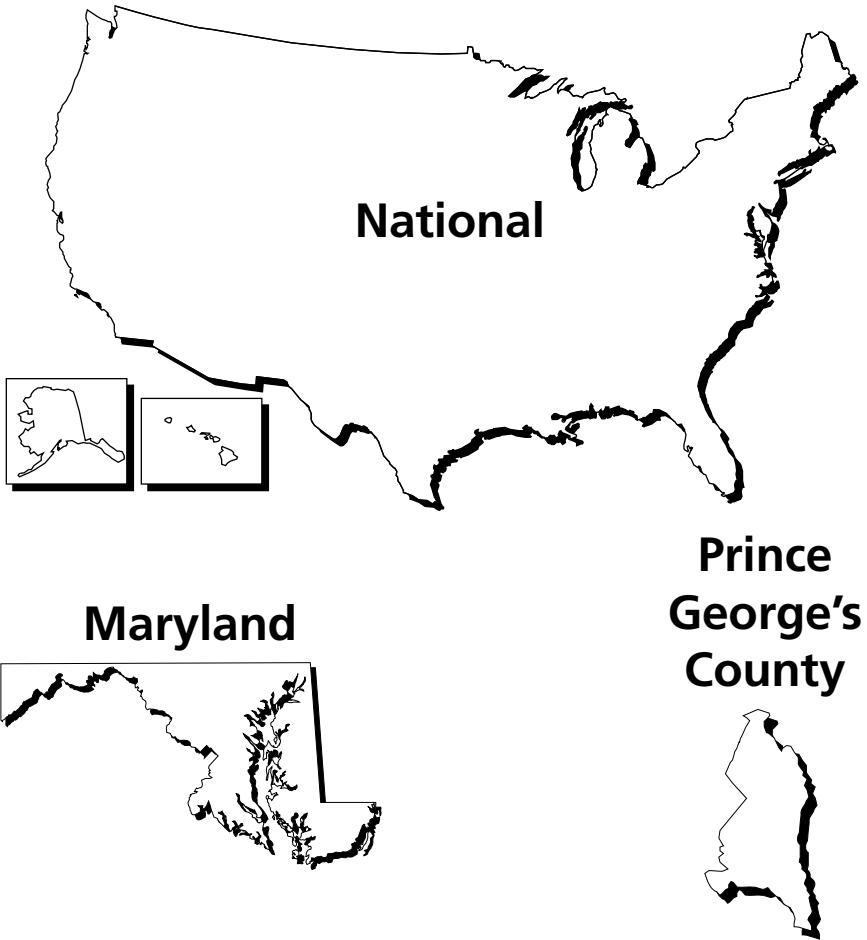


Goddard Space Flight Center at Greenbelt, MD and Wallops Island, VA

Economic Impact FY 2001



National Aeronautics and
Space Administration

Economic Impact

Goddard significantly impacts the local and national economy. As the Center acquires the necessary goods and services to perform its mission, the direct and indirect impacts of the expenditures of these funds affects the economic health and development of the local, state and national economy. The dollars spent by Goddard enhance business development, create jobs, and increase the tax base.

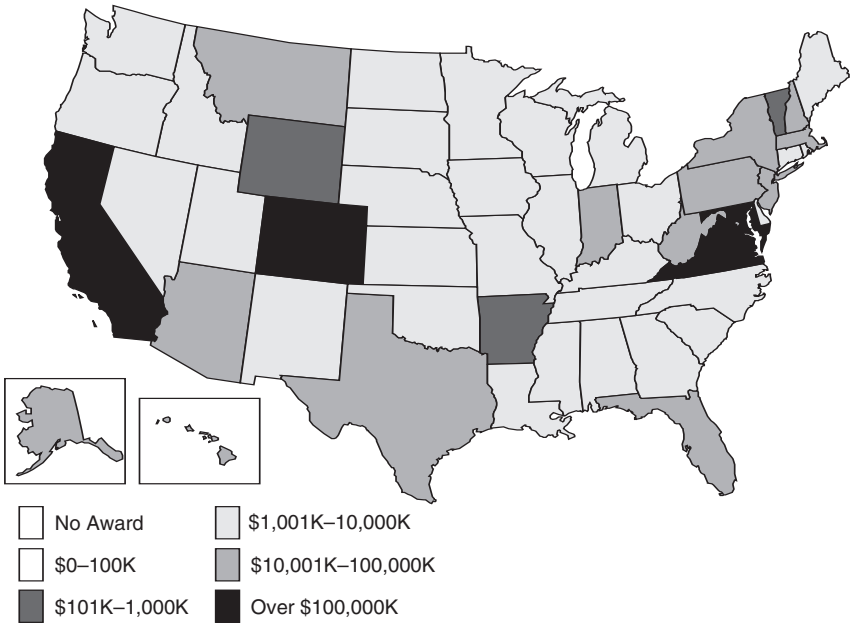
Contract Obligations

The largest portion of Goddard's budget is obligated through contracts with commercial firms, nonprofit institutions and other government agencies. These contracts allow the Center to acquire the goods and services necessary to accomplish its mission. Ultimately, these dollars are returned to the local, state and national economy in the form of gross output, sales, the purchase of intermediate goods and services, and employee income.

During Fiscal Year (FY) 2001, Goddard processed more than 24 percent of the Agency's contractual actions and 20 percent of the contractual obligations. In total, the Center obligated over \$2.559 billion on new and existing contracts during FY 2001. These obligations and prime contract awards are issued to contractors nationwide, as well as, outside the United States. Commercial firms received 58 percent, educational institutions 28 percent, nonprofit organizations 10 percent, other government agencies 7.2 percent, and 0.5 percent was awarded geographically outside the U.S.

National Economic Impact

Total Prime Contract Awards FY 2001



GSFC Geographical Distribution FY 2001

State	Total (\$K)	State	Total (\$K)	State	Total (\$K)
Alabama	6,723	Kentucky	1,573	North Dakota	2,100
Alaska	15,436	Louisiana	2,429	Ohio	7,999
Arizona	36,549	Maine	1,614	Oklahoma	5,120
Arkansas	.819	Maryland	1,027,278	Oregon	6,532
California	365,728	Massachusetts	56,523	Pennsylvania	20,571
Colorado	104,047	Michigan	7,420	Rhode Island	2,801
Connecticut	4,376	Minnesota	3,884	South Carolina	6,385
Delaware	1,477	Mississippi	1,004	South Dakota	1,313
District of Columbia	11,091	Missouri	4,626	Tennessee	3,770
Florida	18,333	Montana	11,247	Texas	46,544
Georgia	3,525	Nebraska	1,925	Utah	3,609
Hawaii	15,289	Nevada	1,704	Vermont	587
Idaho	3,167	New Hampshire	12,292	Virginia	112,648
Illinois	8,401	New Jersey	53,912	Washington	9,583
Indiana	50,101	New Mexico	9,624	West Virginia	50,676
Iowa	3,539	New York	33,108	Wisconsin	9,088
Kansas	1,442	North Carolina	3,814	Wyoming	252
Excludes Purchases <\$25K				Total	\$2,173,598

GSFC Leading Contractors FY 2001

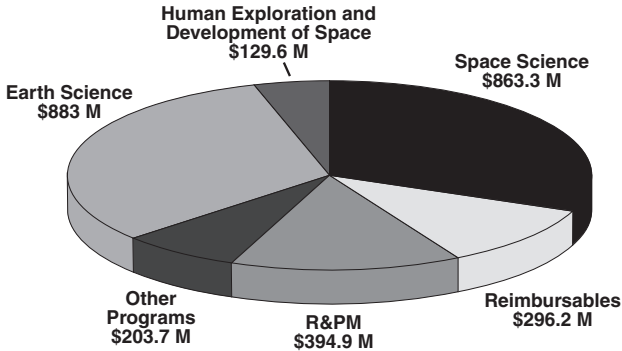
FY 01	FY 00	Company	Number of Contracts	Millions of Dollars Obligated
1	1	Lockheed Martin Corporation	33	\$164.1
2	2	Raytheon STX Corporation	1	\$127.7
3	4	Hughes Aircraft Company	3	\$104.1
4	6	Swales & Associates, Inc.	8	\$92.3
5	5	QSS Group, Inc.	4	\$90.2
6	3	TRW, Inc.	10	\$82.1
7	14	Science Systems Applications	18	\$56.9
8	7	Ball Aerospace & Tech. Corporation	19	\$54.1
9	9	ITT Corporation	5	\$48.2
10	11	NSI Technology Services Corporation	2	\$26.6
11	35	Averstar, Inc.	2	\$24.9
12	12	P R C, Inc.	3	\$24.7
13	18	Aerojet General Corporation	3	\$23.5
14	13	Cortez III Service Corporation	2	\$22.7
15	33	Parsons Infrastructure & Tech.	2	\$21.0
16	17	General Sciences Corporation	10	\$19.1
17	25	Spectrum Astro, Inc.	3	\$17.4
18	10	Computer Sciences Corporation	25	\$16.7
19	15	Space Systems Loral, Inc.	3	\$13.6
20	26	Global Science & Tech. Inc.	8	\$9.5
21	57	Honeywell Technology Sols., Inc.	17	\$9.4
22	30	L B & B Associates, Inc.	2	\$9.3
23	42	Booz Allen & Hamilton, Inc.	7	\$8.7
24	39	Government Micro Resources, Inc.	40	\$8.6
25	182	RS Information Systems, Inc.	2	\$8.4

Source: PR353PRE (Format H) Report

0 50 100 150 200
Millions of Dollars

GSFC FY 2001 Budget

Total Funding: \$2,770.7M



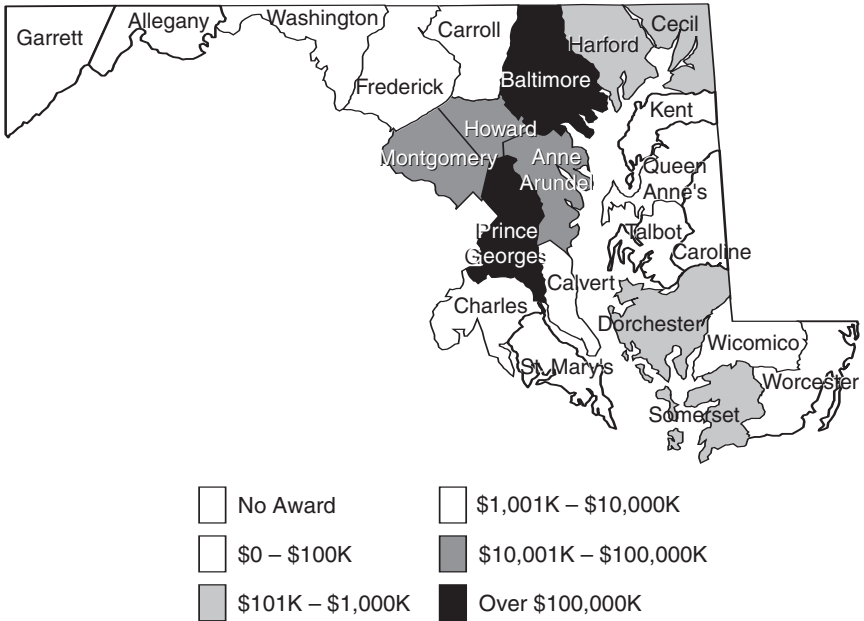
Source: FY 01 Program Authority

GSFC Top 25 Nonprofit Institutions FY 2001

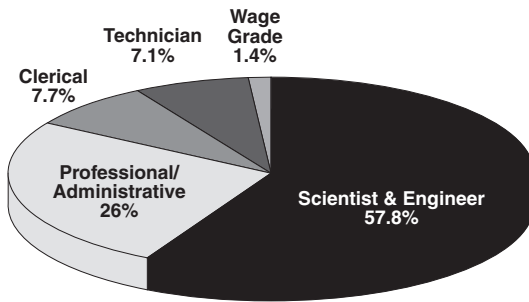
FY 99	FY 98	Company	Number of Contracts	Millions of Dollars Obligated
1	1	Johns Hopkins University	129	\$127.9
2	2	Assoc. of Universities for Res. in Astronomy	25	\$74.3
3	3	University of Colorado – Boulder	176	\$37.6
4	5	California Institute Technology	82	\$24.6
5	6	University of Maryland – College Park	143	\$23.3
6	13	University of California – Berkeley	94	\$22.7
7	10	Massachusetts Institute of Technology	88	\$21.5
8	12	New Mexico State University – Las Cruces	19	\$16.3
9	9	Smithsonian Institution	166	\$15.1
10	8	University of Alaska – Fairbanks	29	\$14.3
11	15	Universities Space Research	32	\$13.6
12	11	Columbia University	55	\$13.6
13	11	University of Maryland – Baltimore County	33	\$12.1
14	8	University of Arizona	154	\$12.0
15	7	University of California – San Diego	52	\$10.7
16	25	University of Hawaii	78	\$9.9
17	14	Southwest Research Institute	64	\$9.8
18	17	Pennsylvania State University	57	\$9.4
19	16	Wheeling Jesuit College	4	\$9.4
20	20	Institute Software Research	3	\$8.8
21	19	University of New Hampshire	55	\$8.1
22	24	Stanford University	48	\$7.8
23	20	University of Washington	72	\$7.4
24	21	University of Texas – Austin	47	\$7.2
25	85	Montana State University	10	\$7.0

Maryland Economic Impact

Total Prime Contract Awards FY 2001



GSFC Civil Service Staffing



Source: NASA Personnel Payroll System (NPPS)

Workforce Goddard Space Flight Center September 2001

	Civil Servants	Contract Personnel
Clerical	241	396
Professional/Administrative	813	1,114
Scientist/Engineer	1,811	2,968
Technician	221	720
Wage Grade	44	678
Total Workforce	3,130	5,876

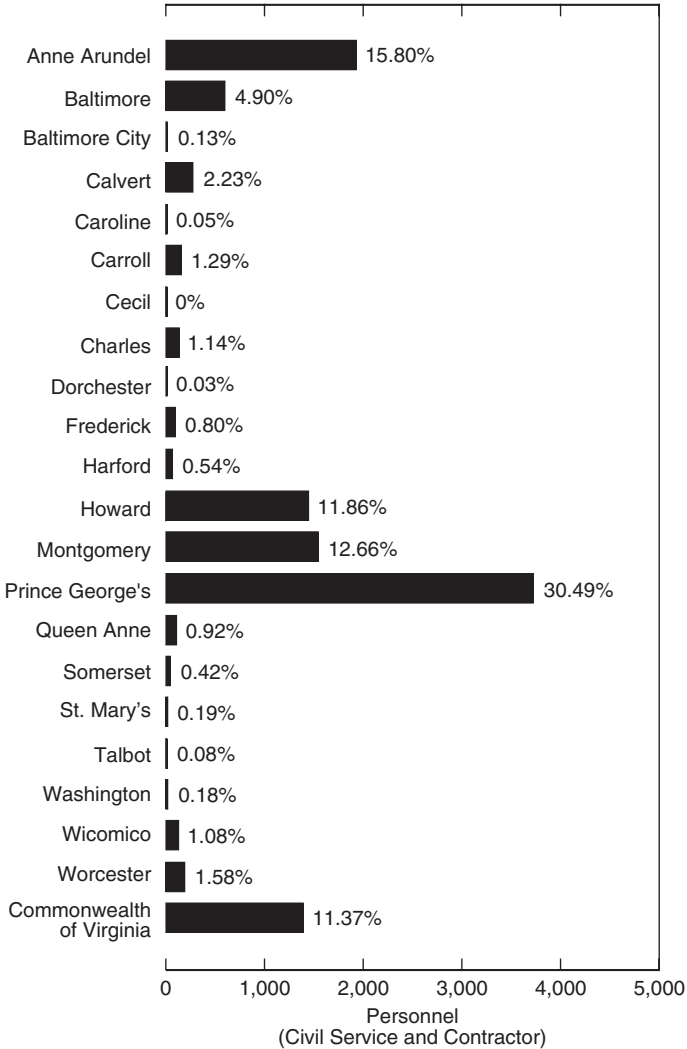
Approximately 9,006 people work at all the Goddard Space Flight Center sites.

	Civil Servants	Contract Personnel
Greenbelt, MD	2,857	4,998
Wallops Island, VA	236	635
NY (GISS)	18	22
Fairmont, WV (IV&V Facility)	16	13
White Sands, NM	3	208
Total Workforce	3,130	5,876

Source: NPPS & Locator and Information Services Tracking Systems (LISTS)

Readers interested in accessing NASA's homepage via internet may use the following URL address: <http://www.gsfc.nasa.gov>

Residential Distribution of GSF C Personnel



Source: LISTS

Approximately 7,779 civil servants and contractors live in Maryland and 1,024 civil servants and contractors live in Virginia, which is 98% of Goddard's total workforce.

*Prince George's County
Economic Impact*

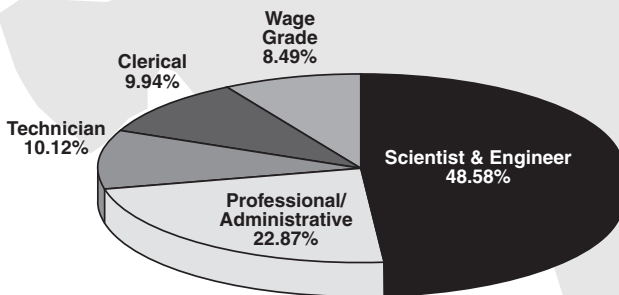
**Total Prime
Contract Awards
FY 2001**



FY 2001 GSFC LARGE BUSINESSES WITH PLACE OF PERFORMANCE IN PRINCE GEORGE'S COUNTY

Contractor	FY 2001 Obligs Thousands (\$K)	Contractor	FY 2001 Obligs Thousands (\$K)
Raytheon Information System Co	127,735	Xerox Corp	198
Lockheed Martin Corp	83,379	A C S Government Solutions Group	177
N S I Technology Serv Corp	26,612	Axcelis Technologies Inc	170
Cortez Iii Service Corp	22,656	Lanier Worldwide Inc	165
Parsons Infrastructure & Tech	21,039	Federal Data Corp	152
General Sciences Corp	19,141	Calvert Trash Systems Inc	150
Computer Sciences Corp	12,437	Computer Sciences Corp	149
Raytheon Technical Services Co	7,944	Twiggs Corp	105
Potomac Electric Power Co	7,181	Booz Allen & Hamilton Inc	103
Raytheon S T X Corp	6,882	Compaq Computer Corp	101
Intellisource Information Sys	6,778	Government Technology Ser Inc	92
Siemens Information & Comm Net	6,287	Research Support Instruments	92
Hughes S T X Corp	5,711	M C I Worldcom	75
C T A Inc	4,749	Team Industrial Services Inc	73
Boeing Co	4,144	Litton Systems Inc	72
Honeywell Technology Sols Inc	3,570	Orbital Sciences Corp	71
Washington Gas Light Co	3,122	C S C Professional Serv Group	67
Siemens Business Comm Sys Inc	2,763	A P W Wright Line	56
Appnet Inc	2,638	Logistics Management Institute	50
Unisys Corp	2,444	Soza Co Ltd	50
Fairchild Space & Def Corp	2,279	G F Office Furniture Ltd	49
P R C Inc	1,327	W W Graingers Inc	49
Logicon F D C	943	Sybase Inc	46
Chesapeake & Potomac Telephone	867	Computer Sciences Corp	45
Intellisource Information Sys	830	Smart Force	44
Johnson Controls Inc	769	Raytheon Service Co	38
Service Source Inc	759	Integral Systems Inc	37
Steelcase Inc	667	Fairfax Opportunities Unlimited	34
Price Modern Inc	649	Booz Allen & Hamilton Inc	33
S M & A Corp East	569	Miller Herman Inc	27
Brown & Root Services Corp	447	Synopsis Inc	26
Honeywell Inc	341	Eaton Corp	21
Emergent Information Tech East	326	G E Capital Modular Space	15
Storage Technology Corp	242	Boeing Service Co	9
Verizon	220	Parsons Infrastructure & Tech	7

GSFC WORKFORCE OF PRINCE GEORGE'S COUNTY RESIDENTS



Approximately 2,746 civil servants and contractors reside in Prince George's County

Source: Locator and Information Services Tracking Systems (LISTS)

FY 2001 GSFC SMALL BUSINESSES WITH PLACE OF PERFORMANCE IN PRINCE GEORGE'S COUNTY

Contractor	FY 2001 Obligs Thousands (\$K)	Contractor	FY 2001 Obligs Thousands (\$K)
Swales & Associates Inc	.92,347	Proxemy Research Inc	.104
Q S S Group Inc	.90,217	S P Systems Inc	.104
Science Systems Applications	.56,815	Edin Associates	.102
Global Science & Tech Inc	.9,455	Alpha Corp	.100
L B & B Associates Inc	.9,251	Engineering Design Group Inc	.100
R S Information Systems Inc	.8,306	Industrial Machinery & Equipmt	.96
S R S Information Services	.8,256	Alternative Dispute Resol Assc	.90
Occu Health Inc	.4,234	E B S Machine Specialists	.90
S G T Inc	.4,072	O M F Contractors Inc	.90
Knight Protective Service Inc	.3,992	Officepro Inc	.90
A S R C Aerospace Corp	.2,869	Jackson & Tull Inc	.85
Sanad Support Technologies Inc	.2,656	Alterion	.80
Research & Data Systems Corp	.2,575	Geo Eco Arc Research	.80
Camco Construction Co Inc	.2,461	Prime Circuits Inc	.73
Sylvest Management Systems	.2,215	Birnbaum Interpreting Services	.72
Ferguson & Ramey Elec Contrctr	.1,763	High Purity Systems Inc	.64
Edutech Limited	.1,756	Dynacs Engineering Co Inc	.63
Mentor Technologies Inc	.1,456	S M & A Corp East	.61
Adnet Systems Inc	.1,432	D L T Solutions Inc	.60
Bowhead Transportation Co Inc	.1,116	Lord & Co Inc	.59
Modern Technology Systems Inc	.1,075	Center Forensic Econmc Studies	.55
N V I Inc	.1,071	Applied Technology Institute	.53
Hot & Cold Corp	.1,070	Bart & Associates Inc	.50
Bechdon Co Inc	.971	Century Computing Inc	.50
Montage Inc	.948	Micrographic Specialties Inc	.50
Capitol Contractors Inc	.932	Protech Professional Tech Svcs	.50
Caelum Research Corp	.730	Organization Development Sys	.48
Enviro Management & Resrch Inc	.576	Ritz Audio Visual Assocs Inc	.45
International Dev & Eng Assoc	.483	Univ Corp Advance Internet Dev	.45
Curtis Management Co Inc	.457	Spectrum Signal Processing Inc	.39
Advanced Computer Concept Inc	.404	Taylor William	.37
Omitron Inc	.403	Teltronics Inc	.37
Herron Enterprises Inc	.391	Emergent Information Tech East	.33
Sigma Research & Engrg Corp	.391	Interlinear Technology Inc	.33
T T H Research Inc	.365	Advertising Premiums & Incentv	.30
Quantum Photonics Inc	.348	Spreadsheet World Inc	.30
Advanced Common Solutions	.295	System Improvements Inc	.29
Davis Instruments Llc	.281	Fairfax Opportunities Unlimitd	.28
Hammers Co Inc	.235	Immix Technology	.27
Delmar Systems Inc	.231	T L D Works	.27
Naughton Energy Corp	.222	Analytical Graphics Inc	.25
Unitree Software Inc	.210	Lorr Co	.25
Peacock Enterprises Inc	.171	Edmunds Engineering Inc	.23
S P Systems Inc	.162	Vulcan Engineering Mfg Inc	.18
Entek Inc	.151	Jackson & Tull Inc	.17
Walcoff & Associates Inc	.144	Maryland Industrial Finishing	.14
Nomad Research Inc	.132	Nyma Inc	.11
C P F Underground Utilities Inc	.125	S P Contracting Inc	.6
Precision Machine & Tool Co	.124	Genesis Engineering Corp	.5
Birsa Frank	.115	Martins Machine & Sheetmtl Inc	.3
S M & A Corp East	.105	Applied Energy Systems Inc	.1

Source: BBD210CX Report

Vision Statement

We revolutionize knowledge of the Earth and the universe through scientific discovery from space to enhance life on Earth.