




NEVADA






NASA Overall State Impact⁽¹⁾

- Jobs Supported 681
- Economic Output \$118,326,000
- State Tax Revenue \$3,882,000



Moon to Mars Campaign State Impacts

- Jobs Supported 24
- Economic Output \$4,610,000
- State Tax Revenue \$152,000



Investments in Climate Change Research & Technology State Impacts

- Jobs Supported 46
- Economic Output \$8,059,000
- State Tax Revenue \$263,000

(1) For more information please visit: [Value of NASA](#)

FY21 State Procurement Investments ⁽²⁾ \$42.2 M

Sample Obligations ⁽³⁾

Business	\$3,477,030
• Other Than Small Business	\$601,584
• Small Business	\$2,875,446
– 8(A) Program	\$0
– Economically Disadvantaged Women Owned Small Business	\$1,671,511
– Historically Underutilized Business (HUBZone)	\$0
– Service Disabled Veteran Owned Small Business	\$0
– Small Business Innovative Research	\$0
– Small Disadvantaged Business	\$2,598,212
– Veteran Owned Small Business	\$0
– Woman Owned Small Business	\$1,671,511
– Small Business Only	\$277,234
Educational	\$3,759,259
Government	\$173,341
Non-profit Institutions	\$648,397

Leading State-based NASA Business Contractors

HSG, LLC	\$1,673,148
Applied Tungstenite Corporation	\$748,428
Sierra Nevada Corporation	\$392,208
Vadatech, Inc.	\$193,160
Info-Tech Research Group, Inc.	\$109,923

Leading State-based NASA Education Funding

Nevada System of Higher Education	\$3,766,410
-----------------------------------	-------------

Space Grant Consortium

Nevada System of Higher Education	\$800,000
-----------------------------------	-----------

⁽²⁾ NASA contracts sourced in the state in FY21; see [FY21 NASA Economic Impact Report](#)
⁽³⁾ Categories are not additive. For more information on FY21 Sample Obligations, please visit: [NASA Acquisition Internet Service \(NAIS\)](#)



NEVADA



681
NASA Jobs
Supported

There are 7 NASA Federal job and 502* contractors in the state of Nevada.

For every NASA federal job located in Nevada, an additional 96.3** jobs are supported in the state economy. For every million dollars' worth of economic output generated by NASA federal jobs, an additional \$33.5** million worth of output is sustained throughout the state economy.

* Indirect effects are the purchases of goods and services by government agencies and private sector contractors, as well as by the industries that supply them.

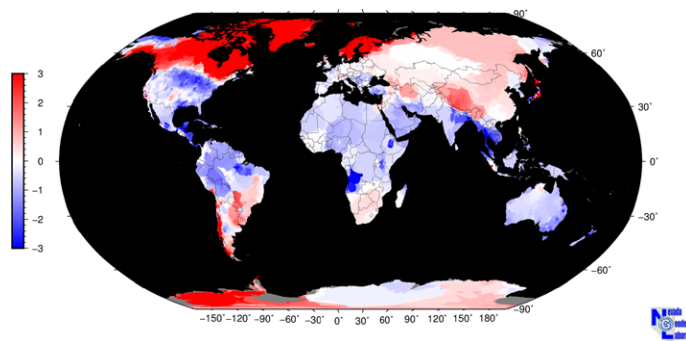
** Multiplier based on IMPLAN Input Output (I-O) model. To learn more, please visit: <https://blog.implan.com/understanding-implan-multipliers>



Eleven Nevada suppliers contributed to NASA's Artemis program. An example of the state's contributions is composite materials used for panels on Orion for Artemis I.



Test of NASA's Unmanned Aircraft Systems Traffic Management (UTM) technical capability Level 2 (TCL2) at Reno-Stead Airport, Nevada.



NASA's partnership with the University of Nevada Reno's Geodetic Laboratory on Seal Level Rise uses the precision, coverage, and prevalence of open data holdings that are now available from GPS stations to estimate the rates and patterns of vertical land movement and evaluate the balance of uplift and subsidence across the Earth's surface. Please visit <https://sealevel.nasa.gov/> to learn more.

James Webb Space Telescope Cycle 1 Hours of Access



Nevada Institutions

123.1
Hours

For more information about the Economic Impact Report for your state, go to:



National Aeronautics and Space Administration

NASA Headquarters
300 E Street, SW
Washington, DC 20546

www.nasa.gov/centers

www.nasa.gov

