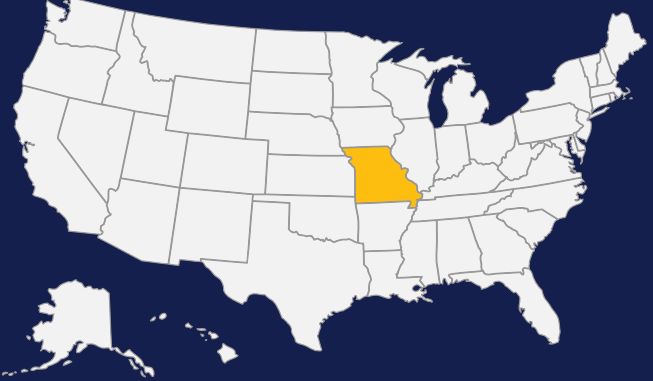






MISSOURI






NASA Overall State Impact⁽¹⁾

- Jobs Supported: 481
- Economic Output: \$92,832,000
- State Tax Revenue: \$3,004,000



Moon to Mars Campaign State Impacts

- Jobs Supported: 47
- Economic Output: \$9,388,000
- State Tax Revenue: \$291,000



Investments in Climate Change Research & Technology State Impacts

- Jobs Supported: 106
- Economic Output: \$21,721,000
- State Tax Revenue: \$684,000

⁽¹⁾ For more information please visit: [Value of NASA](#)

FY21 State Procurement Investments ⁽²⁾ \$29.8 M

Sample Obligations ⁽³⁾

Business	\$26,128,749
• Other Than Small Business	\$24,032,864
• Small Business	\$2,095,885
– 8(A) Program	\$0
– Economically Disadvantaged Women Owned Small Business	\$101,282
– Historically Underutilized Business (HUBZone)	\$0
– Service Disabled Veteran Owned Small Business	\$0
– Small Business Innovative Research	\$1,700,852
– Small Disadvantaged Business	\$182,770
– Veteran Owned Small Business	\$36,508
– Woman Owned Small Business	\$131,282
– Small Business Only	\$145,755
Educational	\$12,542,652
Government	\$0
Non-profit Institutions	\$0

Leading State-based NASA Business Contractors

The Boeing Company	\$23,431,530
ThermAvant Technologies, LLC	\$874,931
Impossible Sensing, LLC	\$873,783
Burns & McDonnell Engineering Company, Inc.	\$522,278
Paragon Solutions, Inc.	\$101,282

Leading State-based NASA Education Funding

Washington University	\$9,564,574
University of Missouri	\$2,650,215
Saint Louis University	\$327,863

Space Grant Consortium

Missouri University of Science & Technology	\$897,119
---	-----------

⁽²⁾ NASA contracts sourced in the state in FY21; see [FY21 NASA Economic Impact Report](#)
⁽³⁾ Categories are not additive. For more information on FY21 Sample Obligations, please visit: [NASA Acquisition Internet Service \(NAIS\)](#)



MISSOURI



481
NASA Jobs
Supported



There are 9 NASA federal jobs and 272* contractors in the state of Missouri.

For every NASA federal job located in Missouri, an additional 52.4** jobs are supported in the state economy. For every million dollars' worth of economic output generated by NASA federal jobs, an additional \$21** million worth of output is sustained throughout the state economy.


* Indirect effects are the purchases of goods and services by government agencies and private sector contractors, as well as by the industries that supply them.

** Multiplier based on IMPLAN Input Output (I-O) model. To learn more, please visit: <https://blog.implan.com/understanding-implan-multipliers>

NASA Astronauts

- Thomas Akers
- Robert Behnken
- Linda Godwin
- Mike Hopkins*
- Janet Kavandi
- Robert Springer

* Current



Twenty-two Missouri suppliers contributed to NASA's Artemis program. An example of the state's contributions is supplying large stainless-steel fittings for the boosters.

James Webb Space Telescope Cycle 1 Hours of Access



Missouri Institutions

577.4
Hours

For more information about the Economic Impact Report for your state, go to:



National Aeronautics and Space Administration

NASA Headquarters
300 E Street, SW
Washington, DC 20546

www.nasa.gov/centers

www.nasa.gov

