






MASSACHUSETTS






NASA Overall State Impact⁽¹⁾

- Jobs Supported: 3,260
- Economic Output: \$691,679,000
- State Tax Revenue: \$26,275,000



Moon to Mars Campaign State Impacts

- Jobs Supported: 84
- Economic Output: \$18,849,000
- State Tax Revenue: \$747,000



Investments in Climate Change Research & Technology State Impacts

- Jobs Supported: 958
- Economic Output: \$178,802,000
- State Tax Revenue: \$7,104,000

⁽¹⁾ For more information please visit: [Value of NASA](#)

FY21 State Procurement Investments ⁽²⁾ \$256.7 M

Sample Obligations ⁽³⁾

Business	\$63,648,821
• Other Than Small Business	\$31,573,323
• Small Business	\$32,075,498
– 8(A) Program	\$0
– Economically Disadvantaged Women Owned Small Business	\$7,220,000
– Historically Underutilized Business (HUBZone)	\$0
– Service Disabled Veteran Owned Small Business	\$18,220
– Small Business Innovative Research	\$14,318,961
– Small Disadvantaged Business	\$9,910,455
– Veteran Owned Small Business	\$690,770
– Woman Owned Small Business	\$8,495,802
– Small Business Only	\$7,962,540
Educational	\$45,813,110
Government	\$0
Non-profit Institutions	\$93,732,591

Leading State-based NASA Business Contractors

Assurance Technology Corporation	\$7,500,000
Harris Miller Miller & Hanson, Inc.	\$7,220,000
JEOL USA, Inc.	\$6,786,069
The MathWorks, Inc.	\$5,004,052
COSM Advanced Manufacturing Systems, LLC	\$4,962,338

Leading State-based NASA Education Funding

Massachusetts Institute of Technology	\$26,133,952
Boston University	\$6,423,987
University of Massachusetts	\$5,937,571
Harvard College	\$4,291,070
Northeastern University	\$1,333,107

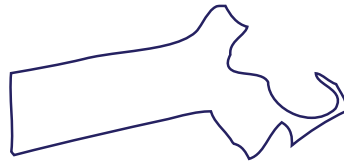
Space Grant Consortium

Massachusetts Institute of Technology	\$800,000
---------------------------------------	-----------

⁽²⁾ NASA contracts sourced in the state in FY21; see [FY21 NASA Economic Impact Report](#)
⁽³⁾ Categories are not additive. For more information on FY21 Sample Obligations, please visit: [NASA Acquisition Internet Service \(NAIS\)](#)



MASSACHUSETTS



3,260

NASA Jobs Supported



There are 15 NASA federal jobs and 1,761* contractors in the state of Massachusetts.

For every NASA federal job located in Massachusetts, an additional 216.3** jobs are supported in the state economy. For every million dollars' worth of economic output generated by NASA federal jobs, an additional \$93** million worth of output is sustained throughout the state economy.

* Indirect effects are the purchases of goods and services by government agencies and private sector contractors, as well as by the industries that supply them.

** Multiplier based on IMPLAN Input Output (I-O) model. To learn more, please visit: <https://blog.implan.com/understanding-implan-multipliers>

NASA Astronauts

Jay Apt

Steve Bowen*

Christopher Cassidy

Brian Duffy

Richard Linnehan

Chris Loria

Ed Lu

Bruce McCandless

Story Musgrave

Brian O'Leary

Charlie Precourt

Scott Tingle*

Stephanie Wilson*

* Current



Sixty-six Massachusetts suppliers contributed to NASA's Artemis program. An example of the state's contributions is fuel tank dome caps for the SLS core stage and Exploration upper stage.

James Webb Space Telescope Cycle 1 Hours of Access

Massachusetts
Institutions

6,674.5 Hours



For more information about the Economic Impact Report for your state, go to:



National Aeronautics and Space Administration

NASA Headquarters
300 E Street, SW
Washington, DC 20546

www.nasa.gov/centers

www.nasa.gov

