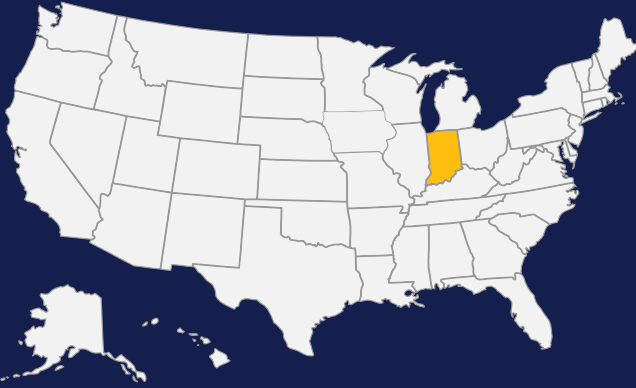


INDIANA



NASA Overall State Impact⁽¹⁾

• Jobs Supported	1,131
• Economic Output	\$216,383,000
• State Tax Revenue	\$8,225,000



Moon to Mars Campaign State Impacts

• Jobs Supported	15
• Economic Output	\$3,619,000
• State Tax Revenue	\$111,000



Investments in Climate Change Research & Technology State Impacts

• Jobs Supported	89
• Economic Output	\$16,622,000
• State Tax Revenue	\$556,000

⁽¹⁾ For more information please visit: [Value of NASA](#)

FY21 State Procurement Investments ⁽²⁾

\$82.2 M

Sample Obligations ⁽³⁾

Business	\$84,909,245
• Other Than Small Business	\$74,256,079
• Small Business	\$10,653,166
– 8(A) Program	\$0
– Economically Disadvantaged Women Owned Small Business	\$0
– Historically Underutilized Business (HUBZone)	\$356,289
– Service Disabled Veteran Owned Small Business	\$516,083
– Small Business Innovative Research	\$7,464,792
– Small Disadvantaged Business	\$621,281
– Veteran Owned Small Business	\$516,083
– Woman Owned Small Business	\$0
– Small Business Only	\$2,662,291
Educational	\$13,523,034
Government	\$0
Non-profit Institutions	\$0

Leading State-based NASA Business Contractors

L3 Harris Technologies, Inc.	\$66,489,707
Techshot, Inc.	\$8,385,226
Energy Systems Group, LLC	\$6,244,496
Appirio, Inc.	\$918,940
NearSpace Launch Inc.	\$750,000

Leading State-based NASA Education Funding

Purdue University	\$11,568,246
University of Notre Dame	\$1,042,588
Indiana University	\$912,200

Space Grant Consortium


Purdue University	\$800,000
-------------------	-----------

⁽²⁾ NASA contracts sourced in the state in FY21; see [FY21 NASA Economic Impact Report](#)

⁽³⁾ Categories are not additive. For more information on FY21 Sample Obligations, please visit: [NASA Acquisition Internet Service \(NAIS\)](#)



INDIANA



There are 17 NASA federal jobs and 679* contractors in the state of Indiana.

For every NASA federal job located in Indiana, an additional 65.5** jobs are supported in the state economy. For every million dollars' worth of economic output generated by NASA federal jobs, an additional \$25.8** million worth of output is sustained throughout the state economy.

* Indirect effects are the purchases of goods and services by government agencies and private sector contractors, as well as by the industries that supply them.

** Multiplier based on IMPLAN Input Output (I-O) model. To learn more, please visit: <https://blog.implan.com/understanding-implan-multipliers>

NASA Astronauts

Joe Allen

Serena Auñón-Chancellor*

Frank Borman

Marc Brown

Anthony "Tony" England

Kevin Ford

Virgil "Gus" Grissom

Jerry Ross


Janice E. Voss

Donald Williams

* Current



The BioFabrication Facility (BFF) and the Advanced Space Experiment Processor (ADSEP) together comprise a system capable of manufacturing human tissue in the microgravity environment of space.



Eighteen Indiana suppliers contributed to NASA's Artemis program. An example of the state's contributions is friction welding support for the RS-25 engines on NASA's Space Launch System rocket.

James Webb Space Telescope Cycle 1 Hours of Access

Indiana Institutions

**304.9
Hours**



For more information about the Economic Impact Report for your state, go to:



National Aeronautics and Space Administration

NASA Headquarters
300 E Street, SW
Washington, DC 20546

www.nasa.gov/centers

www.nasa.gov

