

# DELAWARE



## NASA Overall State Impact<sup>(1)</sup>

• Jobs Supported	114
• Economic Output	\$25,375,000
• State Tax Revenue	\$894,000



## Moon to Mars Campaign State Impacts

• Jobs Supported	8
• Economic Output	\$1,739,000
• State Tax Revenue	\$68,000



## Investments in Climate Change Research & Technology State Impacts

• Jobs Supported	17
• Economic Output	\$3,653,000
• State Tax Revenue	\$143,000

<sup>(1)</sup> For more information please visit: [Value of NASA](#)

## FY21 State Procurement Investments <sup>(2)</sup>

**\$8 M**

### Sample Obligations <sup>(3)</sup>

<b>Business</b>	<b>\$7,400,793</b>
• Other Than Small Business	\$6,699,441
• Small Business	\$701,352
– 8(A) Program	\$0
– Economically Disadvantaged Women Owned Small Business	\$0
– Historically Underutilized Business (HUBZone)	\$0
– Service Disabled Veteran Owned Small Business	\$11,733
– Small Business Innovative Research	\$374,436
– Small Disadvantaged Business	\$0
– Veteran Owned Small Business	\$136,695
– Woman Owned Small Business	\$0
– Small Business Only	\$190,221
<b>Educational</b>	<b>\$4,549,069</b>
• Historically Black Colleges and Universities	\$47,755
<b>Government</b>	<b>\$0</b>
<b>Non-profit Institutions</b>	<b>\$1,569,776</b>

### Leading State-based NASA Business Contractors

HeroX	\$5,131,865
United Energy Trading, LLC	\$795,000
TA Instruments – Waters, LLC	\$368,452
Phase Sensitive Innovations, Inc.	\$333,776
Composites Automation, LLC	\$249,436

### Leading State-based NASA Education Funding

University of Delaware	\$4,501,314
------------------------	-------------

### Space Grant Consortium


University of Delaware	\$800,000
------------------------	-----------

<sup>(2)</sup> NASA contracts sourced in the state in FY21; see [FY21 NASA Economic Impact Report](#)

<sup>(3)</sup> Categories are not additive. For more information on FY21 Sample Obligations, please visit: [NASA Acquisition Internet Service \(NAIS\)](#)



# DELAWARE



**114**  
NASA Jobs  
Supported



There are 8 NASA federal jobs and 55\* contractors in the state of Delaware.



For every NASA federal job located in Delaware, an additional 13.3\*\* jobs are supported in the state economy. For every million dollars' worth of economic output generated by NASA federal jobs, an additional \$5.4\*\* million worth of output is sustained throughout the state economy.

\* Indirect effects are the purchases of goods and services by government agencies and private sector contractors, as well as by the industries that supply them.

\*\* Multiplier based on IMPLAN Input Output (I-O) model. To learn more, please visit: <https://blog.implan.com/understanding-implan-multipliers>

## NASA Astronauts (Former)

Nancy Currie



Small satellites, called CubeSats, are shown secured inside NASA's Orion stage adapter. The ring-shaped stage adapter will be connected to the Space Launch System's Interim Cryogenic Propulsion Stage, and the Orion spacecraft will be secured on top. The CubeSats will conduct a variety of science experiments and technology demonstrations that will expand our knowledge of the lunar surface during the Artemis I mission.

## James Webb Space Telescope Cycle 1 Hours of Access

Delaware Institutions

**44.3**  
Hours



Seven Delaware suppliers contributed to NASA's Artemis program. An example of the state's contributions is providing socket head cap screws for NASA's Exploration Ground Systems Team.

For more information about the Economic Impact Report for your state, go to:



National Aeronautics and Space Administration

**NASA Headquarters**  
300 E Street, SW  
Washington, DC 20546

[www.nasa.gov/centers](http://www.nasa.gov/centers)

[www.nasa.gov](http://www.nasa.gov)

