



Diving Deep in the Domains, Running with AzTech

NASA 2023 Cost & Schedule Symposium

Crystal Bonds, PMP, CAPM

Schedule Analyst IV



ANALYTICAL MECHANICS ASSOCIATES

RunAzTech Demonstration



By Crystal Bonds

RunAzTech Installation Guidance

- Prerequisites:
 - Windows 7 or later
 - Microsoft Project 2010 or later
 - Microsoft .NET Framework 4.5
 - Visual Studio Tools for Office 4.0 Runtime
 - Run!AzTech Ribbon License Key
- Full Blown MS Project Add-In
- Requires installation of EXE; comes packaged with an MPP file (Ribbon.mpp)
- Important! MPP must be kept open in the background while working on the IMS



RunAzTech Installation Guidance

• Download

- Ensure Macros ability to run inside MS Project
 - Files > Options > Trust Center > Trust Center Settings > select either *Disable all Macros w/notification* or *Enable All Macros*
- Close Microsoft Project & uninstall any/all prior versions of Run!AzTech Ribbon from the Control Panel
- Navigate to the Run!AzTech Downloads & Documentation page
 - **Note versions available: RunAzTech ClickOnce, RunAzTech Ribbon (64-bit), RunAzTech Ribbon (32-bit)

• Install

- Ensure connection to the Internet before Installation
- Extract all files from the ZIP file
- Right-click on the EXE file (*setup.exe* or *Run!AzTech Ribbon x86/x64.exe*) and select Run As Administrator
- Run through the installer steps, Click Close/Finish

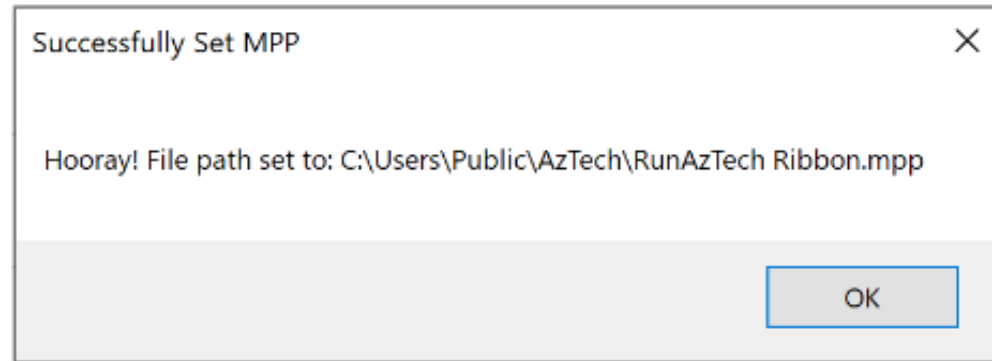


RunAzTech Installation Guidance

- **Configure**

- Open MS Project

- Note: You may see the following prompt “Please open the file: Run!AzTech Ribbon.mpp”, if so, click **OK**
 - Users should see a “Hooray!” notification



- MS Project will automatically launch (open) the Ribbon.mpp, you may be prompted to enable macros, **Click Enable Macros**

Ribbon Overview

RunAzTech Ribbon - Project Professional

Gantt Chart Tools

Bonds, Crystal Y. (LARC-B602C)[TEAMS3]

File Task Resource Report Project View WBS Schedule Pro Help RunAzTech Add-Ins Gantt Chart Format Tell me what you want to do

Gantt Chart View Paste Copy Format Painter Clipboard Font Arial 14 Schedule Mark on Track Respect Links Inactivate Manually Schedule Auto Schedule Tasks Inspect Move Mode Task Summary Milestone Deliverable Insert Information Notes Details Add to Timeline Properties Find Clear Scroll to Task Fill Editing

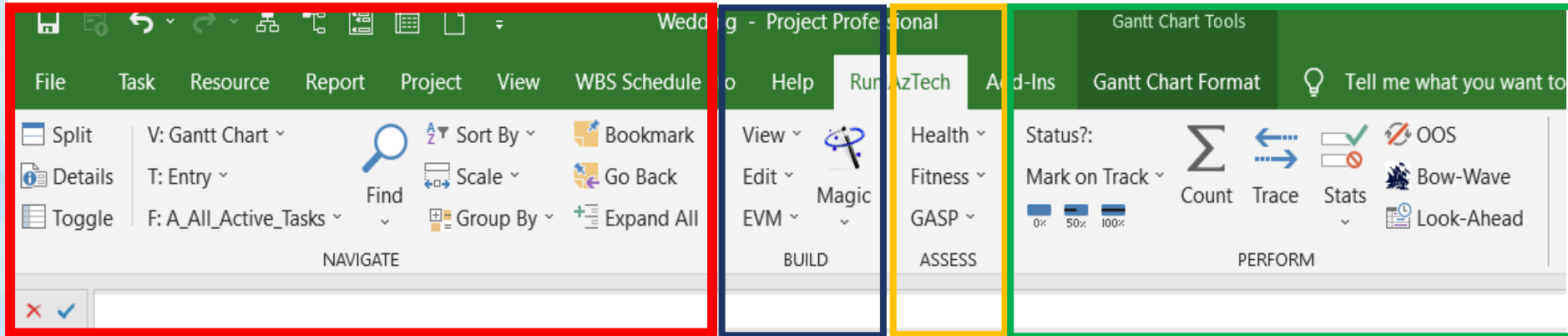
Run!AzTech Template for MS Project 7.1.0.104 (9 Mar 2022)

Name		Add New Column											
		12	2013		2014		2015		2016		2017		
		H2	H1	H2	H1	H2	H1	H2	H1	H2	H1	H2	
Run!AzTech Template for MS Project 7.1.0.104 (9 Mar 2022)													
<ul style="list-style-type: none"> Run!AzTech Ribbon for MSP 2010+ <ul style="list-style-type: none"> © 1996-2021 AzTech International Inc. http://www.GoAzTech.com Info@goAzTech.com 949.249.9349 Hotline@goAzTech.com Welcome! <ul style="list-style-type: none"> When opening MS Project, the RunAzTech Ribbon.mpp (this file) opens automatically. Leave it open! The functions will not run without it. Next, open an MPP of your choosing. Following that, click on the "Run!AzTech" Ribbon tab, and click "Refresh". Do this every time you open a schedule. Great! You're good to go. New to Run!AzTech? <ul style="list-style-type: none"> Take a deeper dive with our Quick Start, or click the "Learn" button on the far right of the Run!AzTech Ribbon tab. Popular functions: <ul style="list-style-type: none"> Trace - Trace Predecessor / Successor logic on any Task, including Critical & Driving Paths. Stoplight Filters - Click Perform, Assess, or Build to see counts and filters for various metrics! Count - Select any column header and click 'Count' to get see how many tasks, summaries, and starts are in your project! Expand All - Clears all filters to reveal all tasks. Disclaimer <ul style="list-style-type: none"> Please use this Template per our documented instructions & always make frequent backups of your Project file. 													

Run!AzTech Ribbon

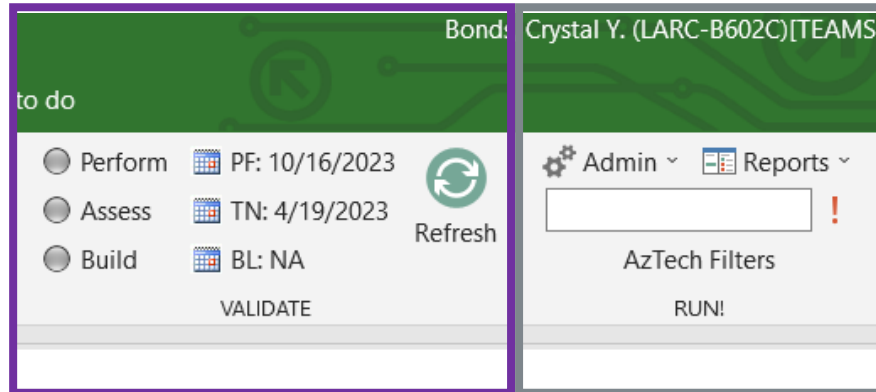
AzTech INTERNATIONAL

Ribbon Overview



- **Navigate:** assists with the ability to toggle between different panes: **Views, Tables & Filters**
- **Build:** provides users a consolidated design, quickly toggle between different **Views**, edit **status, duration**
- **Assess:** determines schedule **Health** (Focuses on foundational aspects of a healthy schedule) and **Fitness** (Features assess improvement areas within a healthy schedule), test schedule for alignment with **(GASP)** Generally Accepted Scheduling Principles
- **Perform:** tracks & helps improve schedule performance, include reports like the **Stats** report providing metrics, **(OOS)** Out of Sequence report, **Trace** allow users to filter a schedule through logic, **Count** provides valuable task info.

Ribbon Overview



- **Validate:** provides a snapshot to help users measure **Build, Assess & Perform** quality using **Stoplight** functionality; glimpse into overall schedule validation & enables users to drill down into weak areas; quick snapshots of the **Schedule Forecast End date, Status date** and **Baseline date**, house the **Refresh** button
- **Run!:** home base for **Admin** settings, navigate to **Reports** and **Export** features

Ribbon Overview

Status Project

Wedding - Project Professional | Gantt Chart Tools | Bonds, Crystal Y. (LARC-B602C)[TEAMS3]

File Task Resource Report Project View WBS Schedule Pro Help Run!AzTech Add-Ins Gantt Chart Format Tell me what you want to do

Subproject My Add-ins Project Information Custom Links Between Fields WBS Projects Change Working Time Calculate Project Set Baseline Move Project

Status Date: 4/19/23 Update Project Spelling

Task Mode	Task Name	Duration	Baseline Start	Baseline Finish	Start	Finish	Predecessors	Successors
1	Plan A Wedding	129 days	NA	NA	Wed 4/19/23	Mon 10/16/23		
2	Create a Budget Tracker	129 days	NA	NA	Wed 4/19/23	Mon 10/16/23		
3	Create a Must-Have List	129 days	NA	NA	Wed 4/19/23	Mon 10/16/23		
4	Locate & Schedule Photographer	10 days	NA	NA	Wed 4/19/23	Tue 5/2/23		5,10
5	Locate Venue(s)	30 days	NA	NA	Wed 5/3/23	Tue 6/13/23	4	
6	Locate Band	30 days	NA	NA	Wed 4/19/23	Tue 5/30/23		7
7	Secure Main Vendors	10 days	NA	NA	Wed 4/19/23	Mon 6/12/23	6	8
8	Choose Dress	90 days	NA	NA	Tue 6/13/23	Mon 10/16/23	7	
9	Order Marriage License	20 days	NA	NA	Wed 4/19/23	Tue 5/16/23		11
10	Create a Guest List	50 days	NA	NA	Wed 5/17/23	Tue 7/25/23	4	
11	Hire Wedding Coordinator	10 days	NA	NA	Wed 5/17/23	Tue 5/30/23	9	13
12	Establish Wedding Party	20 days	NA	NA	Wed 6/28/23	Tue 7/25/23	14	
13	Send Save the Dates	10 days	NA	NA	Wed 5/31/23	Tue 6/13/23	11	15
14	Create a Countdown Timer	50 days	NA	NA	Wed 4/19/23	Tue 6/27/23		12
15	Create Wedding Website	10 days	NA	NA	Wed 6/14/23	Tue 6/27/23	13	17
16	Create Wedding Registry	10 days	NA	NA	Wed 4/19/23	Tue 5/2/23		
17	Plan Honeymoon	1 day	NA	NA	Wed 6/28/23	Wed 6/28/23	15	

Gantt Chart view showing task bars from Apr 16, '23 to Apr 30, '23.

Ribbon Overview

Count: counts the # of tasks, summary task, detailed tasks, completed detailed task, % complete of detailed tasks

Trace: Shows the predecessor or successor tasks for the selected task

The screenshot shows the Primavera P6 software interface. The ribbon is visible at the top, with the 'PERFORM' group containing 'Count', 'Trace', and 'Stats' buttons. Below the ribbon is a table of tasks for a wedding project.

Task Mode	Task Name	Duration	Baseline Start	Baseline Finish	Start	Finish	Predecessors	Successors
1	Plan A Wedding	129 days	NA	NA	Wed 4/19/23	Mon 10/16/23		
2	Create a Budget Tracker	129 days	NA	NA	Wed 4/19/23	Mon 10/16/23		
3	Create a Must-Have List	129 days	NA	NA	Wed 4/19/23	Mon 10/16/23		
4	Locate & Schedule Photographer	10 days	NA	NA	Wed 4/19/23	Tue 5/2/23		5,10
5	Locate Venue(s)	30 days	NA	NA	Wed 5/3/23	Tue 6/13/23	4	
6	Locate Band	30 days	NA	NA	Wed 4/19/23	Tue 5/30/23		7
7	Secure Main Vendors	10 days	NA	NA	Wed 4/19/23	Mon 6/12/23	6	8
8	Choose Dress	90 days	NA	NA	Tue 6/13/23	Mon 10/16/23	7	
9	Order Marriage License	20 days	NA	NA	Wed 4/19/23	Tue 5/16/23		11
10	Create a Guest List	50 days	NA	NA	Wed 5/17/23	Tue 7/25/23	4	
11	Hire Wedding Coordinator	10 days	NA	NA	Wed 5/17/23	Tue 5/30/23	9	13
12	Establish Wedding Party	20 days	NA	NA	Wed 6/28/23	Tue 7/25/23	14	
13	Send Save the Dates	10 days	NA	NA	Wed 5/31/23	Tue 6/13/23	11	15
14	Create a Countdown Timer	50 days	NA	NA	Wed 4/19/23	Tue 6/27/23		12
15	Create Wedding Website	10 days	NA	NA	Wed 6/14/23	Tue 6/27/23	13	17
16	Create Wedding Registry	10 days	NA	NA	Wed 4/19/23	Tue 5/2/23		
17	Plan Honeymoon	1 day	NA	NA	Wed 6/28/23	Wed 6/28/23	15	

Refresh: (Important)
Click Refresh every time schedule is opened

Ribbon Overview - Trace

Split V: Gantt Chart Find Sort By Bookmark View Health Status?: 1 Perform PF: 10/2/2023 Admin Reports Learn
Details T: Entry Scale Go Back Edit Magic Fitness Mark on Track Count Trace Stats OOS Bow-Wave Assess TN: 4/19/2023 Refresh AzTech Filters Learn
Toggle F: All Tasks Group By Expand All EVM GASP 0% 50% 100% Look-Ahead Build Assess Validate Run! Learn

Task Mode	Task Name	Duration	Baseline Start	Baseline Finish	Start	Finish	Predecessors	Successors
1	Plan A Wedding	119 days	Wed 4/19/23	Thu 3/28/24	Wed 4/19/23	Mon 10/2/23		
2	Create a Budget Tracker	119 days	Wed 4/19/23	Thu 1/4/24	Wed 4/19/23	Mon 10/2/23		
3	Create a Must-Have List	119 days	Wed 4/19/23	Thu 1/4/24	Wed 4/19/23	Mon 10/2/23		
4	Locate & Schedule Photographer	10 days	Wed 4/19/23	Tue 5/2/23	Wed 4/19/23	Tue 5/2/23		5
5	Locate Venue(s)	30 days	Wed 5/3/23	Tue 6/13/23	Wed 5/3/23	Tue 6/13/23	4	6
6	Locate Band	30 days	Wed 4/19/23	Mon 7/24/23	Wed 4/19/23	Mon 7/24/23	5	
7								8
8								9
9								10
10								11
11								12
12								13
13								14
14								15
15								16
16								17
17								18

AzTech Trace

Project Info: Wedding
 Project Path: C:\Users\cbonds\Desktop\HRP
 Status Date: 19-APR-2023
 Trace Task / Milestone Info: Locate Venue(s)
 Project: Wedding
 Unique ID: 7 Number15: 0

Choose Trace Settings

Predecessors
 Successors [R]

Critical (Total Slack <= 0 Days) [C]
 Driving (Free Slack <= 0 Days) [D]
 Include completed tasks in Trace [A]
 Check for LOE [L], Planning Packages, & Milestones
 Keep existing (Flag 19= True) [K]
 Band paths by Total Float [P]

Sort: Finish [F]

Constraint Type: ASAP
 Constraint Date: NA
 Deadline Date: NA
 Baseline Finish: 13-JUN-2023
 Current Finish Date: 13-JUN-2023
 Early Finish Date: 13-JUN-2023
 Late Finish Date: 13-JUN-2023

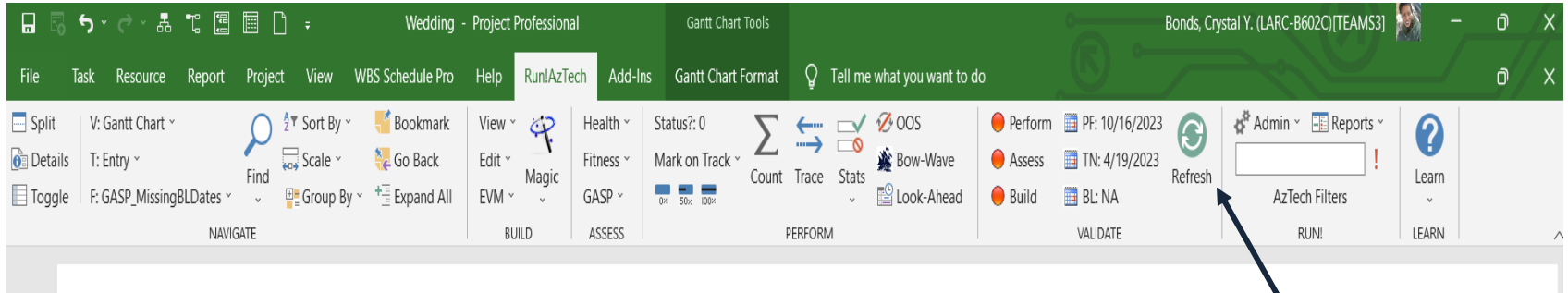
Status: Unstarted
 Finish Variance: On Schedule
Total Slack (Float): 0 Days Critical (Zero)

Trace Options: F

Cancel Trace

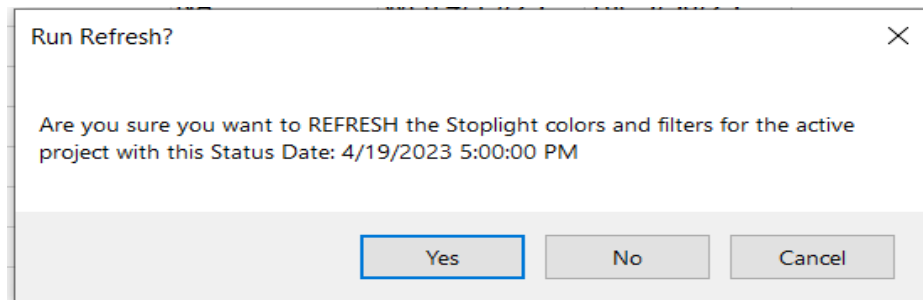
Task Mode	Task Name	Duration	Baseline Start	Baseline Finish	Start	Finish	Predecessors	Successors
4	Locate & Schedule Photographer	10 days	Wed 4/19/23	Tue 5/2/23	Wed 4/19/23	Tue 5/2/23		5
5	Locate Venue(s)	30 days	Wed 5/3/23	Tue 6/13/23	Wed 5/3/23	Tue 6/13/23	4	6

Ribbon Overview - Refresh



Refresh: (Important)
Click Refresh every time
schedule is opened

- Click the Refresh Button every time the schedule file is opened
- Run every time there is a date change or a status date change is mandatory



Ribbon Overview - Refresh

The screenshot shows a software window titled "Stoplight - Perform". It is divided into two main sections: "Overview" and "Statistics".

Overview

Run Date/Time: 19-Apr-2023 9:01 PM
Project Name: Wedding
Project Path: C:\Users\cbonds\Desktop\HRP
Status Date: 19-Apr-2023 5:00 PM

Detailed Tasks / Milestones

Detailed Tasks:	12	0% Complete:	0	42% Started:	5
Summary Tasks:	5	100% Incomplete:	12	58% Unstarted:	7
Total Tasks:	17				

Statistics

Indicator	Category	Count	%	Description
■	Negative Total Float	0	0%	Incomplete tasks with negative total float.
■	Started & Forecasting Late & Critical	0	0%	Incomplete tasks that started late, are forecast to finish even later, and have negative total float.
■	Unstarted & Forecasting Late & Critical	0	0%	Unstarted tasks that are forecast to start late, finish even later, and have negative total float.
■	30 Day Bow-Wave	0	0%	Incomplete tasks > 10 days late & pushed to start within the next 30 days.
■	Missing Finish by 20 Days	0	0%	Incomplete tasks forecasting > 20 days late to baseline finish.
■	Missing Duration by 20 Days	5	42%	Incomplete tasks forecasting > 20 days late to baseline duration.
■	Started 20 Days Late & Finishing Even Later	0	0%	In progress tasks that started more than 20 days late forecast to finish even later.
■	Starting 20 Days Late & Finishing Even Later	0	0%	Unstarted (future) tasks forecast to start and finish more than 20 days late & finishing even later.
■	Milestones became tasks?	0	0%	Incomplete task baselined <= 1 day then stretched > 5 days.
■	Task(s) became milestone(s)?	0	0%	Incomplete task baselined > 20 days then shortened to <= 5 days.

Buttons: Clear Filter, Close

Perform

Metrics focus: Project progression, Execution & Delivery

- Includes: Negative total float, Task forecasting late & critical, Missing finish & durations by 20 days, Tasks starting 20 days late & finishing even later

Ribbon Overview - Refresh

The screenshot shows a software window titled "Stoplight - Build". It contains two main sections: "Overview" and "Statistics".

Overview

Run Date/Time: 19-Apr-2023 9:01 PM
Project Name: Wedding
Project Path: C:\Users\cbonds\Desktop\HRP
Status Date: 19-Apr-2023 5:00 PM

Detailed Tasks: 12

Detailed Tasks / Milestones

Summary Tasks:	5	0% Complete:	0	42% Started:	5
Total Tasks:	17	100% Incomplete:	12	58% Unstarted:	7

Statistics

Indicator	Category	Count	%	Description
■	Summary Tasks with Logic	2	40%	Summary Tasks with a predecessor, successor, constraint date, or deadline.
■	Hard Constraints	0	0%	Hard constraints (MSO, MFO, SNLT, FNTL).
■	Leads	0	0%	Leads (negative lags) used to "pull" tasks to an earlier start or finish (excludes -1 day).
■	Estimated Durations	0	0%	Estimated durations (with a ?).
■	Missing Logic	8	67%	Missing a predecessor or successor.
■	Non-Finish-to-Start (FS or FF) Logic	0	0%	SS or SF Successor w/o Finish Successor.
■	High Total Float	9	75%	Total Float > 44 days.
■	Lags	0	0%	Lags used to "push" tasks to a later start or finish.
■	High Durations	1	8%	Durations or Baseline durations > 44 days.
■	PPkg or LOE <= 20 days	0	0%	Planning Packages or LOE tasks <= 20 days duration or baseline duration.

Buttons: Clear Filter, Close

Build

Metrics focus: Logic, Float, Duration, Constraints & Leads/Lags

Ribbon Overview - Refresh

The screenshot shows the 'Stoplight - Assess' application window. The 'Overview' section displays project details: Run Date/Time (19-Apr-2023 9:01 PM), Project Name (Wedding), Project Path (C:\Users\cbonds\Desktop\HRP), and Status Date (19-Apr-2023 5:00 PM). Below this, a summary table shows task counts: Detailed Tasks (12), Summary Tasks (5), and Total Tasks (17). It also includes a 'Detailed Tasks / Milestones' section with 'Complete' (0, 42% Started) and 'Incomplete' (12, 58% Unstarted) counts.

The 'Statistics' section contains a table with the following data:

Indicator	Category	Count	%	Description
■	Missing/Inaccurate Baseline Durations	0	0%	Detailed tasks with missing or inaccurate baseline durations (BL Finish - BL Start <> BL Duration).
■	Missing Baseline Dates	12	71%	Summary and detailed tasks missing either baseline start or finish.
■	Invalid Actual Dates	0	0%	Incomplete tasks with an actual start or finish right of the Status Date.
■	Invalid Forecast Dates	0	0%	Incomplete tasks with a forecast start or finish left of the Status Date.
■	Missing % Complete	0	0%	Incomplete tasks with duration % complete not statused to the Status Date.
■	Physical % Complete does not match Actual Start or Finish	0	0%	Incomplete non-LOE tasks with physical % complete > 0% without actual start or 100% without actual finish.
■	PPkg with Actual Start	0	0%	Planning packages with an actual start date.
■	PPkg Left of Status Date	0	0%	Planning packages with a forecast start left of the Status Date.

At the bottom right of the window are 'Clear Filter' and 'Close' buttons.

Assess

- Metrics include: Baseline, Actual, Forecast Date and Durations, % complete (both missing & physical)
- Click on red indicator “Missing Baseline Dates”

Ribbon Overview - Refresh

Wedding - Project Professional | Gantt Chart Tools | Bonds, Crystal Y. (LARC-B602C)[TEAMS3]

File Task Resource Report Project View WBS Schedule Pro Help Run/AzTech Add-Ins Gantt Chart Format Tell me what you want to do

Split V: Gantt Chart | V: Gantt Chart | Sort By | Bookmark | View | Health | Status: 0 | Sum | Trace | Stats | OOS | Perform | PF: 10/16/2023
 Details T: Entry | Find | Scale | Go Back | Edit | Magic | Fitness | Mark on Track | Count | Trace | Stats | Bow-Wave | Assess | TN: 4/19/2023 | Refresh | Admin | Reports | AzTech Filters | Learn
 Toggle F: GASP_MissingBLDates | Group By | Expand All | EVM | GASP | 0% 50% 100% | Look-Ahead | Build | BL: NA | Run! | Learn

NAVIGATE BUILD ASSESS PERFORM VALIDATE RUN! LEARN

Task Mode	Task Name	Duration	Baseline Start	Baseline Finish	Start	Finish	Predecessors	Successors
4	Locate & Schedule Photographer	10 days	NA	NA	Wed 4/19/23	Tue 5/2/23		5,10
5	Locate Venue(s)	30 days	NA	NA	Wed 5/3/23	Tue 6/13/23	4	
6	Locate Band	30 days	NA	NA	Wed 4/19/23	Tue 5/30/23		7
7	Secure Main Vendors	10 days	NA	NA	Wed 4/19/23	Mon 6/12/23	6	8
8	Choose Dress	90 days	NA	NA	Tue 6/13/23	Mon 10/16/23	7	
9	Order Marriage License	20 days	NA	NA	Wed 4/19/23	Tue 5/16/23		11
11	Hire Wedding Coordinator	10 days	NA	NA	Wed 5/17/23	Tue 5/30/23	9	13
12	Establish Wedding Party	20 days	NA	NA	Wed 6/28/23	Tue 7/25/23	14	
13	Send Save the Dates	10 days	NA	NA	Wed 5/31/23	Tue 6/13/23	11	15
15	Create Wedding Website	10 days	NA	NA	Wed 6/14/23	Tue 6/27/23	13	17
16	Create Wedding Registry	10 days	NA	NA	Wed 4/19/23	Tue 5/2/23		
17	Plan Honeymoon	1 day	NA	NA	Wed 6/28/23	Wed 6/28/23	15	

Apr 16, '23 | Apr 23, '23 | Apr 30, '23

Task Chart

RunAzTech Demonstration

Split V: Gantt Chart

Details T: Entry

Toggle F: All Tasks

NAVIGATE

Sort By

Scale

Group By

BUILD

Bookmark

Go Back

Expand All

ASSESS

View

Edit

EVM

Magic

BUILD

Health

Fitness

GASP

ASSESS

Status?: 0

Mark on Track

Count

Trace

Stats

Look-Ahead

PERFORM

Perform PF: 3/28/2024

Assess TN: 4/19/2023

Build BL: 4/24/2023

VALIDATE

Refresh

Admin

Reports

AzTech Filters

RUN!

Learn

LEARN

Task Mode	Task Name	Duration	Baseline Start	Baseline Finish	Start	Finish	Predecessors	Successors	Apr 16, '23							Apr 23, '23							Apr 30, '23																
									S	M	T	W	T	F	S	S	M	T	W	T	F	S	S	M	T	W	T	F	S										
1	Plan A Wedding	247 days	Wed 4/19/23	Thu 3/28/24	Wed 4/19/23	Thu 3/28/24																																	
2	Create a Budget Tracker	187 days	Wed 4/19/23	Thu 1/4/24	Wed 4/19/23	Thu 1/4/24																																	
3	Create a Must-Have List	187 days	Wed 4/19/23	Thu 1/4/24	Wed 4/19/23	Thu 1/4/24																																	
4	Locate & Schedule Photographer	10 days	Wed 4/19/23	Tue 5/2/23	Wed 4/19/23	Tue 5/2/23		5,11																															
5	Locate Venue(s)	30 days	Wed 5/3/23	Tue 6/13/23	Wed 5/3/23	Tue 6/13/23	4	6																															
6	Locate Band	30 days	Wed 4/19/23	Mon 7/24/23	Wed 4/19/23	Mon 7/24/23	5	7																															
7	Secure Main Vendors	10 days	Wed 4/19/23	Fri 8/4/23	Wed 4/19/23	Fri 8/4/23	6	8																															
8	Choose Dress	90 days	Mon 8/7/23	Fri 12/8/23	Mon 8/7/23	Fri 12/8/23	7	9																															
9	Order Marriage License	20 days	Wed 4/19/23	Thu 1/4/24	Wed 4/19/23	Thu 1/4/24	8	11																															
10	Create a Guest List	50 days	Fri 1/5/24	Thu 3/14/24	Fri 1/5/24	Thu 3/14/24																																	
11	Hire Wedding Coordinator	10 days	Fri 1/5/24	Thu 1/18/24	Fri 1/5/24	Thu 1/18/24	9,4	13																															
12	Establish Wedding Party	20 days	Fri 2/16/24	Thu 3/14/24	Fri 2/16/24	Thu 3/14/24	15	16																															
13	Send Save the Dates	10 days	Fri 1/19/24	Thu 2/1/24	Fri 1/19/24	Thu 2/1/24	11	15																															
14	Create a Countdown Timer	246 days	Wed 4/19/23	Wed 3/27/24	Wed 4/19/23	Wed 3/27/24																																	
15	Create Wedding Website	10 days	Fri 2/2/24	Thu 2/15/24	Fri 2/2/24	Thu 2/15/24	13	17,12																															
16	Create Wedding Registry	10 days	Wed 4/19/23	Wed 3/27/24	Wed 4/19/23	Wed 3/27/24	12	17																															
17	Plan Honeymoon	1 day	Thu 3/28/24	Thu 3/28/24	Thu 3/28/24	Thu 3/28/24	15,16																																

Project Performance Domains

A group of related activities that are critical for the effective delivery of project outcomes.



Project Performance Domains



Stakeholders



Team



Development
Approach & Life
Cycle



Planning




Project Work



Delivery



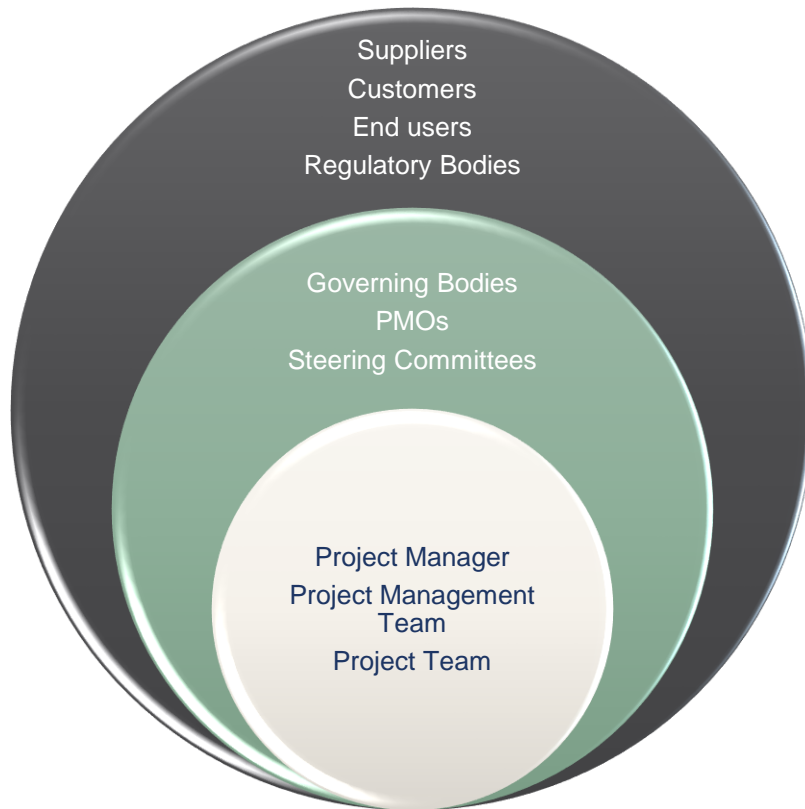
Measurement



Uncertainty



Stakeholders Performance Domain



- Addresses Activities & Functions Associated with Stakeholders
- Effective execution of this domain results in these outcomes:
 - ❖ Productive working relationships
 - ❖ Stakeholder agreement
 - ❖ Support and satisfaction even while opposition arises but does not negatively impact outcomes

Stakeholders Performance Domain



Stakeholder Engagement

“Includes implementing strategies and actions to promote productive involvement of stakeholders”

Navigating Effective Stakeholder Engagement

- Identifying the Stakeholders
- Understanding the Stakeholders
- Analyze Stakeholder Aspects
- Prioritize the Stakeholder
- Engaging with the Stakeholder
- Monitoring the Stakeholder

Team Performance Domain



- Addresses activities and functions associated with the people who are responsible for producing project deliverables that realize business outcomes
- Effective execution of this domain results in these outcomes:
 - ❖ Entails establishing the culture and environment
 - ❖ Enables a collection of diverse individuals to evolve into a high-performing project team
 - ❖ Recognizes activities needed to foster project team development
 - ❖ Encourages leadership behaviors

Development Approach & Life Cycle Performance Domain




- Addresses activities & functions associated with the development approach, cadence & life cycle phases of the project
- Effective execution of this domain results in these outcomes:
 - ❖ Development approaches that are consistent with project deliverables
 - ❖ Project life cycle that connect with delivery of business & stakeholder value
 - ❖ Project life cycle that facilitate the delivery cadence & development approach required

Planning Performance Domain




- Addresses activities & functions associated with the initial, ongoing, and evolving organization & coordination necessary for delivering & outcomes
- Effective execution of this domain results in these outcomes:
 - ❖ Project progression in an organized, coordinated & deliberate manner
 - ❖ Holistic approach to delivering outcomes
 - ❖ Evolving information
 - ❖ Time spent planning is appropriate
 - ❖ Information is sufficient to manage expectations

Project Work Performance Domain



- Addresses activities & functions associated with establishing project processes, managing physical resources & fostering a learning environment
- Effective execution of this domain results in these outcomes:
 - ❖ Efficient & effective performance
 - ❖ Processes are appropriate for the project & environment
 - ❖ Appropriate communication
 - ❖ Managing physical resources efficiently
 - ❖ Managing procurements effectively
 - ❖ Improvement in team capability due to continuous learning & process improvement

Delivery Performance Domain



- Addresses activities & functions associated with delivering the scope & quality that the project was undertaken to achieve
- Effective execution of this domain results in these outcomes:
 - ❖ Projects contribute to business objectives & advancement of strategy
 - ❖ Realization of outcomes
 - ❖ Benefits are realized
 - ❖ Clear understanding of requirements
 - ❖ Acceptance and satisfaction of deliverables from Stakeholders

Measurement Performance Domain



- Address activities and functions associated with assessing project performance and taking appropriate actions to maintain acceptable/optimal performance
- Effective execution of this domain results in these outcomes:
 - ❖ Reliable understanding of status of project
 - ❖ Actionable data to facilitate decision making
 - ❖ Timely actions to keep performance on track

Uncertainty Performance Domain



- Address activities and functions associated with risk & uncertainty
- Effective execution of this domain results in these outcomes:
 - ❖ Awareness of the environment in which projects occur
 - ❖ Proactive in exploring & responding to uncertainty
 - ❖ Awareness of the interdependence of multiple variables
 - ❖ Anticipation of threats & opportunities
 - ❖ Understanding consequences of issues
 - ❖ Opportunities are realized
 - ❖ Effective utilization of cost and schedule reserves

Questions?

- Thank you
- Contact: Crystal Bonds, PMP, CAMP
- Phone: 757-708-2475
- Email: crystal.y.bonds@nasa.gov, crystal.y.bonds@ama-inc.com



Resources

Project Management Institute. (2021) *A Guide to the Project Management Body of Knowledge (PMBOK Guide) & The Standard for Project Management*, 7th Edition, Retrieved August 1, 2022 from <https://www.pmi.org/pmbok-guide-standards/foundational/pmbok>

