

PDRS Operations Checklist


STS-121 Flight Supplement

**Mission Operations Directorate
EVA, Robotics, & Crew Systems
Operations Division**

**Basic
January 10, 2005**

National Aeronautics and
Space Administration

Lyndon B. Johnson Space Center
Houston, Texas




MISSION OPERATIONS DIRECTORATE

**PDRS OPERATIONS CHECKLIST
STS-121 FLIGHT SUPPLEMENT**

BASIC
January 10, 2005

PREPARED BY:


 1-12-05

Quincy S. Harp
Book Manager

APPROVED BY:

 1-12-05

Angela R. Prince
Lead, Robotics Systems Group

 1-12-05

Daniel D. Lindner
Chief, Robotics Operations Branch

This document is under the configuration control of the Crew Procedures Control Board (CPCB). Except for Discrepancy Notices (DN) approved at the flight operations review (FOR), all proposed changes must be submitted via FDF Workflow Crew Procedure Change Request (CR) to DO3/FDF Manager.

Additional distribution of this book, for official use only, may be requested in writing to DO3/FDF Manager. The request must include justification and requester's name, organization, position, and phone number. Contractor requests are made through the NASA or DOD organization supported. Deletions, reduction in quantity, or change of address may be submitted to DO3/FDF Management Office, 281-244-1184.

Incorporates the following:
482#: NONE – Establishes baseline

AREAS OF TECHNICAL RESPONSIBILITY

Book Manager	DX22/Q. Harp	281-483-1757
RMS Procedures	TBD	TBD
RMS Training	TBD	TBD
RMS Analysis	TBD	TBD
PRLA/ROEU Procedures	TBD	TBD

PDRS OPERATIONS CHECKLIST
 STS-121 FLIGHT SUPPLEMENT

LIST OF EFFECTIVE PAGES

	BASIC	01/10/05	
Sign Off.....*	121/BAS	FS 2-19.....	121/BAS
FS ii.....*	121/BAS	FS 2-20.....	121/BAS
FS iii.....*	121/BAS	FS 2-21.....	121/BAS
FS iv.....*	121/BAS	FS 2-22.....	121/BAS
FS v.....*	121/BAS	FS 2-23.....	121/BAS
FS vi.....*	121/BAS	FS 2-24.....	121/BAS
FS vii.....	121/BAS	FS 2-25.....	121/BAS
FS viii.....	121/BAS	FS 2-26.....	121/BAS
FS 1-1.....	121/BAS	FS 2-27.....	121/BAS
FS 1-2.....	121/BAS	FS 2-28.....	121/BAS
FS 1-3.....	121/BAS	FS 2-29.....	121/BAS
FS 1-4.....	121/BAS	FS 2-30.....	121/BAS
FS 1-5.....	121/BAS	FS 2-31.....	121/BAS
FS 1-6.....	121/BAS	FS 2-32.....	121/BAS
FS 1-7.....	121/BAS	FS 2-33.....	121/BAS
FS 1-8.....	121/BAS	FS 2-34.....	121/BAS
FS 1-9.....	121/BAS	FS 2-35.....	121/BAS
FS 1-10.....	121/BAS	FS 2-36.....	121/BAS
FS 1-11.....	121/BAS	FS 2-37.....	121/BAS
FS 1-12.....	121/BAS	FS 2-38.....	121/BAS
FS 1-13.....	121/BAS	FS 2-39.....	121/BAS
FS 1-14.....	121/BAS	FS 2-40.....	121/BAS
FS 1-15.....	121/BAS	FS 2-41.....	121/BAS
FS 1-16.....	121/BAS	FS 2-42.....	121/BAS
FS 1-17.....	121/BAS	FS 2-43.....	121/BAS
FS 1-18.....	121/BAS	FS 2-44.....	121/BAS
FS 1-19.....	121/BAS	FS 2-45.....	121/BAS
FS 1-20.....	121/BAS	FS 2-46.....	121/BAS
FS 2-1.....	121/BAS	FS 2-47.....	121/BAS
FS 2-2.....	121/BAS	FS 2-48.....	121/BAS
FS 2-3.....	121/BAS	FS 2-49.....	121/BAS
FS 2-4.....	121/BAS	FS 2-50.....	121/BAS
FS 2-5.....	121/BAS	FS 2-51.....	121/BAS
FS 2-6.....	121/BAS	FS 2-52.....	121/BAS
FS 2-7.....	121/BAS	FS 2-53.....	121/BAS
FS 2-8.....	121/BAS	FS 2-54.....	121/BAS
FS 2-9.....	121/BAS	FS 2-55.....	121/BAS
FS 2-10.....	121/BAS	FS 2-56.....	121/BAS
FS 2-11.....	121/BAS	FS 2-57.....	121/BAS
FS 2-12.....	121/BAS	FS 2-58.....	121/BAS
FS 2-13.....	121/BAS	FS 2-59.....	121/BAS
FS 2-14.....	121/BAS	FS 2-60.....	121/BAS
FS 2-15.....	121/BAS	FS 2-61.....	121/BAS
FS 2-16.....	121/BAS	FS 2-62.....	121/BAS
FS 2-17.....	121/BAS	FS 2-63.....	121/BAS
FS 2-18.....	121/BAS	FS 2-64.....	121/BAS

* – Omit from flight book

FS 2-65	121/BAS	FS 5-4.....	121/BAS
FS 2-66	121/BAS	FS 5-5.....	121/BAS
FS 2-67	121/BAS	FS 5-6.....	121/BAS
FS 2-68	121/BAS	FS 5-7.....	121/BAS
FS 2-69	121/BAS	FS 5-8.....	121/BAS
FS 2-70	121/BAS	FS 5-9.....	121/BAS
FS 2-71	121/BAS	FS 5-10.....	121/BAS
FS 2-72	121/BAS	FS 5-11.....	121/BAS
FS 2-73	121/BAS	FS 5-12.....	121/BAS
FS 2-74	121/BAS	FS 5-13.....	121/BAS
FS 2-75	121/BAS	FS 5-14.....	121/BAS
FS 2-76	121/BAS	FS 5-15.....	121/BAS
FS 2-77	121/BAS	FS 5-16.....	121/BAS
FS 2-78	121/BAS	FS 5-17.....	121/BAS
FS 2-79	121/BAS	FS 5-18.....	121/BAS
FS 2-80	121/BAS	FS 6-1.....	121/BAS
FS 2-81	121/BAS	FS 6-2.....	121/BAS
FS 2-82	121/BAS	FS 6-3.....	121/BAS
FS 2-83	121/BAS	FS 6-4.....	121/BAS
FS 2-84	121/BAS	FS 6-5.....	121/BAS
FS 2-85	121/BAS	FS 6-6.....	121/BAS
FS 2-86	121/BAS	FS 6-7.....	121/BAS
FS 2-87	121/BAS	FS 6-8.....	121/BAS
FS 2-88	121/BAS	FS 7-1.....	121/BAS
FS 2-89	121/BAS	FS 7-2.....	121/BAS
FS 2-90	121/BAS	FS 7-3.....	121/BAS
FS 2-91	121/BAS	FS 7-4.....	121/BAS
FS 2-92	121/BAS	FS 7-5.....	121/BAS
FS 2-93	121/BAS	FS 7-6.....	121/BAS
FS 2-94	121/BAS	FS 7-7.....	121/BAS
FS 2-95	121/BAS	FS 7-8.....	121/BAS
FS 2-96	121/BAS	FS 7-9.....	121/BAS
FS 2-97	121/BAS	FS 7-10.....	121/BAS
FS 2-98	121/BAS	FS 7-11.....	121/BAS
FS 2-99	121/BAS	FS 7-12.....	121/BAS
FS 2-100	121/BAS	FS 7-13.....	121/BAS
FS 2-101	121/BAS	FS 7-14.....	121/BAS
FS 2-102	121/BAS	FS 7-15.....	121/BAS
FS 2-103	121/BAS	FS 7-16.....	121/BAS
FS 2-104	121/BAS	FS 8-1.....	121/BAS
FS 2-105	121/BAS	FS 8-2.....	121/BAS
FS 2-106	121/BAS	FS 8-3.....	121/BAS
FS 2-107	121/BAS	FS 8-4.....	121/BAS
FS 2-108	121/BAS	FS 8-5.....	121/BAS
FS 3-1	121/BAS	FS 8-6.....	121/BAS
FS 3-2	121/BAS	FS 8-7.....	121/BAS
FS 3-3	121/BAS	FS 8-8.....	121/BAS
FS 3-4	121/BAS	FS 8-9.....	121/BAS
FS 3-5	121/BAS	FS 8-10.....	121/BAS
FS 3-6	121/BAS	FS 9-1.....	121/BAS
FS 4-1	121/BAS	FS 9-2.....	121/BAS
FS 4-2	121/BAS	FS 9-3.....	121/BAS
FS 5-1	121/BAS	FS 9-4.....	121/BAS
FS 5-2	121/BAS	FS 9-5.....	121/BAS
FS 5-3	121/BAS	FS 9-6.....	121/BAS

FS 9-7	121/BAS	FS 10-1.....	121/BAS
FS 9-8	121/BAS	FS CC 10-2.....	121/BAS
FS 9-9	121/BAS	FS CC 10-3.....	121/BAS
FS 9-10	121/BAS	FS CC 10-4.....	121/BAS

PDRS CUE CARDS

<u>Title</u>	<u>Ref. Page</u>	<u>Card No.</u>
MPLM BERTH OVERLAY	FS CC 10-2	PDRS-7a/121/O/A
CBCS CCTV OVERLAY	FS CC 10-3	PDRS-8a/121/O/A
OVERLAY FOR ROEU PL SEL POSITION.....	FS CC 10-4	PDRS-9a/121/O/A

This Page Intentionally Blank

<u>CONTENTS</u>	<u>PAGE</u>
<u>OBSS NOMINAL</u>	FS 1-1
OBSS UNBERTH.....	FS 1-2
BERTH.....	FS 1-7
HANDOFF FROM SSRMS TO SRMS.....	FS 1-11
SRMS TO SSRMS.....	FS 1-16
 <u>TPS SURVEYS</u>	 FS 2-1
OBSS LDRI RCC SURVEY – STBD.....	FS 2-2
– NOSE CAP.....	FS 2-27
– PORT.....	FS 2-42
SRMS EE CAM UPPER SURFACE SURVEY.....	FS 2-67
OBSS LCS RCC SURVEY – STBD.....	FS 2-78
– NOSE CAP.....	FS 2-87
– PORT.....	FS 2-96
 <u>EVA 1</u>	 FS 3-1
EVA 1 PICKUP.....	FS 3-2
SUPPORT.....	FS 3-4
DROPOFF.....	FS 3-5
 <u>OBSS CONTINGENCY (TBS)</u>	 FS 4-1
OBSS SJ GRAPPLE	
UNBERTH	
BERTH	
UNGRAPPLE	
JETTISON	
ITVC RCC SURVEY – STBD	
– PORT	
– NOSE CAP	
 <u>ORBITER REPAIR</u>	 FS 5-1
ORBITER REPAIR MANEUVER (ORM) DTO.....	FS 5-2
ORBITER REPAIR MANEUVER (CONTINGENCY).....	FS 5-8
REVERSE ORBITER REPAIR MANEUVER (CONTINGENCY).....	FS 5-13
 <u>INSPECTION AND REPAIR REFERENCE DATA</u>	 FS 6-1
OBSS JOINT ANGLES VS POR COORDINATES (TBS)	
AUTO SEQUENCES (TBS)	
COORDINATE SYSTEM – PL ID 1 OBSS UNBERTH/BERTH.....	FS 6-2
2 OBSS BOOM MNVRS.....	FS 6-3
3 LDRI SURVEYS.....	FS 6-4
4 LCS SURVEYS.....	FS 6-5
GO/NO-GO CRITERIA (TBS)	
ATTITUDE CONTROL CONSTRAINTS (TBS)	
SRMS EE CAM JOINT ANGLES VS POR COORDINATES (TBS)	
AUTO SEQUENCE (TBS)	
COORDINATE SYSTEM – PL ID 5 (TBS)	
EVA SUPPORT JOINT ANGLES VS POR COORDINATES (TBS)	
COORDINATE SYSTEM – PL ID 5A (UPLINK) (TBS)	
ORM JOINT ANGLES VS POR COORDINATES.....	FS 6-6
AUTO SEQUENCES.....	FS 6-7

ORM COORDINATE SYSTEM – PL ID 4B (UPLINK) (TBS)
5B (UPLINK) (TBS)
GO/NO-GO CRITERIA (TBS)
ATTITUDE CONTROL CONSTRAINTS (TBS)

<u>NOMINAL MPLM INSTALL (CONTINGENCY)</u>	FS 7-1
NODE 1 NADIR ACBM INSPECTION (CONTINGENCY).....	FS 7-2
MPLM GRAPPLE IN BAY (CONTINGENCY)	FS 7-3
ROEU DEMATE (CONTINGENCY).....	FS 7-5
UNBERTH (CONTINGENCY).....	FS 7-7
INSTALL (CONTINGENCY)	FS 7-11
UNGRAPPLE ON NODE NADIR (CONTINGENCY).....	FS 7-16
<u>NOMINAL MPLM BERTH (CONTINGENCY)</u>	FS 8-1
MPLM GRAPPLE ON NODE NADIR (CONTINGENCY)	FS 8-2
UNINSTALL (CONTINGENCY)	FS 8-4
BERTH (CONTINGENCY).....	FS 8-6
ROEU MATE (CONTINGENCY).....	FS 8-8
UNGRAPPLE IN BAY (CONTINGENCY).....	FS 8-10
<u>MPLM REFERENCE DATA (CONTINGENCY)</u>	FS 9-1
JOINT ANGLES VS POR COORDINATES (CONTINGENCY).....	FS 9-2
MPLM GRAPPLE IN BAY (CONTINGENCY)	FS 9-2
CLEAR V-GUIDES (CONTINGENCY)	FS 9-2
LOW HOVER (CONTINGENCY)	FS 9-2
HIGH HOVER (CONTINGENCY)	FS 9-2
PRE-INSTALL (CONTINGENCY)	FS 9-3
READY-TO-LATCH (CONTINGENCY)	FS 9-3
INSTALLED (CONTINGENCY)	FS 9-3
CLEAR CBM GUIDES (CONTINGENCY)	FS 9-3
MPLM COORDINATE SYSTEM – PL ID 1 (CONTINGENCY)	FS 9-4
2 (CONTINGENCY)	FS 9-5
3 (CONTINGENCY)	FS 9-6
PRLA CONFIGURATION (CONTINGENCY)	FS 9-7
NODE 1 NADIR CBM RTL CONFIG FOR MPLM (CONTINGENCY)	FS 9-8
RMS/MPLM GO/NO-GO CRITERIA (CONTINGENCY).....	FS 9-9
SRMS/MPLM ATTITUDE CONTROL CONSTRAINTS (CONTINGENCY).....	FS 9-10
<u>CUE CARD CONFIGURATION</u>	FS 10-1